



Moreno Valley USD Agenda
Joint Meeting of the Board of Education and Riverside Community College District Board of Trustees
September 24, 2018

Open Session: 6:00 p.m.
Moreno Valley Unified School District
Board Room
25634 Alessandro Blvd. Moreno Valley, CA 92553

THESE PROCEEDINGS ARE BEING AUDIO TAPED PURSUANT TO GOVERNMENT CODE SECTION 54953.5 AND BROADCAST ON CHANNEL 16, AND LIVE STREAMED AND ARCHIVED ON THE DISTRICT WEBSITE AT <http://www.mvUSD.net>.

SPECIAL MEETINGS: Public Comments at a Special Meeting of the Board of Education shall be limited to only those items posted on the agenda (Government Code §54954.3). All requests to address the Board of Education on agenda items must be submitted prior to the beginning of the meeting.

Compliance with Requirements of California Government Code Section 54954.2

In compliance with California law and the Americans with Disabilities Act, and in accordance with MVUSD Board Bylaw 9320, if you need special disability-related modifications or accommodations, including auxiliary aids or services in order to participate in the meeting, or if you need the agenda provided in an alternative format, please contact the Moreno Valley Unified School District Administrative offices in writing or by phone at (951) 571-7500, at least 48 hours in advance of the scheduled Board Meeting. Notification 48 hours prior to the meeting will assist the District in making reasonable arrangements to accommodate your request. The Board Meeting Room is wheelchair accessible.

Availability of Agenda Materials

Agenda exhibits and other writings that are disclosable public records distributed to all or a majority of the District's Board of Education members, in connection with a matter subject to discussion or consideration at an open meeting of the Board of Education, are available for public inspection at the Romelio Ruiz Community Education Center, 25634 Alessandro Boulevard, Moreno Valley, California, 92553. If such writings are distributed to members of the Board less than 72 hours prior to the public meeting, they will be available in the lobby area of the Romelio Ruiz Community Education Center at the same time as they are distributed to the Board members, except that, if such writings are distributed immediately prior to or during the meeting, they will be available in the Board Meeting Room at the Romelio Ruiz Community Education Center.

As required by Government Code 54954.2, the Moreno Valley Unified School District's Board Agendas are posted at the Romelio Ruiz Community Education Center - 25634 Alessandro Boulevard, Moreno Valley, California, on the District's Internet website at www.mvUSD.net, and at the Moreno Valley Public Library - 25480 Alessandro Boulevard, Moreno Valley, California.

A. CALL TO ORDER

Quick Summary / Abstract:

The Board of Education opened the Special Joint Meeting at _____ p.m.

A.1. Roll Call

Quick Summary / Abstract:

Moreno Valley Unified School District Board of Education

- Susan Smith, President
- Jesus M. Holguin, Vice-President
- Cleveland Johnson, Clerk
- Gary E. Baugh, Ed.S., Member

Moreno Valley Unified School District Administration

- Dr. Martinrex Kedziora, Superintendent
- Maribel Mattox, Chief Academic Officer
- Tina Daigneault, Chief Business Official
- Dr. Robert Verdi, Chief Human Resources Officer

Riverside Community College District Board of Trustees

- Tracey Vackar, President
- Janet Green, Vice President
- Mary Figueroa, Secretary
- Virginia Blumenthal, Trustee
- Bill Hedrick, Trustee
- Jacob Alexander Velasquez, Student Trustee

Riverside Community College District Administration

- Dr. Wolde-Ab Isaac, Ph.D., Chancellor
- Dr. Susan Mills, Ph.D., Vice Chancellor, Educational Services and Strategic Planning
- Aaron Brown, Vice Chancellor, Business and Financial Services
- Dr. Robin Steinback, Ph.D., President, Moreno Valley College
- Dr. Irving Hendrick, Ed.D., Interim President, Riverside City College

B. PUBLIC COMMENTS ON AGENDA ITEMS

Quick Summary / Abstract:

Anyone wishing to speak to any item on the Agenda item may do so at this time.

Individual speakers shall be allowed to speak for three minutes on any agenda item. The Board of Education shall limit the total time for public input on each agenda item to 21 minutes. Board Bylaw 9323 (b) section 5.

Per Board Bylaw 9323, twice the allotted time will be provided to a member of the public utilizing a translator.

C. SPECIAL SESSION

Quick Summary / Abstract:

Presentation to the Board of Education for the Moreno Valley Unified School District and to the Board of Trustees of the Riverside Community College District on Commitment to Access and Equity: A Partnership for Student Success.

- Principles of Effective Partnership
- Promoting a College Going Culture
- Effective Strategies and Collaboration Efforts
- Student Success Outcomes

D. ADJOURNMENT

Quick Summary / Abstract:

There being no further business to come before the Board of Education, the meeting was adjourned at _____ p.m.

RCCD

RIVERSIDE COMMUNITY
COLLEGE DISTRICT

MORENO VALLEY COLLEGE | NORCO COLLEGE | RIVERSIDE CITY COLLEGE



Commitment to Access & Equity: A Partnership for Student Success

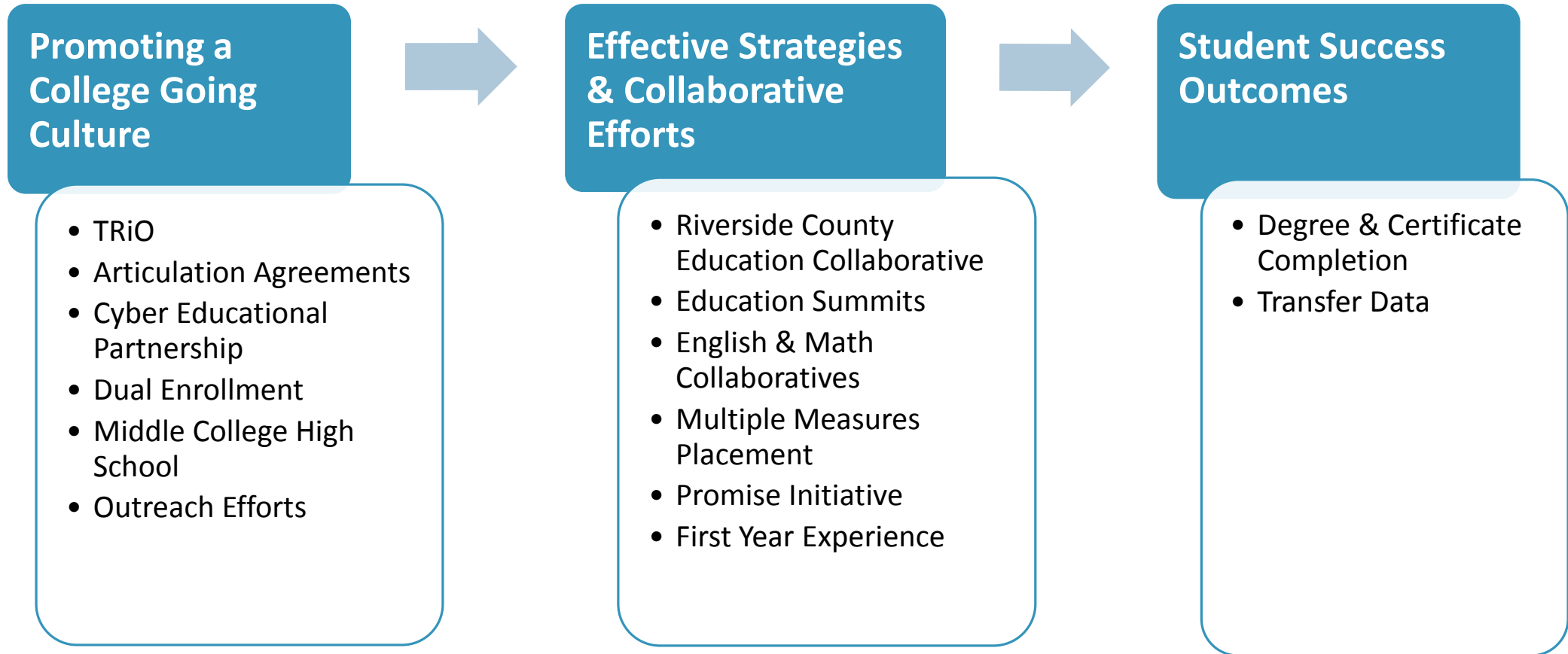
PRESENTATION TO THE JOINT MEETING OF THE BOARDS FOR RCCD & MVUSD

Principles for an Effective Partnership



- Focus on college & career readiness
- Improve high school graduation rates
- Develop seamless pathways to community college for Career & Technical Education or for transfer
- Reduce the need for remediation
- Develop effective transitional programs for first time college students based on best practices
- Promote student learning, success, and educational goal attainment through implementation of the guided pathways framework
- Reduce persistent student equity gaps by strengthening a college going culture in our community

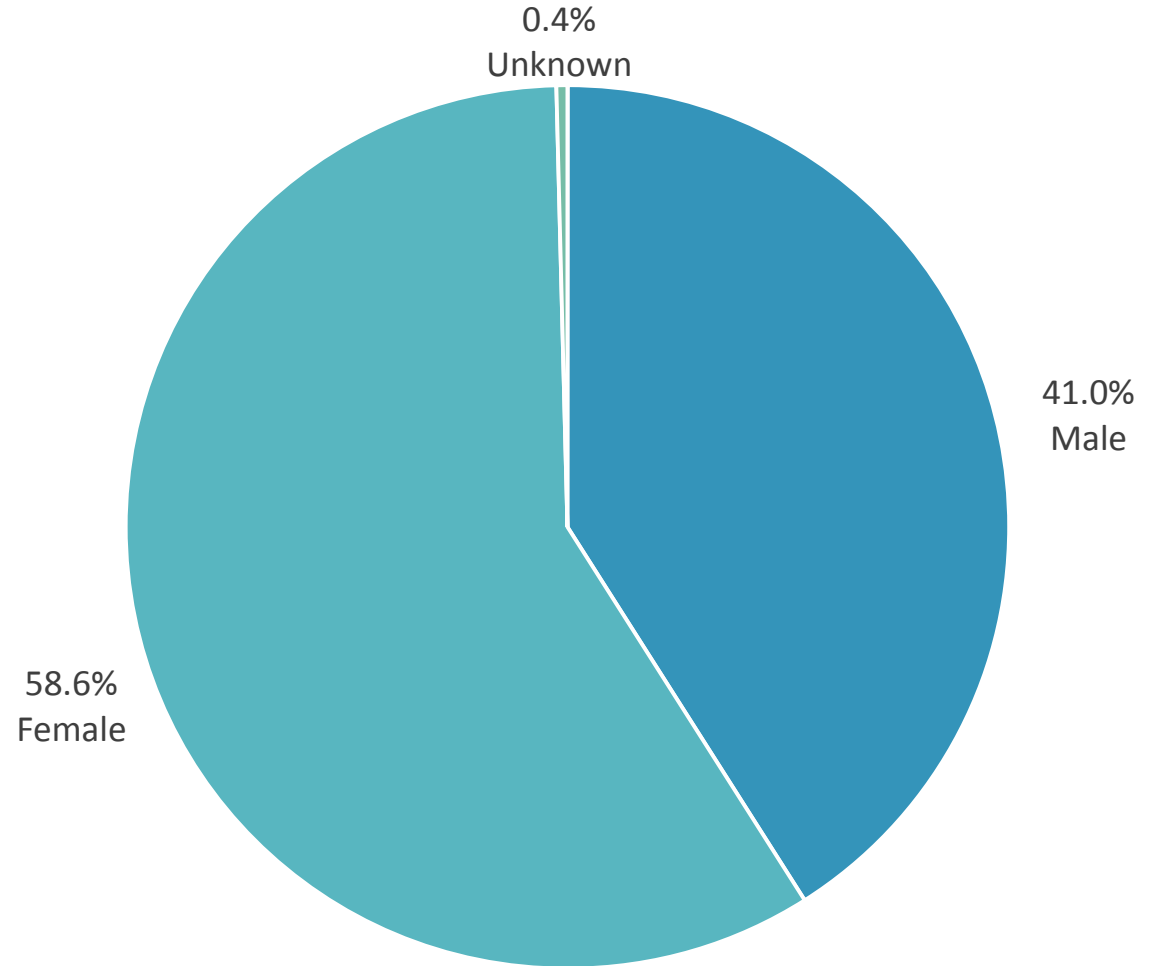
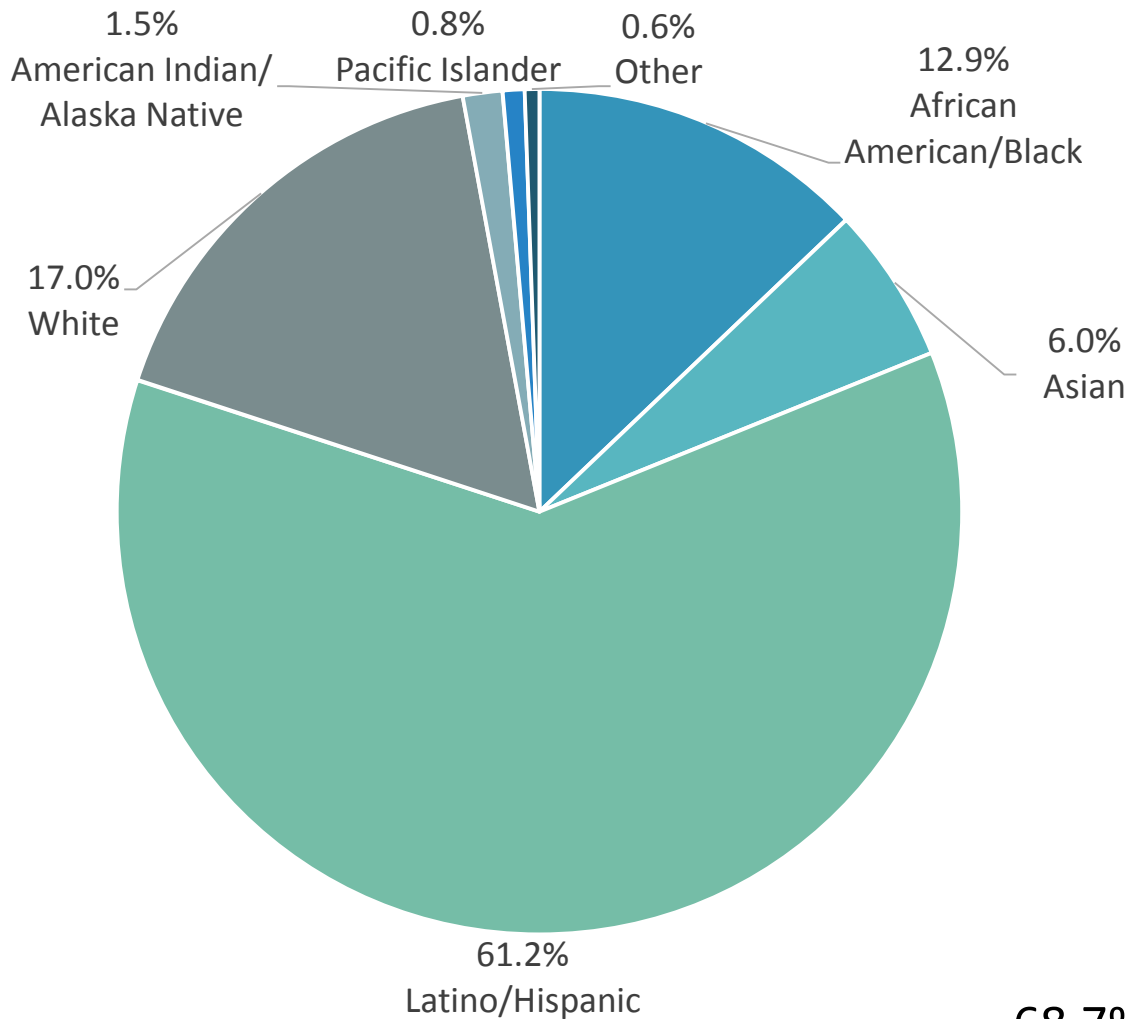
Overview



Demographics

Current MVUSD Students at MVC

Fall 2018
N= 2,505



Data Source: Colleague

68.7% of MVUSD students enrolled at MVC receive financial aid

Overview



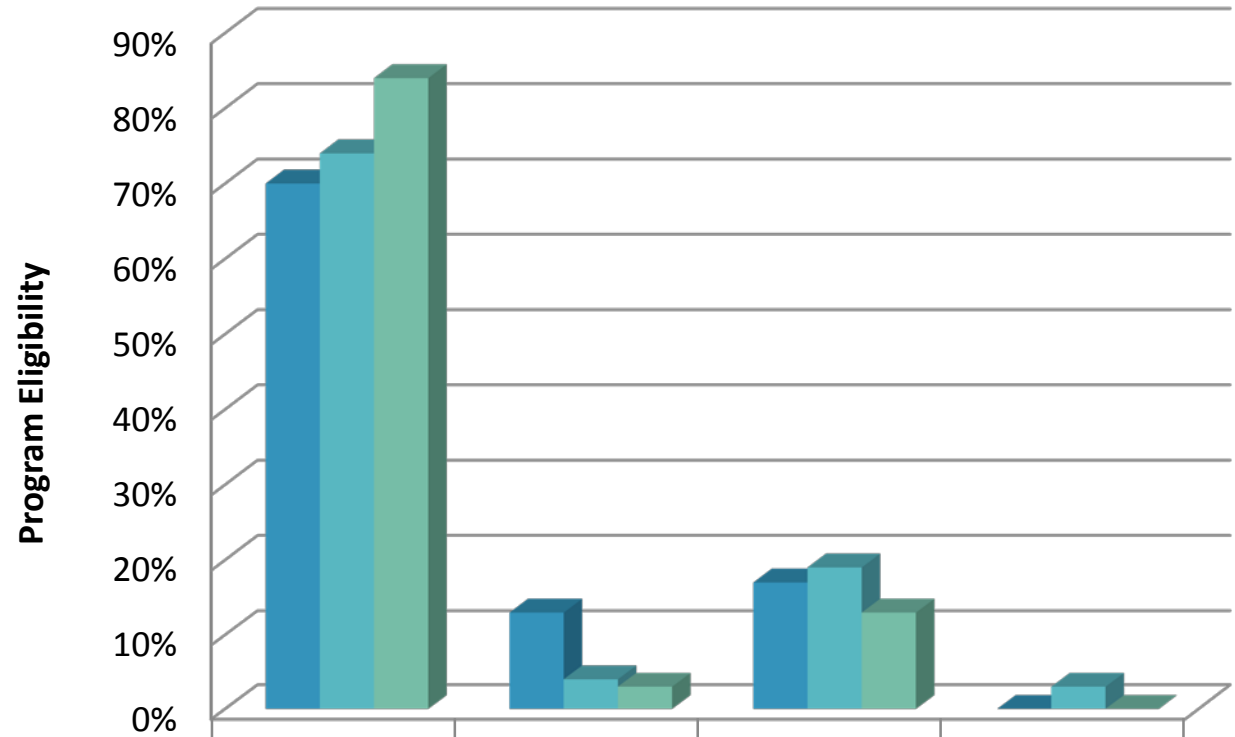
Promoting a College Going Culture

- TRiO
- Articulation Agreements
- Cyber Educational Partnerships
- Career & Technical Educational Pathways
- Dual Enrollment
- Middle College High School
- Outreach Efforts

Pre-Collegiate TRiO Programs



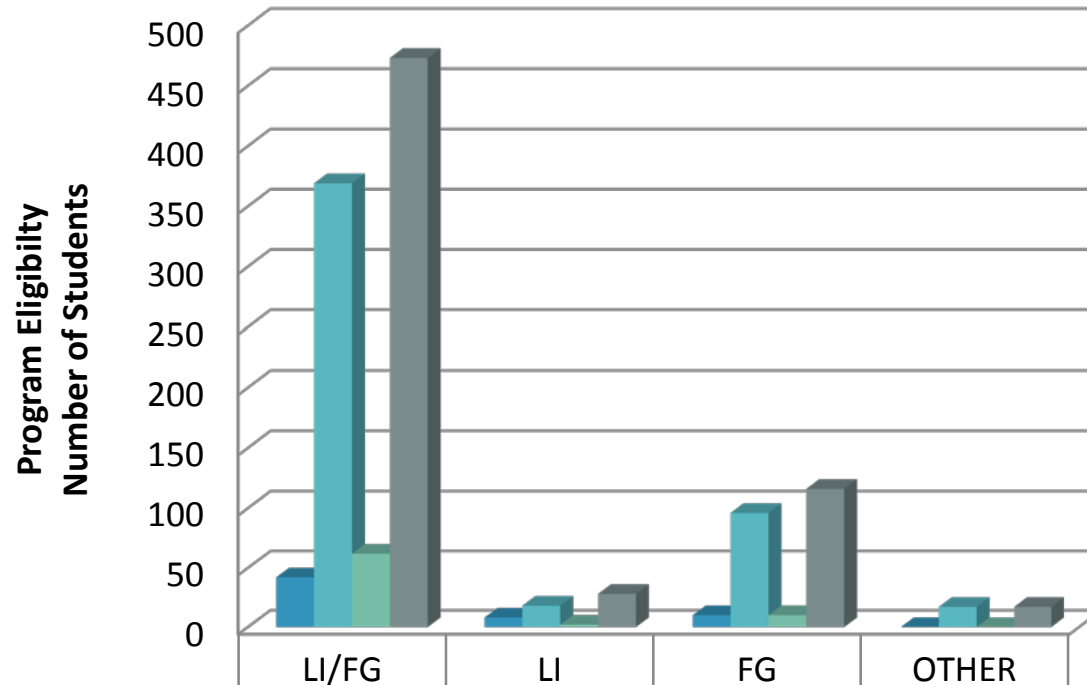
Through our pre-collegiate TRiO Programs (Educational Talent Search, Upward Bound and Upward Bound Math and Science), we serve close to 650 middle school and high school students in MVUSD each year, of which 75% are low income, and will be first generation college students; promoting a college going culture for students in our community.



	LI/FG	LI	FG	OTHER
Upward Bound	70%	13%	17%	0%
Educational Talent Search	74%	4%	19%	3%
Upward Bound Math & Science	84%	3%	13%	0%

LI = Low-Income FG = First-Generation

Pre-Collegiate TRiO Programs



LI = Low-Income FG = First-Generation

- 589 potentially first generation students – access to educational pipeline
- Over 90% of mentors are MVUSD and/or TRiO Alum
- Upward Bound (Valley View) – 2017
- Educational Talent Search (Vista del Lago, Valley View, Badger Springs, Mountain View, Landmark) – 2016
- Upward Bound Math & Science (Vista del Lago) – 2012

Moreno Valley College, CSUSB, UCR, UC Merced, Cal Baptist

MVUSD/Moreno Valley College Grads/Transfers

to Arizona State, CSUSB, Chico State

Over 90% enrolled in college by fall immediately following graduation from high school

UCs, CSUs, CCCs, Privates, HBCUs, HSIs

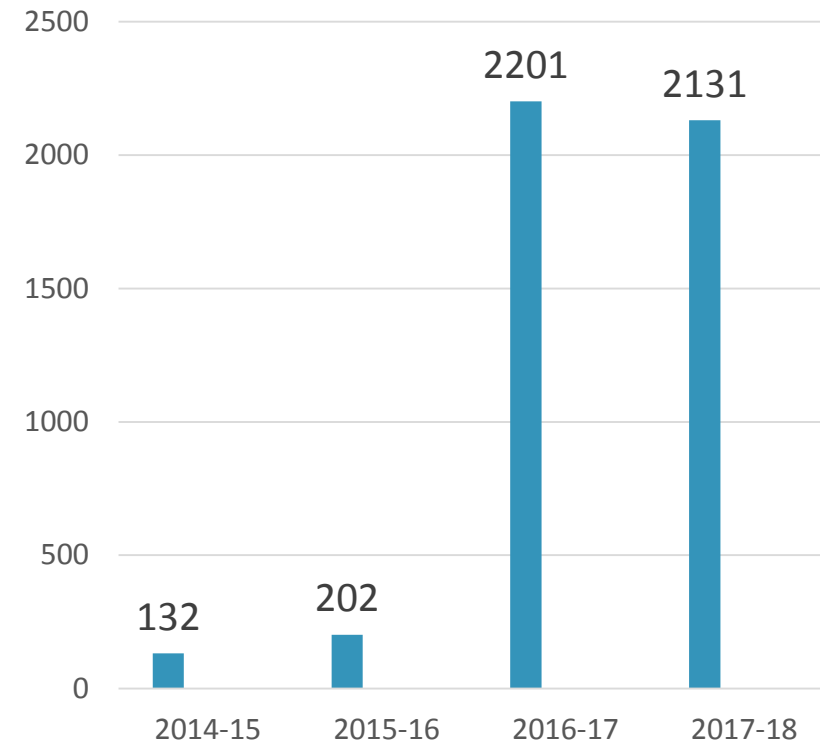
Articulation and CATEMA



Articulation

- First articulation one-stop event held (Fall 2015)
- Included training on CATEMA
- Resulted in 18 completed agreements
- Currently 25 agreements in place
- Credit awarded equals \$214,636 savings to students

Units of Credit Awarded



Cyber Security Educational Partnership



- **Moreno Valley College in collaborative partnership with MVUSD hosted a CyberCamp for middle and high school students.**

Instructors from both MVC and MVUSD lead instruction

117 students attended which was an increase of 450% over the 26 students served in 2017

Moreno Valley College hosted each round of the National CyberPatriot competition for the MVUSD teams.

12 Teams

72 Students representing the MVUSD Cyber Elite Teams

Moreno Valley College created a rich academic/competition environment.

Encourage MVUSD students to pursue a post-secondary cyber education pathway

MVUSD students become familiar with MVC

Cyber coaches training

14 Attendees, 12 new coaches, 10 from K-12 schools, 2 outside K-12,

Instructors attended from Moreno Valley, Temecula, Perris, Riverside, Corona, Hemet and Murrieta

Guided CTE Pathways from MVUSD to MVC

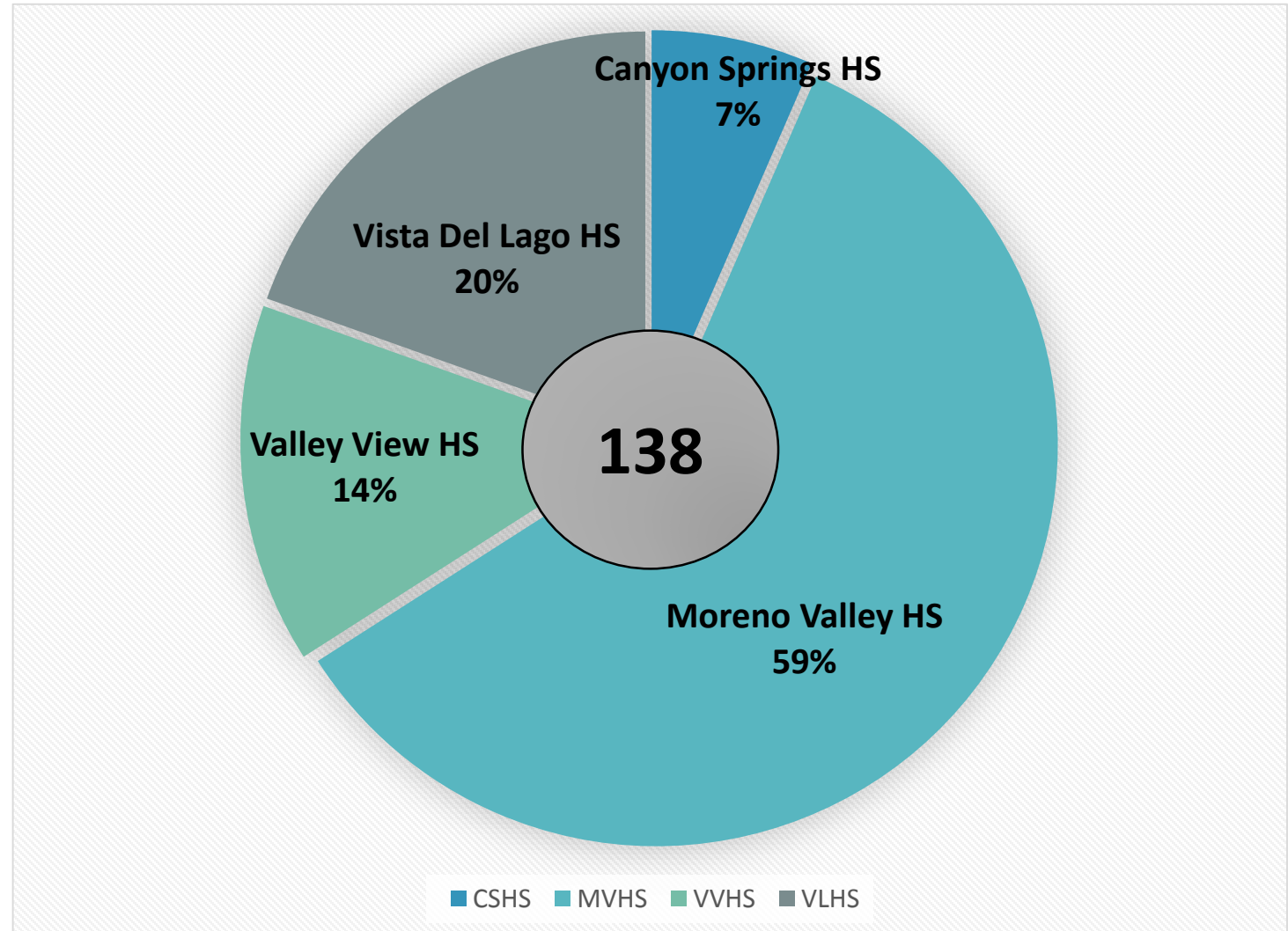


- Patient Care
- Information Support and Services
- Health Academy
- Emergency Medical Services
- Public Safety

MVUSD Dual Enrollment



School	Course	Students Enrolled
Canyon Springs HS	Eng. 80 Preparatory Composition	9
Moreno Valley HS	Eng. 1A English Composition	32
Moreno Valley HS	Hist. 6 Political Science History of US	50
Valley View HS	Eng. 80 Preparatory Composition	10
Valley View HS	Math 35 Intermediate Algebra	10
Vista Del Lago HS	Math 37 Algebra for Statistics	27
MVUSD	TOTAL	138



Middle College High School



Demographics: MVUSD 11 & 12 grade participants

Ethnicity	Percentage	Students
African-American	12%	11
Asian	12%	11
Hispanic/Latino	58%	54
White	5%	5
Two or more	10%	9
Other	3%	3
Total	100%	93

Middle College High School



Graduation Year	Number of HS Seniors	Earned High School Diploma	Percentage Earned H.S. Diploma	Enrolled in College After H.S.	Percentage of Enrolled in College After H.S.	Number Earned AA/S Degree	Percentage Earned AA/S Degree	Total Number of AA/S Earned
2018	80	80	100%	78	98%	21	26%	54
2017	87	87	100%	87	100%	30	34%	65
2016	62	62	100%	60	97%	20	33%	37

Middle College High School



Within the last three years:

- 100% MCHS seniors graduated from high school
- 98% enrolled in postsecondary institutions
- 31% (71 MCHS seniors) earned a total of 156 associate degrees from MVC

For the 2018-19 academic year:

- 93 students are from MVUSD (49 juniors and 44 seniors)

Middle College High School



Transfer Institutions:

- UC Berkley
- UCLA
- UC San Diego
- UC Riverside
- UC Irvine
- Cal Poly San Luis Obispo
- Cal Poly Pomona
- San Diego State
- CSU San Bernardino
- CSU San Marcos
- Cal Baptist University
- Harvard Medical School
- St. Johns University
- Howard University
- Clark Atlanta University
- and many others

Outreach Efforts



-
- Application Submission: Opens in October for Summer 2019
 - Application Workshops & Placement Sessions at High Schools
 - College Enrollment Assistance & Counselors in the High School Schools
 - College Kick-Off: Participating in College and Career Fairs at high schools
 - Race to Submit – FAFSA/Dream Act Completion
 - High School Counselors Conference (9/14/2018)
 - High School Seniors Days, (1/18, 1/25, 2/1, & 2/8)
 - High School Juniors Days (4/2019)

Incoming First Time Students for Each MVUSD High School by Year



MVUSD High School	2016	2017	2018
Bayside Community Day School	5	6	1
Canyon Springs High School	77	98	119
March Mountain High School	12	11	15
Moreno Valley High School	82	90	100
Moreno Valley Online Academy	5	12	7
Valley View High School	106	126	149
Vista Del Lago High School	114	112	124
Total	401	455	515

Overview



Effective Strategies & Collaborative Efforts

- Riverside County Education Collaborative
- Education Summits
- English & Math Collaboratives
- Multiple Measures Placement
- Promise Initiative/First Year Experience

Riverside County Education Collaborative



- Increase the percentage of students applying to three or more colleges to 60%
- Increase the percentage of FAFSA/Dream Act completions from 52.3% to 93%
- Increase the percentage of students enrolling in post-secondary education from 52% to 65%
- Increase the percentage of students who are college ready using several indications such as the early assessment program (EAP), UC/CSU A-G completion rates, and community college multiple measures/course placement



Annual Educational Summits Fall 2015 - Present

Bring together faculty, staff and administrators from MVC, Moreno Valley USD, and Val Verde USD to identify strategies to better prepare our college for the transition of students into and through Moreno Valley College.

Outcomes include:

- Articulation Agreements
- Cyber Educational Partnerships
- Math & English Collaboratives
- Dual Enrollment



K-12/MVC Collaboratives



To create equitable opportunities for historically underrepresented and underserved communities through collaboration, shared accountability, and systemic changes to support students' successful college transition and completion

The collaborations include the following activities:

- Regular meetings
- Site and classroom visits
- Curricular alignment
- Message alignment
- Policy alignment
- Conference presentations
- Resource sharing
- Cross-institutional classroom collaborations

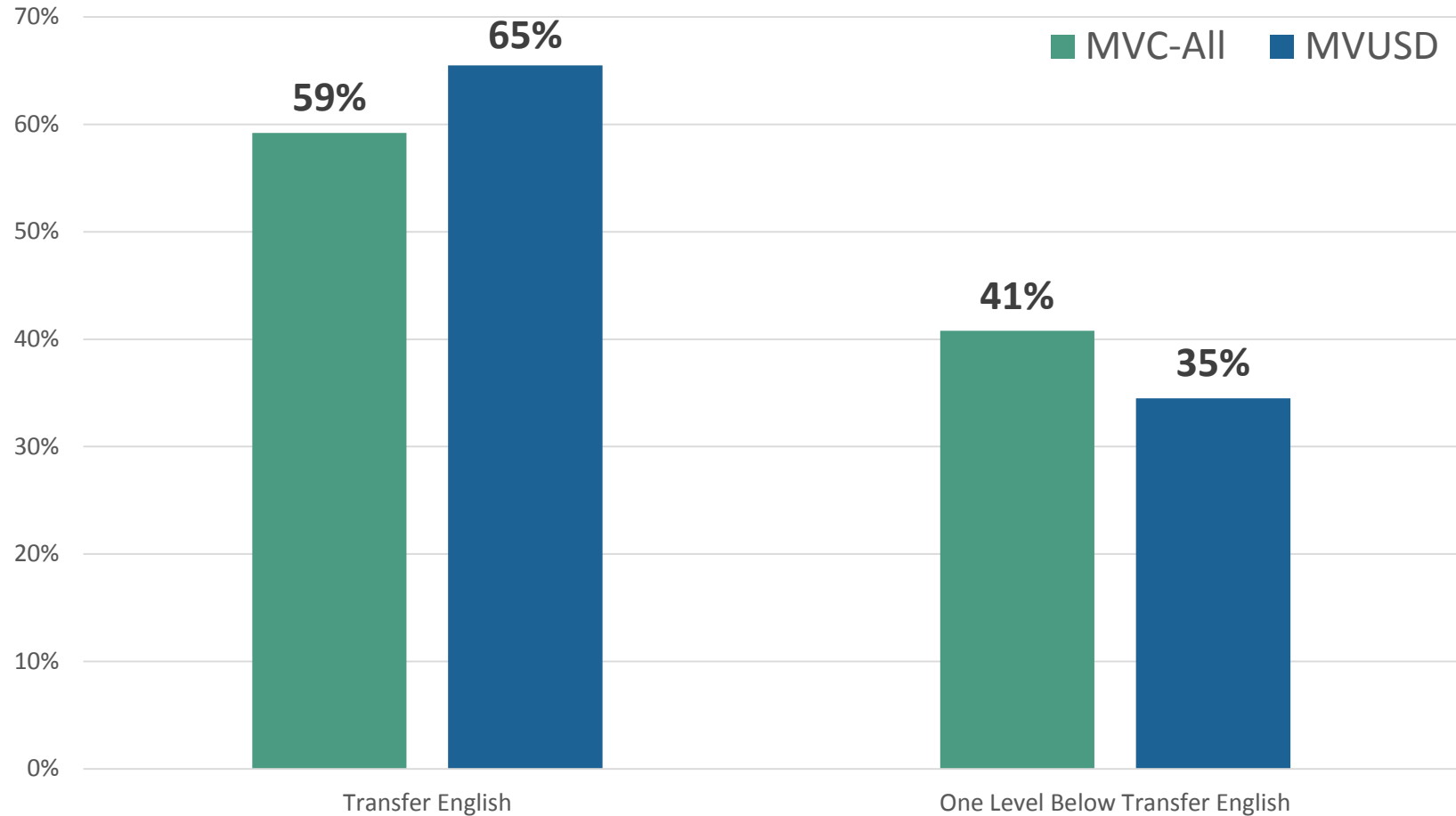
Multiple Measures for Placement



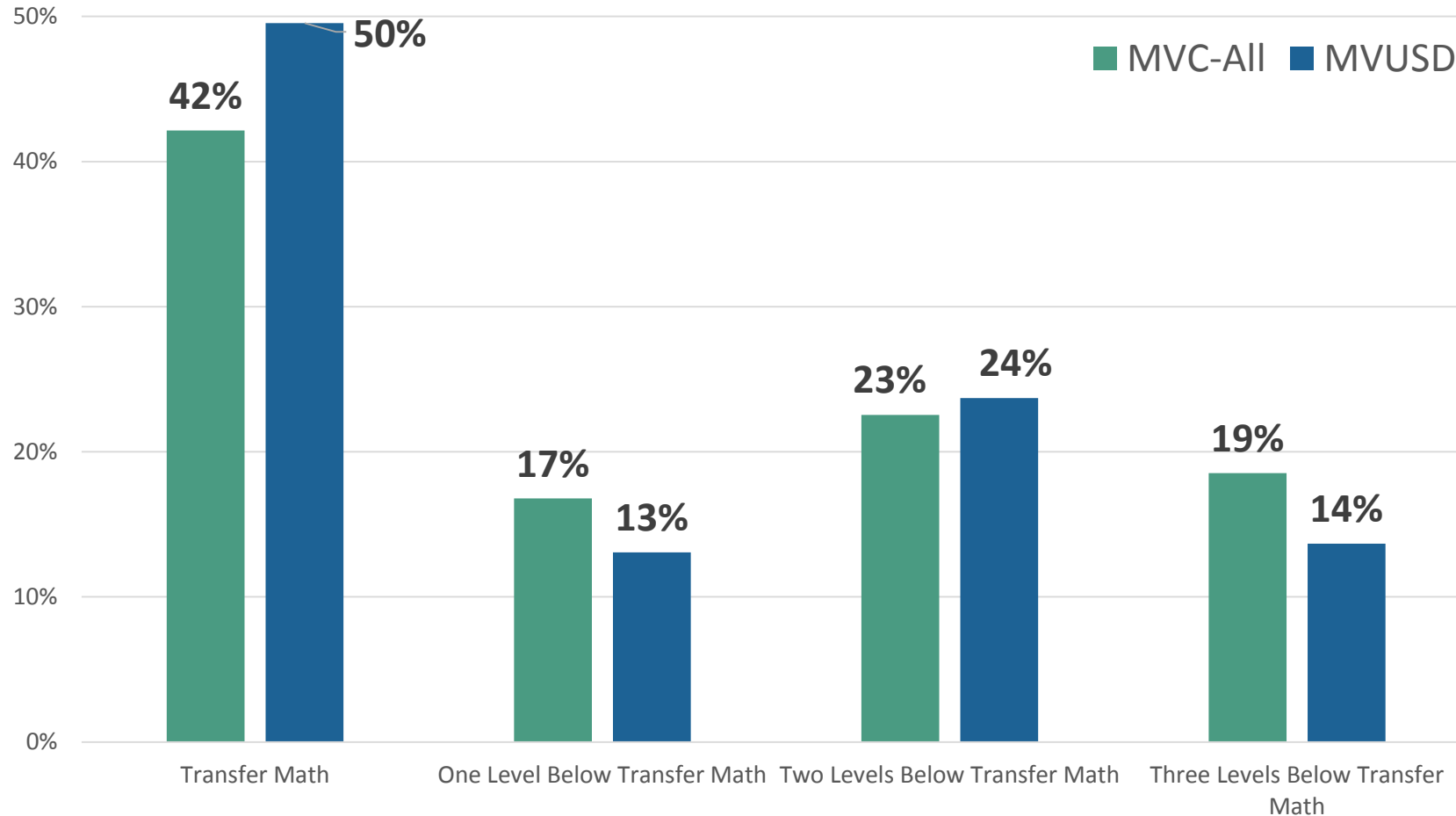
The following outcomes are based on AB705:

- Increase the numbers of students who enter and complete transfer level English and mathematics/quantitative reasoning in one year
- Minimize the disproportionate impact on students created through inaccurate placement processes.
- Elimination of Accuplacer
- Use MMAP/AB705 matrices which include high school performance indicators

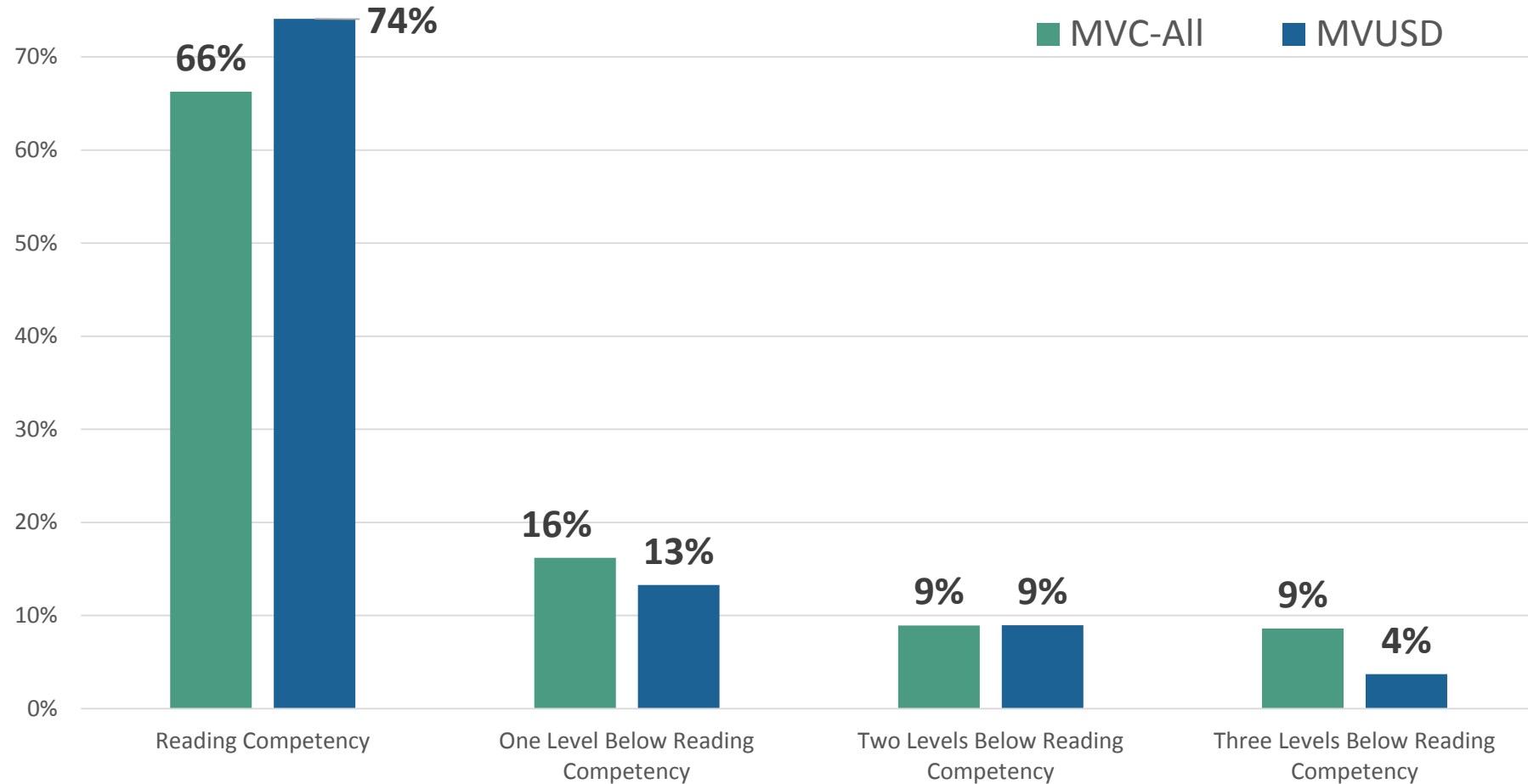
English Placement (2017-2018)



Math Placement (2017-2018)



Reading Placement (2017-2018)



Student Progress



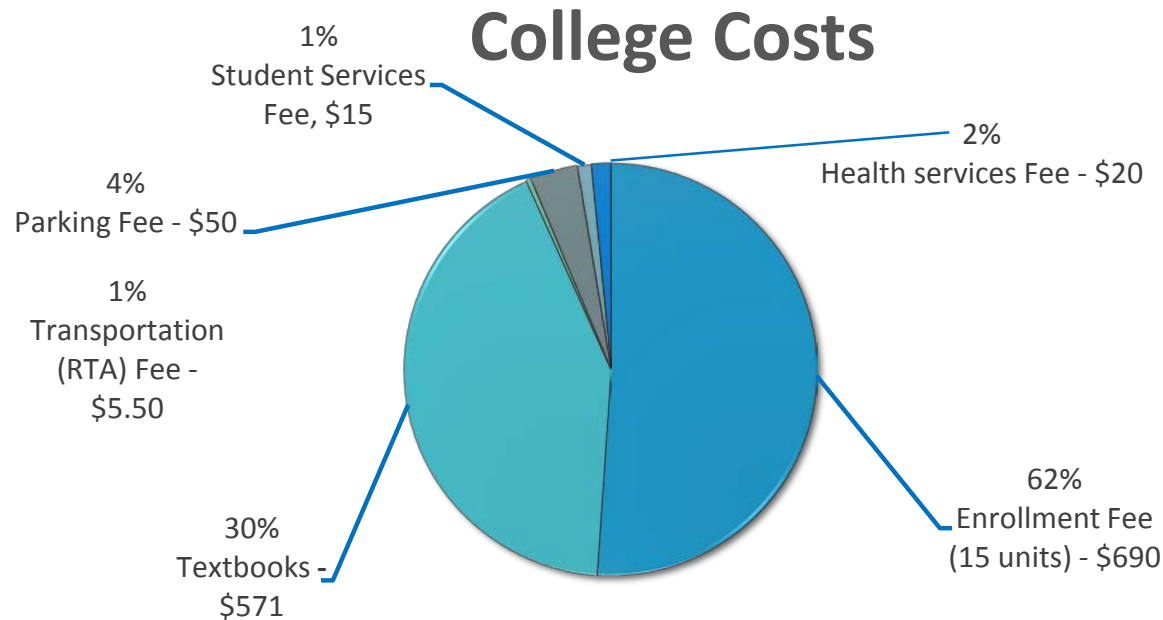
First Time Freshmen from Fall 2017 through Fall 2018 (not including those who are skills-builders or in CTE certificate programs) who passed Transfer-Level English or Transfer-Level Math within first year.

	<i>% Passed English</i>		<i>% Passed Math</i>	
	<i>1st Semester</i>	<i>1st Year</i>	<i>1st Semester</i>	<i>1st Year</i>
Bayside Comm Day School	33.3%	33.3%	0.0%	0.0%
Canyon Springs	40.8%	50.0%	8.8%	13.3%
March Mountain	9.0%	9.0%	0.0%	0.0%
Moreno Valley	38.8%	45.5%	4.6%	8.1%
Moreno Valley Online Academy	25.0%	33.3%	11.1%	11.1%
Valley View	45.2%	60.3%	15.6%	15.6%
Vista Del Lago	33.0%	48.2%	7.0%	12.0%
MVUSD 1st Time Freshmen %	31.4%	38.4%	7.1%	11.4%
Overall 1st Time Freshmen %	35.7%	50.0%	6.6%	13.6%

MVC Promise Initiative



The MVC Promise Initiative covers student enrollment, other college fees, and vouchers for textbooks during the first year of college



Ave. cost per student per semester: \$1,351.00

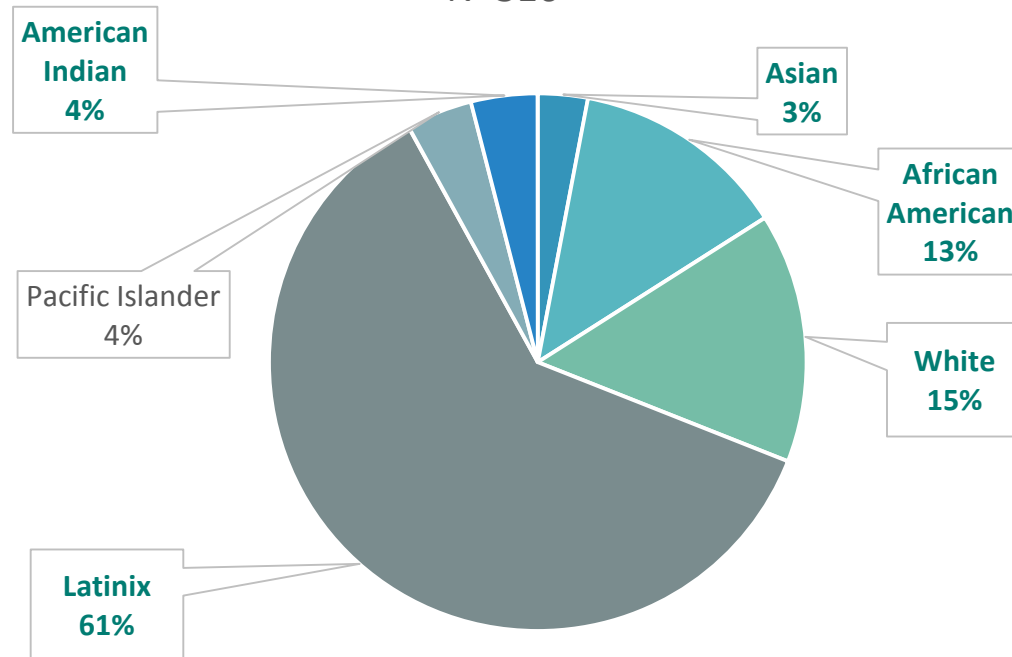
Ave. cost per student per year: \$2,703.00

First Year Experience Program MVUSD Students



Ethnicity 2018-19

N=316



■ Asian ■ African American ■ White ■ Hispanic ■ Pacific Islander ■ American Indian

**Current FYE students
at or below
poverty level:
68%**

MVC Ethnicity Representation

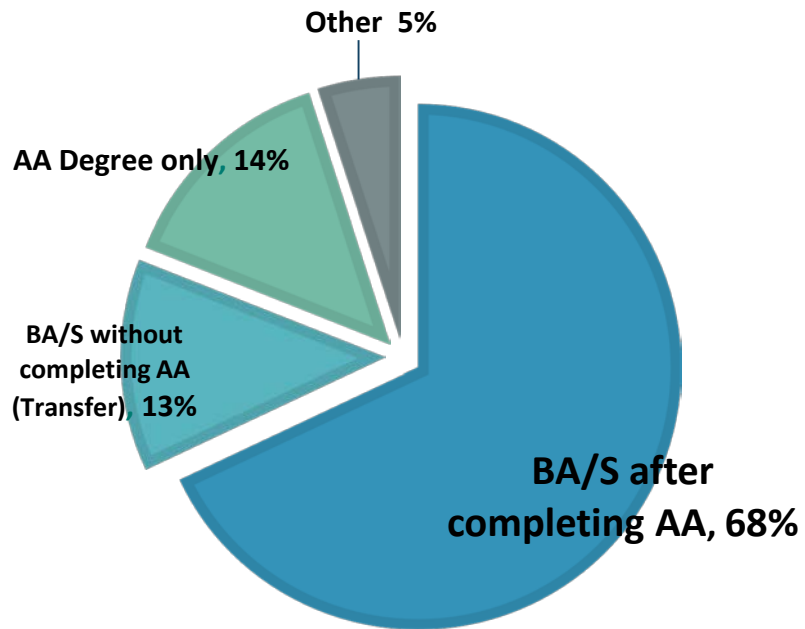
Latinix (Hispanic)	58%
White	19%
African American	16%
Asian	3%
Pacific Islander	4%

First Year Experience Program 2018-19



EDUCATIONAL GOAL – ALL FYE

- BA/S after completing AA
- BA/S without completing AA (Transfer)
- AA Degree only
- Other

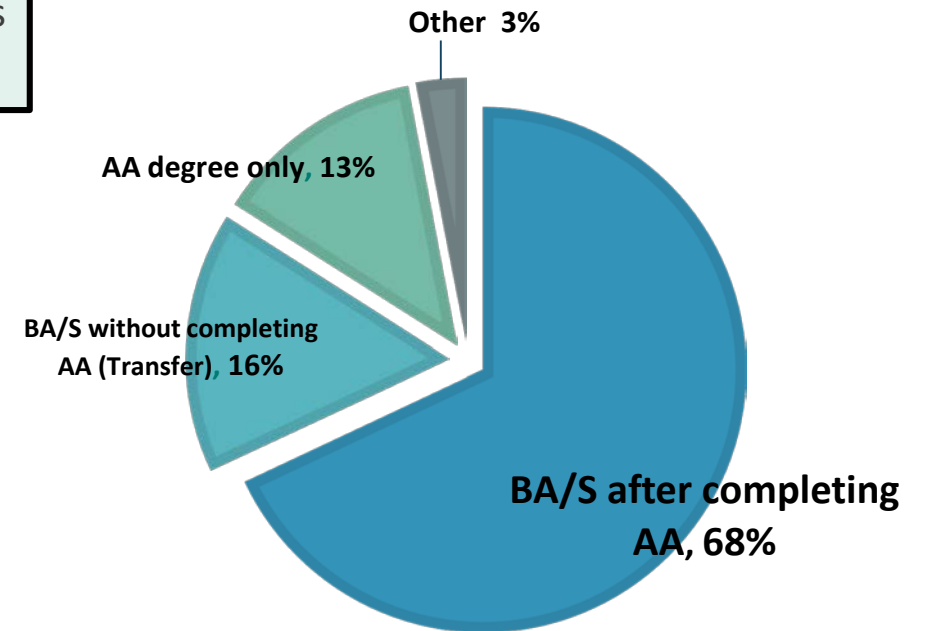


**BOTH GROUPS
TOP THREE MAJORS:**

- Math & Science
- Social & Behavioral Studies
- Business Administration

EDUCATIONAL GOAL – FYE MVUSD

- BA/S after completing AA
- BA/S without completing AA (Transfer)
- AA degree only
- Other

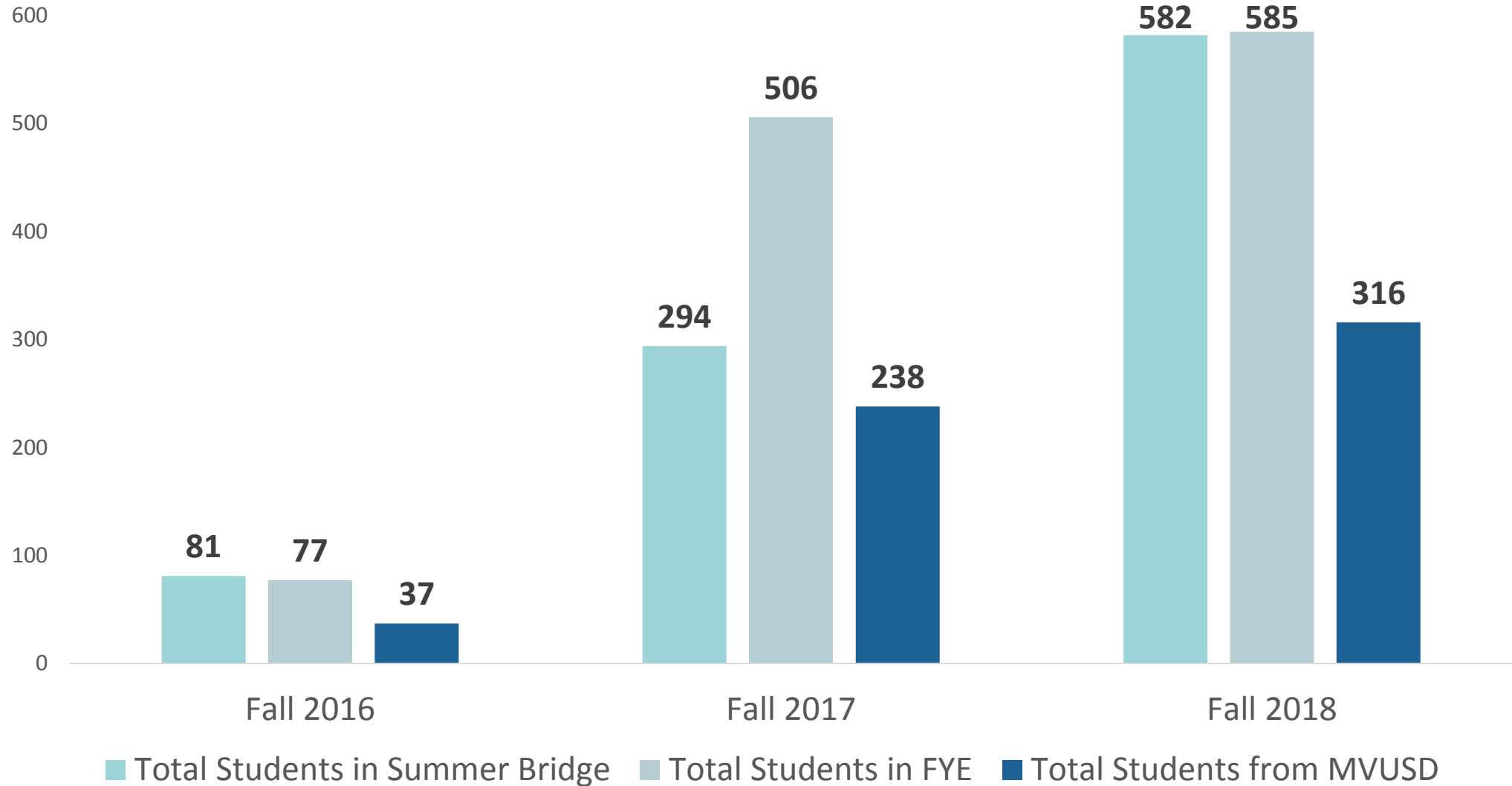


First Year Experience Program 2018-19



- Summer Bridge program is designed to help close equity gaps
 - 582 students completed a Guidance course to help increase awareness of college resources and personal factors that contribute to success
 - 28 basic skills students who participated in a English workshop are now in English 1A
 - 50 college level students completed English 1A during summer are now in English 1B
- Improved summer bridge math course activities
 - 12 students completed Math 35
 - 12 students completed Math 52
 - 9 students completed Math 65
 - 33 students have moved up one level during the 6-week summer session

First Year Experience Program



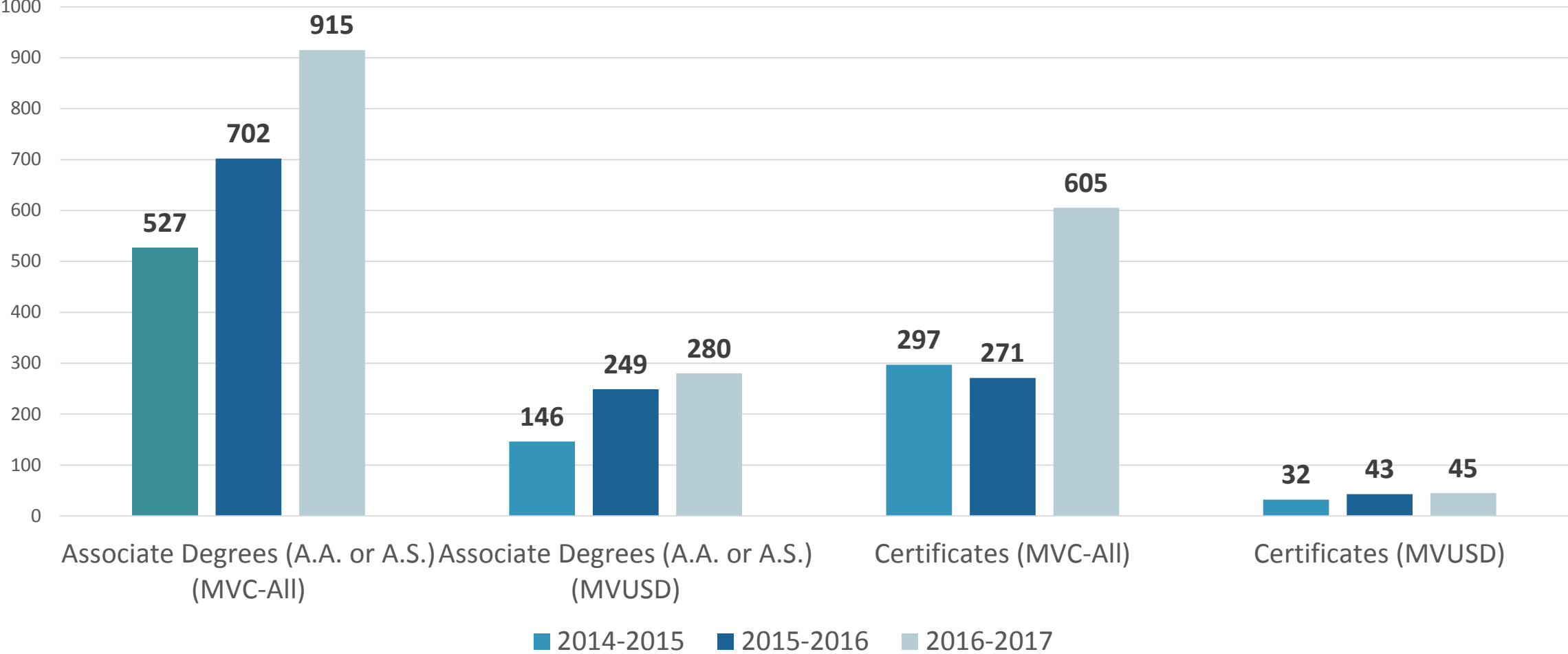
Overview



Student Success Outcomes

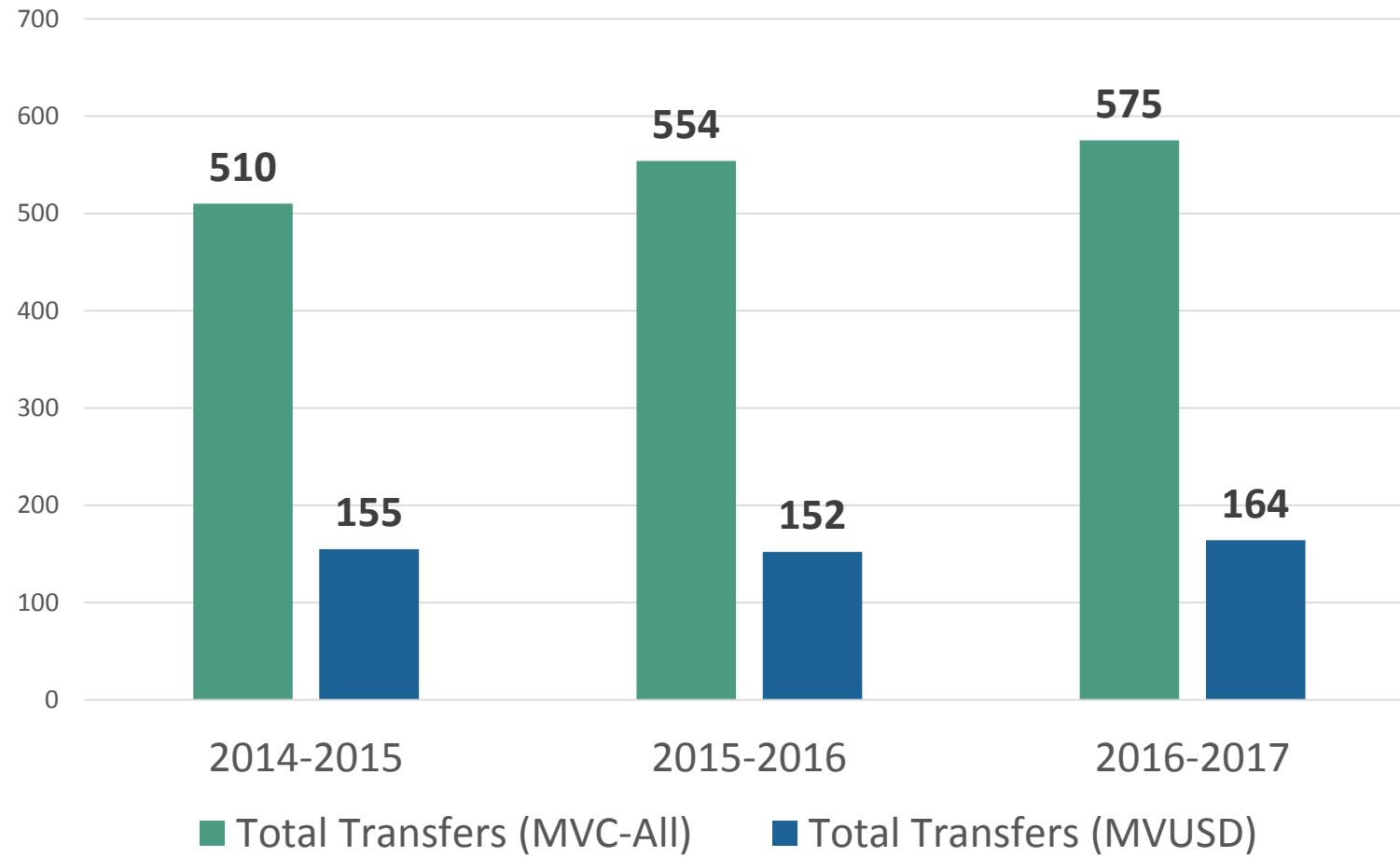
- Degree & Certificate Completion
- Transfer Data

Degree & Certificate Completion 2014-2015 through 2016-2017 (MVC All vs MVUSD)

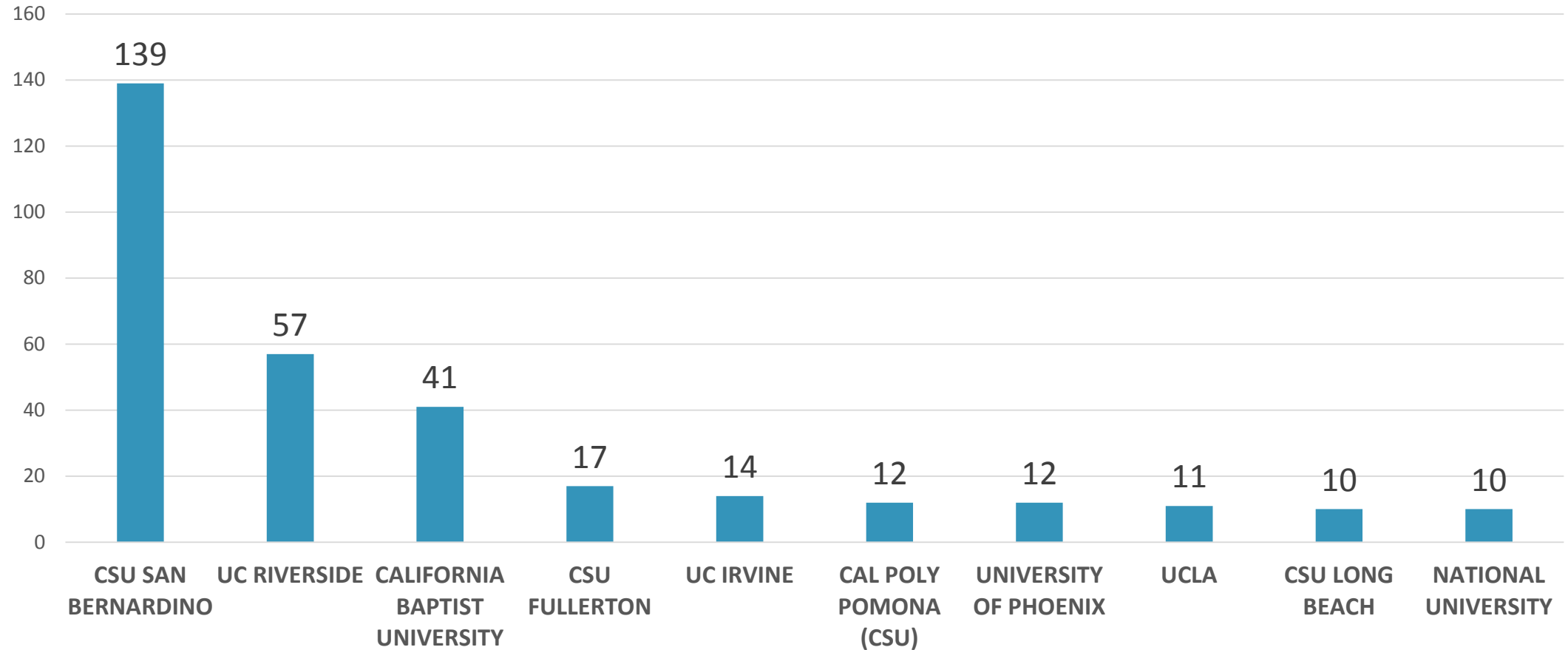


Data Source: MIS referential files and Colleague

Transfer Numbers 2014-2015 through 2016-2017 (MVC-All vs MVUSD)



Top 10 Transfer Universities for MVUSD Students 2014-2015 through 2016-2017



Future Plans



-
- Continued Collaboration and Accountability to One Another for Student Success
 - STEAM Early College High School
 - Early Childhood Education Demonstration Lab

Comments/Questions



Thank you to all of the Board Members for your continued support and thank you to all of the teachers, faculty, counselors, classified staff and administrators from MVUSD and MVC for your commitment to the success of our students!