



# The economic value of Riverside City College

ANALYSIS OF THE ECONOMIC IMPACT  
AND RETURN ON INVESTMENT OF EDUCATION

# Lightcast & Community Colleges

20+ years working with higher education institutions

3,000+ economic impact studies completed

2.7M students used Lightcast's Career Coach tool in 2023

8 of 10 2023 Aspen Prize finalists are Lightcast customers



What is an  
**ECONOMIC IMPACT ANALYSIS?**

Measures how an event or institution affects the local economy

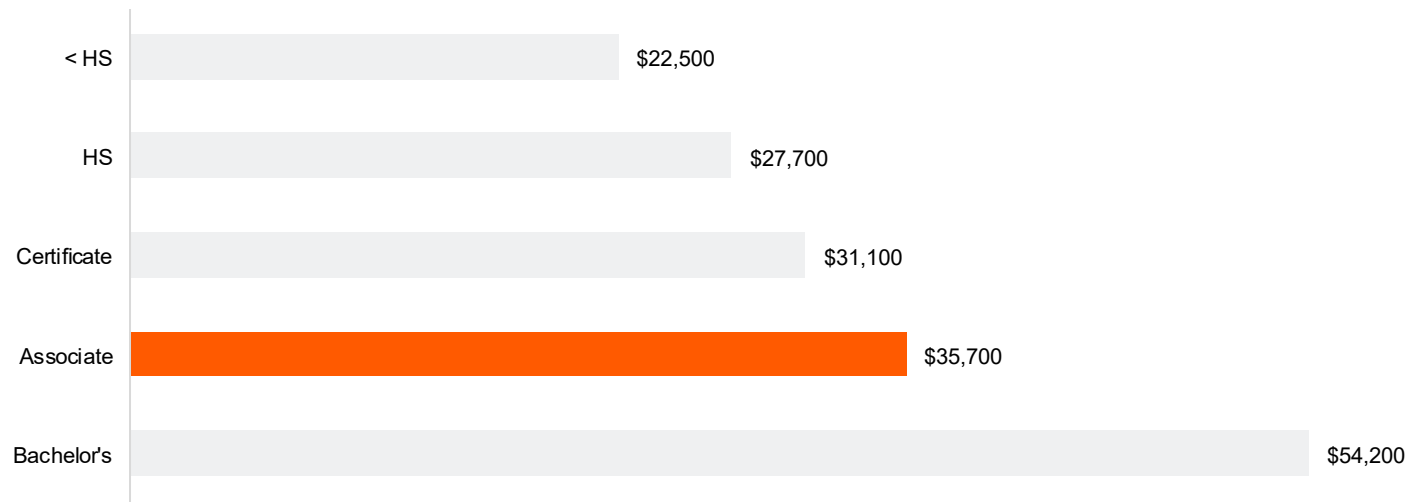


What is an  
**INVESTMENT ANALYSIS?**

A comparison of the costs and benefits to determine the return on investment

# About the RCC Service Area

AVERAGE EARNINGS BY EDUCATION LEVEL

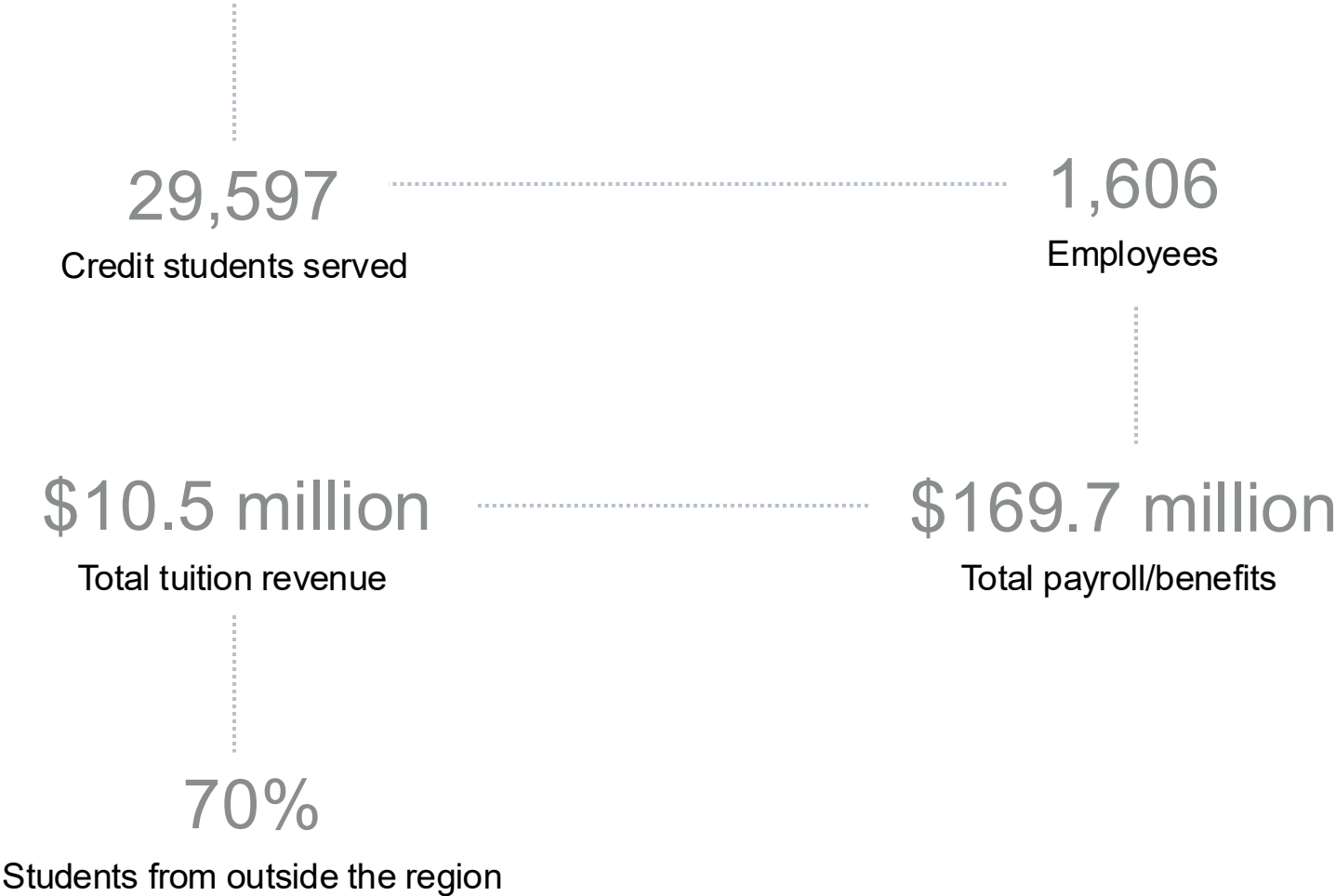


**\$26.5 billion**  
Total Gross Regional  
Product (GRP)



**289,937**  
Total Jobs

# RCC in FY 2023-24





# ECONOMIC IMPACT ANALYSIS



## Operations Spending Impact

*College payroll and  
other spending + ripple effects*

**\$193.4 million**

Added regional income

OR

**1,838**

Jobs supported in the region



## Construction Spending Impact

*College construction  
expenditures + ripple effects*

**\$6.5 million**

Added regional income

OR

**67**

Jobs supported in the region



# ECONOMIC IMPACT ANALYSIS



## Student Spending Impact

*Relocated/retained student  
spending + ripple effects*

**\$49.2 million**

Added regional income

OR

**789**

Jobs supported in the region



## Alumni Impact

*Higher alumni earnings and increased  
business profit + ripple effects*

**\$217.9 million**

Added regional income

OR

**3,074**

Jobs supported in the region



# ECONOMIC IMPACT ANALYSIS

## Total Impact

**\$466.9 million**

Total income added  
in the region

O R

**1.8%**

Of region's GRP

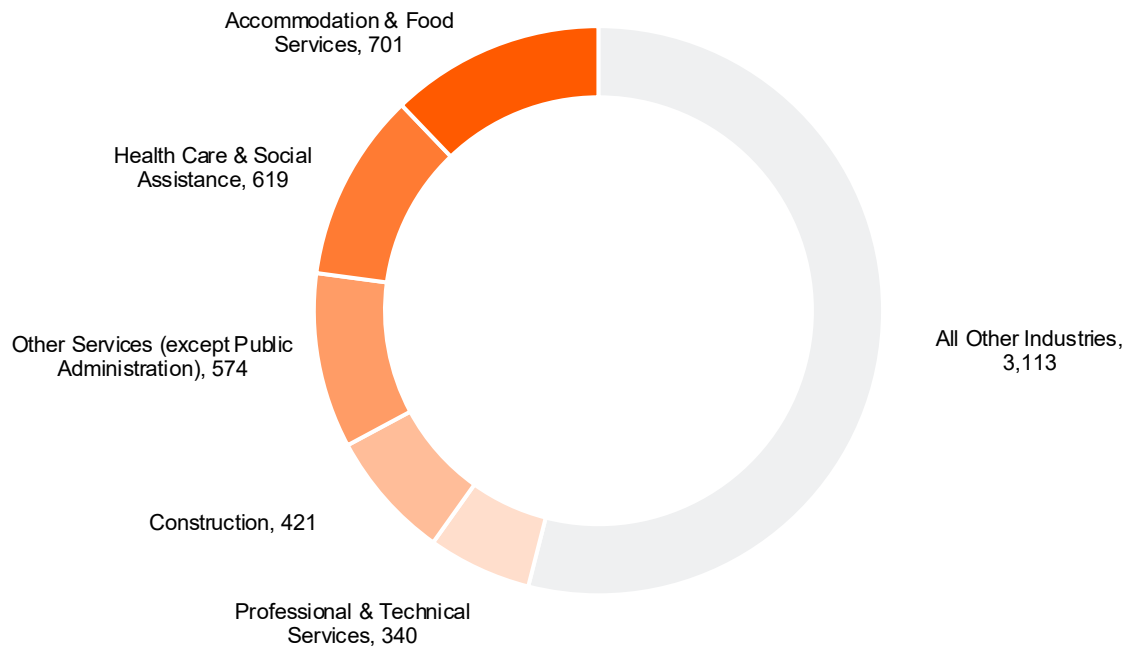
**5,768**

Total jobs supported  
in the region

O R

**1** out of **50** jobs in the  
region

### Impacts by industry (jobs supported)







# INVESTMENT ANALYSIS



## Student Perspective

**\$705.5 million**

*Benefit: Higher future earnings*

**\$73.1 million**

*Cost: Tuition, supplies, opportunity cost*

**9.7**

Benefit/cost ratio

**24.8%**

Rate of return



## Taxpayer Perspective

**\$330.5 million**

*Benefit: Future tax revenue, government savings*

**\$221.5 million**

*Cost: State and local funding*

**1.5**

Benefit/cost ratio

**2.6%**

Rate of return



## Social Perspective

**\$3.8 billion**

*Benefit: Growth in state economic base, future earnings, tax revenue, and private and social savings*

**\$367.8 million**

*Cost: All college and student costs*

**10.3**

Benefit/cost ratio

**n/a\***

Rate of return

Future benefits are discounted to the present.

\* The rate of return is not reported for the social perspective because the beneficiaries are not necessarily the same as the original investors.

# Overview of results



**\$466.9 million**

Total income added to the region

**1.8%**

Of region's GRP

**5,768**

Total jobs supported in the region



**9.7**

Benefit-cost ratio for students

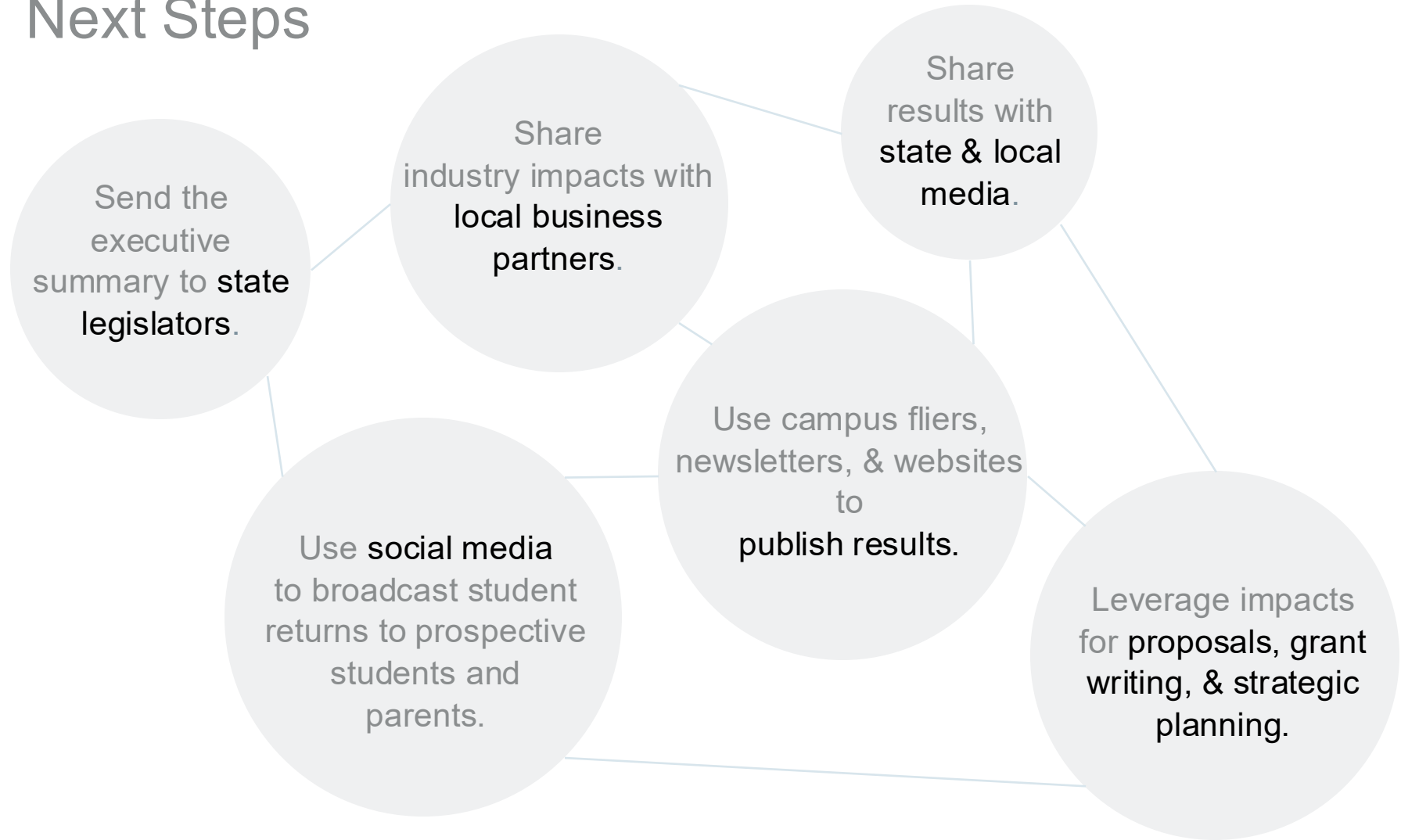
**1.5**

Benefit-cost ratio for taxpayers

**10.3**

Benefit-cost ratio for society

# Next Steps



**HOW CAN  
LIGHTCAST HELP?**

Lightcast's press  
packet

Ongoing presentations from your  
Lightcast economist

Email/call  
us anytime

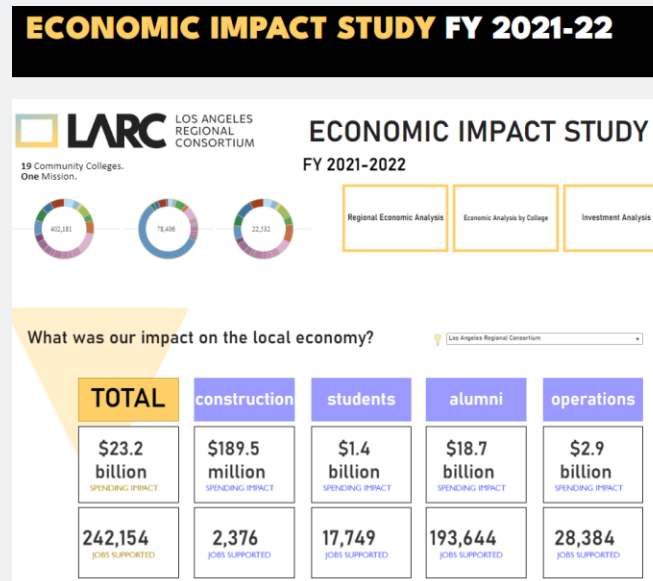
# Share your results

Combine your results with other institutional highlights to create a fact sheet.

Create a web page that includes written highlights, animations, and videos.

Include your results in your periodic publications.

## Economic Impact



# ADVANCE

South Puget Sound Community College | Winter 2017

**Special Issue:**  
The **\$316.1 Million** Economic Impact of SPSCC on Thurston County

The skills you need for the life you want

Winter Classes Begin  
Jan. 3, 2017

South Puget Sound  
COMMUNITY COLLEGE

spsc.edu

# Share your results

Create a press release or hold a press conference to share results with your state and local media.

Use social media to share results with prospective students and your community.

Use your study to help secure additional funding.



August 15, 2023

#### FOR IMMEDIATE RELEASE

CONTACT: Casey White-Zollman, Communications Director  
[cwhite@occa17.com](mailto:cwhite@occa17.com) | 503-502-5642

### Oregon community colleges drive \$9.6 billion economic impact and foster job growth, reveals new data

SALEM, Ore. – The Oregon Community College Association (OCCA) has released new data that underscores the profound influence that Oregon's community colleges wield over the state's economy. The comprehensive analysis, conducted by independent labor market analytics firm Lightcast and commissioned by OCCA and the state's 17 community colleges, highlights the substantial contributions of Oregon's community colleges, which collectively generate an impressive \$9.6 billion annual economic impact while supporting 1 out of every 22 jobs in the state.

The focus of the report, spanning Fiscal Year (FY) 2021-2022, demonstrates that this impact corresponded to 3.3% of Oregon's gross state product, reinforcing the colleges' pivotal role in driving the economic engine of the region. This influence radiates across the state, sustaining an impressive 117,970 jobs.

Notably, the financial support extended to Oregon's community colleges in FY 2021-22 totaled \$834.3 million, a strategic investment by taxpayers. This investment is poised to yield substantial returns, including heightened tax revenue stemming from students' augmented lifetime earnings and increased business output, a cumulative effect amounting to an estimated \$1 billion. Moreover, the substantial decrease in the public's reliance on government-funded services within Oregon is anticipated to confer an additional \$89 million in benefits to taxpayers.

The comprehensive report was crafted by Lightcast, drawing from a myriad of sources including academic and financial reports from state community colleges, as well as pertinent industry and employment data meticulously collated from authoritative bodies such as the U.S. Bureau of Labor Statistics and Census Bureau.

"A core mission of Oregon community colleges is to empower individuals with the skills imperative for constructing the foundation of our state's economy," said Karen Smith, Interim Executive Director of OCCA. "The robust dataset presented in this report unequivocally attests to the colleges' relentless pursuit of excellence in fulfilling this mission and demonstrates the impact community colleges have on their local communities. The findings of this analysis undeniably demonstrate that Oregon's community colleges are a compelling investment for the triad of major stakeholders—students, taxpayers, and society at large."

Students are poised to reap a 21% return on their educational investment in an Oregon community college. Simultaneously, taxpayers' funding allocations not only exhibit a positive balance when juxtaposed with budgetary spending, but they also reverberate in the form of diverse societal benefits that resonate throughout Oregon.

260 13th St. NE, Salem, OR 97301

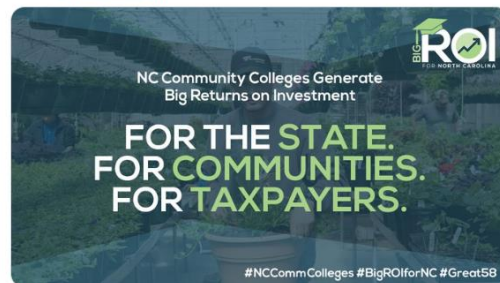
[www.occa17.com](http://www.occa17.com)



North Carolina Community Colleges  
@NCCommColleges

Students aren't the only ones who benefit from our [#Great58](#) Community Colleges in NC. Taxpayers save billions of dollars when lawmakers invest in our [#NCCommColleges](#) [#BigROIforNC](#)

More: [BigROIforNC.org](http://BigROIforNC.org)



### Emsi's Capital Analysis Justifies Funding for New UT Martin STEM Facility

OCTOBER 24, 2016 BY MATTHEW HYNDMAN

#### Summary:

In a time of serious need, the University of Tennessee at Martin (UT Martin) used Emsi's Economic Impact and Capital Analysis studies to demonstrate the ROI that would come from building a proposed STEM facility. The results, in part, led to a boost in state funding—reducing the university's share of facility construction costs from 25% to 10%.

#### Key takeaways:

- UT Martin leveraged Emsi's Economic Impact and Capital Analysis studies to communicate the institution's value and make the case for additional state funding to build a new STEM facility—now known as the Latimer Engineering and Science Building.
- Among other things, the study found that building the new facility would generate 900-plus jobs.
- The Capital Analysis helped justify a state budget amendment increasing state funding of the \$65 million project.

Led by its current Interim Chancellor, Dr. Robert Smith—a longtime acquaintance of Emsi from his time at Slippery Rock University in Pennsylvania—UT Martin came to Emsi last year needing support for a critical project. Limited by inadequate space and antiquated laboratory facilities, UT Martin needed to prove that the proposed construction of a new STEM facility would be a smart and profitable investment for the state.

After working with Emsi several years ago, Smith knew that Emsi could provide him with the analysis he needed to advance UT Martin's cause. Emsi consultants worked closely with the UT Martin team to develop a customized report based on the Economic Impact Study and the Capital Analysis. The report would show the broad-reaching value of UT Martin and detail the potential ROI of building the new STEM facility.



The results of this study  
were prepared by



For a copy of the report, please contact RCC.