

RIVERSIDE COMMUNITY COLLEGE DISTRICT

District Budget Advisory Council Meeting

Friday, January 15, 2020– [Zoom Conference Call](#)

Phone: 1 (669) 900-6833 Meeting ID: 976 9244 - Passcode: 843328

1:00 p.m. - 3:00 p.m.

AGENDA

- I. Welcome and Call to Order
- II. Approval of Minutes
 - A. November 13, 2020
- III. Solar Initiative Funding Options
- IV. State Budget Update
- V. Federal Stimulus - Coronavirus Response and Relief Supplemental Appropriations Act
- VI. Budget Allocation Model
 - A. FY 2021-22 Budget Development
 - B. Unique Programs Exchange Rate Determination
 - C. New Faculty Positions Allocation Methodology Development
 - D. Strong Workforce Allocation Methodology
- VII. Next Meeting – Thursday, February 11, 2021 at 1pm to 3pm

*RIVERSIDE COMMUNITY COLLEGE DISTRICT
District Budget Advisory Council Meeting*

*Friday, November 13, 2020
1:00 p.m. – 3:00 p.m.*

Zoom Conference Call Meeting Recording:

https://cccconfer.zoom.us/rec/share/a49vuU6K_Qf-vDp3gnaBK7_3O7JI8fkoissHoWCquBssrrfY4LWVWLDc6YFDP8TT.uc7qR4RK3pzb9dUI?startTime=1605300648000

MEETING MINUTES

Members Present

Aaron S. Brown	(District)
Majd Askar	(District)
Cyndi Gundersen	(District)
Chip West	(Riverside City College)
Mark Sellick	(Riverside City College)
Asatar Bair	(Riverside City College)
Elena Santa Cruz	(Riverside City College)
Liz Tatum	(Riverside City College)
Angela Thomas	(Moreno Valley College)
Michael McQuead	(Moreno Valley College)
MaryAnn Doherty	(Moreno Valley College)
Quinton Bemiller	(Norco College)
Courtney Buchanan	(Norco College)
Andy Aldasoro	(Norco College)
Esmeralda Abajar	(Norco College)
Evelyn Ault	(Recorder)

Members Not Present

Jennifer Floerke	(Moreno Valley College)
Ivan Hess	(Student)
Michael Collins	(Norco College)

Guests

Hussain Agah	(District)
Mehran Mohtasham	(District)
Rod Oathout	DLR Group
Sean Avery	DLR Group

I. CALLED TO ORDER

A. By Aaron Brown

II. APPROVAL OF MINUTES

- A. Once a quorum was achieved, Buchanan moved and Santa Cruz seconded approval of the minutes for October 16, 2020.

III. SOLAR PLANNING INITIATIVE

- A. Brown introduced the Facilities Planning & Development department and DLR Group to present information on the Solar Planning Initiative.
- B. DLR Group, Ron Oathout and Sean Avery, reviewed the presentation with a focus on the goals, objectives and financial details.
 1. Reviewed the renewables scope of work.
 2. Reviewed the purchase to own “loan option” and the “power purchase agreements”.
 3. Reviewed the location of the solar panels at each college and the total energy production/use.
 4. Reviewed the construction cost to get to net zero and the cash flow options.
 - a. Asatar commented that amortizing the dollar amounts at 3% for 25 years is a very small amount of money (\$30K per year) relative to the size of the project district wide.
 5. Reviewed positive and negative inherent risks.
 6. Explained the penalties of over production and consumption.
- C. Brown asked the group if they would consider moving the project forward to the DSPC.
 1. Asatar commented that his only concern would be “going too small”. He would like the district to take bold action. However, he thinks there might be something good about the district owning the system and possibly a growth opportunity for solar tech jobs.

IV. STATE BUDGET UPDATE

- A. Brown did not have anything to report on the State Budget. We are in a holding pattern until January when the Governor’s 2021-22 Budget is announced.
- B. No comments or questions were expressed from the group.

V. BUDGET ALLOCATION MODEL

- A. Askar provided an update on planning for FY 2021-22 Budget. In order to start planning, the FTES costs worksheets needed to be updated by the colleges for FY 2019-20.
- B. DBAC Subgroup is working on the definition of the Unique Discipline and provided a proposal to be taken back to their colleges for edits or a recommendation. Askar reviewed the proposed definition.
- C. Askar indicated that the colleges were tasked to calculate the exchange rate for Unique; using the median or adding the base cost, then breakdown the costs to use as an assessment for discussion and compare to other institutions.

- D. New Faculty Methodology has not been assessed. Preliminary information was taken but additional principles may need to be added and further discussed.
- E. Strong Workforce Allocation Methodology is currently being evaluated. It is currently being allocated by the total CTE FTES by college and incentive funding. Brown added that the allocation should be consistent with the BAM, therefore, we need to try to align it.
- F. Brown added that at his last meeting with Chancellor, Dr. Isaac, requested that Unique programs, New Faculty Position methodology and College Budget Allocation Model, needs to be completed sooner. Isaac indicated that he has already had a conversation with the colleges on the importance of getting these items completed quickly.
- G. No comments or questions were expressed from the group.

VI. DBAC MEMBERSHIP - UPDATE

- A. Brown reminded the group that there is one vacancy position open which is MVC CSEA Representative. Aldasoro responded that Alfred Cardoza is the CSEA representative for MVC. Aldasoro will forward an email to Brown confirming Cardoza as the representative.
- B. Brown welcomed Angela Thomas as the MVCAS President.

VII. NEXT MEETING

- A. Next meeting scheduled for Thursday, December 10, 2020.

VIII. MEETING ADJOURNED



RCCD

RIVERSIDE
COMMUNITY
COLLEGE
DISTRICT

DISTRICTWIDE SOLAR PLANNING INITIATIVE **FUNDING OPTIONS**

January 15, 2021

 **DLR Group**
Architecture Engineering Planning Interiors

AGENDA

- 1 INTRODUCTION
- 2 GOALS AND OBJECTIVES
- 3 FINANCIAL OPTIONS EXAMPLE
- 4 FINANCIAL SUMMARY
- 5 RECOMMENDATION & STRATEGIES

Goals and Objectives



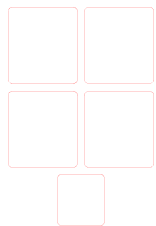
- ❑ Identified feasible locations of solar PV arrays and battery storage systems
- ❑ Set renewable goals of 100%, 50% and 25% energy offset
- ❑ Discussed the **positive** environmental and social impact to the community
- ❑ This presentation will discuss a detailed funding options:
 - Analysis
 - Risk factors
 - Assumptions
 - 25-year cash-flow

Renewable Delivery Method Options



Purchase to **Own** “loan finance”

- Traditional project delivery
- Cost of financing drives analysis
- Less expensive life-cycle cost
- District responsible for construction and O&M
- More flexibility in future modifications
- Control over construction cost and quality



Power Purchase **Agreements** “PPA”

- Traditional solar delivery
- PPA rate drives analysis
- Third parties typically have better buying power
- Third party responsible for construction and O&M
- Contractual terms offer restrictions and penalties
- PPA provider takes lead on construction and procurement of equipment

Renewable Delivery Option

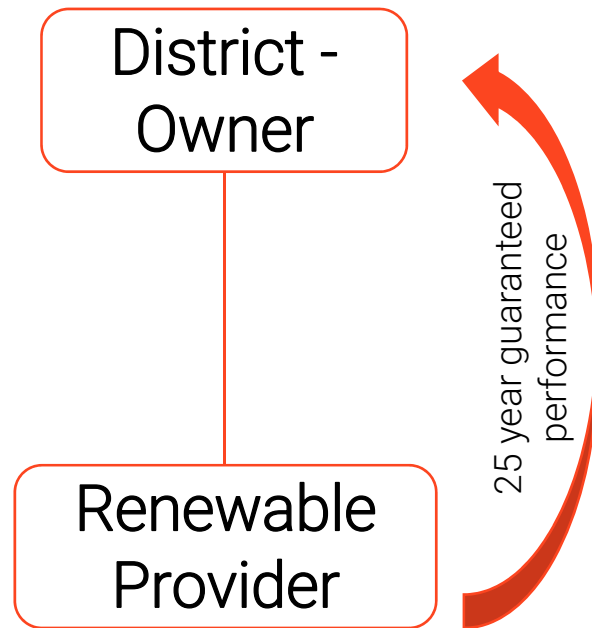
Purchase to Own (loan)

RCCD:

- Owns
- Finances
- Operates
- Maintains

RCCD Contractor:

- Designs
- Builds
- Permits
- Guarantees Performance



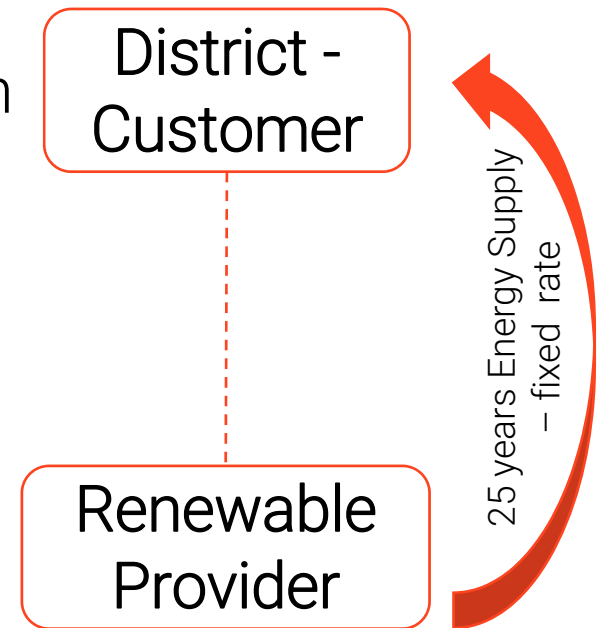
Power Purchase Agreement

RCCD:

- Provides Long-Term Ground Lease

PPA Provider:

- Owns
- Finances
- Designs
- Builds
- Permits
- Guarantees Performance
- Operates
- Maintains



Financial Analysis Assumptions

First year performance



Predicted energy generation from the solar array in the first year of operation

Solar performance degradation



Expected reduction in performance from the solar modules – 0.5% annually

First year cost avoidance



Expected funds not used to purchase electricity due to the installation of renewables

Operation & Maintenance costs



Annual cost expected to operate and maintain renewable assets.

Interest rate



Cost of loan assumed in the analysis

Term



Length of the analysis (life-span of solar)– 25 years

Utility escalation



Factor used to escalate utility costs – 2.5% annual

Life Cycle



Anticipated for solar/battery system– 25 years
Anticipated for inverter/battery cells - 12-14 years

Renewables Estimated Costs

Cost of Solar & Battery System

- Roof-top \$2.75/W
- Carport \$3.75/W
- Canopy \$4.25/W
- Ground mount \$2.95/W
- Battery Storage \$1.50/W

Cost of Operation & Maintenance

- Solar \$12.5/kW
- Battery \$7.5/kW
- 1.5% annual escalation

PPA

- \$0.12+/kWhr rate for electricity
- PPA terms are typically 25 years
- 0% annual escalation

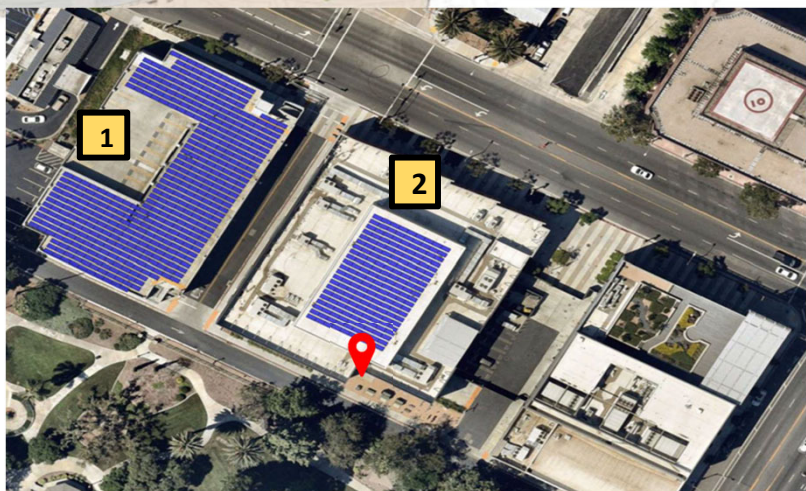
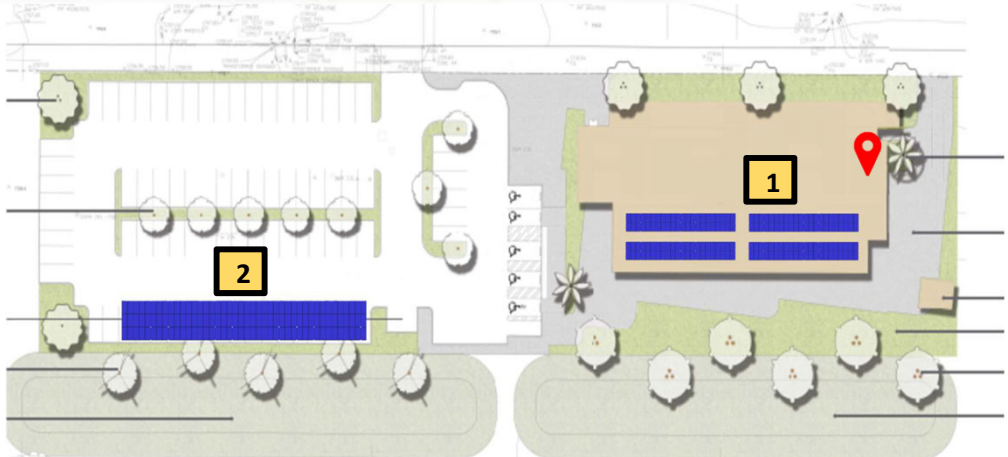
Loan Finance

- Interest rate is estimated at 3%
- Loan terms are generally 25 years



Incentive

- Solar = not available
- Battery = not factored

Districtwide Renewable Projects



100% Energy Offset = (9.75 mW)
 50% Energy Offset = (7.73 mW)
 25% Energy Offset = (5.54 mW)

-  Battery Energy Storage System
-  Solar Arrays

Financial Summaries - All Sites

LOAN FINANCE OPTION – (SOLAR + BATTERY)

Site/Campus	100% Option		50% Option		25% Option	
	Project Budget	25-Y cashflow	Project Budget	25-Y cashflow	Project Budget	25-Y cashflow
Moreno Valley College	\$6,964,259	(\$795,011)	\$3,886,061	\$561,572	\$2,283,343	\$1,267,901
Ben Clark Training Center	\$510,334	\$99,179	\$510,334	\$99,179	\$510,334	\$99,179
Norco College	\$6,727,375	\$1,977,762	\$3,776,223	\$617,440	\$2,321,237	\$805,214
Riverside City College ★	\$13,891,703	\$2,640,497	\$13,891,703	\$2,670,497	\$9,172,556	\$2,752,308
Downtown	\$1,402,550	\$179,139	\$1,402,550	\$179,139	\$1,402,550	\$179,139
Total	\$29,496,221	\$4,131,566	\$23,466,871	\$4,127,827	\$15,690,020	\$5,103,741

POWER PURCHASE AGREEMENT – SOLAR + BATTERY)

Site/Campus	100% Option		50% Option		25% Option	
	Project Budget	25-Y cashflow	Project Budget	25-Y cashflow	Project Budget	25-Y cashflow
Moreno Valley College	\$6,964,259	(\$1,994,121)	\$3,886,061	(\$174,680)	\$2,283,343	\$157,105
Ben Clark Training Center	\$510,334	\$90,434	\$510,334	\$90,434	\$510,334	\$90,434
Norco College	\$6,727,375	(\$6,122,141)	\$3,776,223	(\$3,684,109)	\$2,321,237	(\$2,750,814)
Riverside City College ★	\$13,891,703	(\$13,804,800)	\$13,891,703	(\$13,804,800)	\$9,172,556	(\$9,698,589)
Downtown	\$1,402,550	(\$1,102,206)	\$1,402,550	(\$1,102,206)	\$1,402,550	(\$1,102,206)
Total	\$29,496,221	(\$22,932,835)	\$23,466,871	(\$18,675,362)	\$15,690,020	(\$13,304,071)

★ Riverside City College max. renewable capacity is 42%

Loan Finance Cash Flow

50% Renewable Energy – All Sites

	A	B	C	D	E	F = (C+D+E)	G	H= (F-A)+B+G	J = (F-H)
Year	Cost avoidance	Loan Payment	Cost of Consumption	Cost of Demand	misc & taxes	Total Electric Cost w/o	Solar + BESS O&M Costs	Total Electric Cost w / solar	Difference
1	\$ 1,264,272	\$1,347,652	\$ 1,441,280	\$ 1,078,009	\$ 448,723	\$ 2,968,013	\$ 83,805	\$ 3,135,199	\$ (167,186)
2	\$ 1,291,453	\$1,347,652	\$ 1,477,312	\$ 1,104,960	\$ 366,180	\$ 2,948,452	\$ 85,062	\$ 3,089,714	\$ (141,261)
3	\$ 1,319,227	\$1,347,652	\$ 1,514,245	\$ 1,132,584	\$ 375,335	\$ 3,022,164	\$ 86,338	\$ 3,136,928	\$ (114,764)
4	\$ 1,347,605	\$1,347,652	\$ 1,552,101	\$ 1,160,898	\$ 384,718	\$ 3,097,718	\$ 87,633	\$ 3,185,399	\$ (87,681)
5	\$ 1,376,600	\$1,347,652	\$ 1,590,904	\$ 1,189,921	\$ 394,336	\$ 3,175,161	\$ 88,948	\$ 3,235,160	\$ (60,000)
6	\$ 1,406,228	\$1,347,652	\$ 1,630,676	\$ 1,219,669	\$ 404,195	\$ 3,254,540	\$ 90,282	\$ 3,286,246	\$ (31,706)
7	\$ 1,436,501	\$1,347,652	\$ 1,671,443	\$ 1,250,160	\$ 414,299	\$ 3,335,903	\$ 91,636	\$ 3,338,691	\$ (2,788)
8	\$ 1,467,434	\$1,347,652	\$ 1,713,229	\$ 1,281,414	\$ 424,657	\$ 3,419,301	\$ 93,011	\$ 3,392,530	\$ 26,771
9	\$ 1,499,041	\$1,347,652	\$ 1,756,060	\$ 1,313,450	\$ 435,273	\$ 3,504,783	\$ 94,406	\$ 3,447,800	\$ 56,983
10	\$ 1,531,338	\$1,347,652	\$ 1,799,962	\$ 1,346,286	\$ 446,155	\$ 3,592,403	\$ 95,822	\$ 3,504,540	\$ 87,863
11	\$ 1,564,338	\$1,347,652	\$ 1,844,961	\$ 1,379,943	\$ 457,309	\$ 3,682,213	\$ 97,259	\$ 3,562,786	\$ 119,427
12	\$ 1,598,059	\$1,347,652	\$ 1,891,085	\$ 1,414,442	\$ 468,742	\$ 3,774,268	\$ 98,718	\$ 3,622,579	\$ 151,689
13	\$ 1,632,516	\$1,347,652	\$ 1,938,362	\$ 1,449,803	\$ 480,460	\$ 3,868,625	\$ 907,396	\$ 4,491,157	\$ (622,532)
14	\$ 1,667,725	\$1,347,652	\$ 1,986,821	\$ 1,486,048	\$ 492,472	\$ 3,965,340	\$ 113,810	\$ 3,759,078	\$ 206,263
15	\$ 1,703,703	\$1,347,652	\$ 2,036,491	\$ 1,523,199	\$ 504,784	\$ 4,064,474	\$ 115,517	\$ 3,823,940	\$ 240,534
16	\$ 1,740,467	\$1,347,652	\$ 2,087,404	\$ 1,561,279	\$ 517,403	\$ 4,166,086	\$ 117,250	\$ 3,890,521	\$ 275,565
17	\$ 1,778,034	\$1,347,652	\$ 2,139,589	\$ 1,600,311	\$ 530,338	\$ 4,270,238	\$ 119,009	\$ 3,958,865	\$ 311,373
18	\$ 1,816,422	\$1,347,652	\$ 2,193,078	\$ 1,640,319	\$ 543,597	\$ 4,376,994	\$ 120,794	\$ 4,029,018	\$ 347,976
19	\$ 1,855,650	\$1,347,652	\$ 2,247,905	\$ 1,681,327	\$ 557,187	\$ 4,486,419	\$ 122,606	\$ 4,101,027	\$ 385,391
20	\$ 1,895,735	\$1,347,652	\$ 2,304,103	\$ 1,723,360	\$ 571,116	\$ 4,598,579	\$ 124,445	\$ 4,174,942	\$ 423,637
21	\$ 1,936,697	\$1,347,652	\$ 2,361,706	\$ 1,766,444	\$ 585,394	\$ 4,713,544	\$ 126,311	\$ 4,250,811	\$ 462,733
22	\$ 1,978,555	\$1,347,652	\$ 2,420,748	\$ 1,810,605	\$ 600,029	\$ 4,831,382	\$ 128,206	\$ 4,328,686	\$ 502,696
23	\$ 2,021,329	\$1,347,652	\$ 2,481,267	\$ 1,855,870	\$ 615,030	\$ 4,952,167	\$ 130,129	\$ 4,408,620	\$ 543,547
24	\$ 2,065,039	\$1,347,652	\$ 2,543,299	\$ 1,902,267	\$ 630,406	\$ 5,075,971	\$ 132,081	\$ 4,490,665	\$ 585,306
25	\$ 2,109,707	\$1,347,652	\$ 2,606,881	\$ 1,949,824	\$ 646,166	\$ 5,202,870	\$ 134,062	\$ 4,574,878	\$ 627,992
									\$ 4,127,827



Loan Finance Cash Flow Example – Year 1

Electricity Utility Cost without Solar

Cost of Consumption	\$1,441,280
Cost of Demand	\$1,078,009
Misc./Taxes	\$448,723
Total Electricity Utility Costs without Solar (A)	\$2,968,012

Electricity Utility Cost with Solar

Total Electricity Utility Costs without Solar	\$2,968,012
Less, Savings from Solar Implementation	(\$1,264,272)
Net Electricity Utility Costs with Solar	\$1,703,740
Plus, Loan Payments	\$1,347,652
Plus, Operations and Maintenance	\$83,805
Total Electricity Utility Cost with Solar (B)	\$3,135,197
Amount of Additional Budget Required Year 1 (A-B)	(\$167,186)

ALL SITES – SOLAR + BATTERY

50% Renewable Energy

	A	B	C	D	E	F	G = D - E - F	H = (A x B) + (A x C)	J = G + H	K = D - J
Year	PPA Rate (\$/kWhr)	Solar Production (kWhr)	BESS Production (kWhr)	Historic Electric Cost w/o solar	Utility Value of Solar Production	Utility Value of Storage	Forecasted Electric Cost w / solar +BESS	PPA Payment	Electric Cost (Utility + PPA)	Difference
1	\$ 0.146	9,347,277	2,538,180	2,968,013	680,971	400,844	3,831,224	1,730,442	5,561,666	(648,627)
2	\$ 0.146	9,300,540	2,538,180	2,948,452	695,168	410,865	3,929,832	1,723,636	5,690,918	(655,053)
3	\$ 0.146	9,254,037	2,538,180	3,022,164	709,663	421,137	4,030,961	1,716,864	5,823,443	(661,682)
4	\$ 0.146	9,207,767	2,538,180	3,097,718	724,464	431,665	4,134,676	1,710,126	5,959,321	(668,516)
5	\$ 0.146	9,161,728	2,538,180	3,175,161	739,576	442,457	4,241,042	1,703,422	6,098,637	(675,562)
6	\$ 0.146	9,115,920	2,538,180	3,254,540	755,007	453,518	4,350,127	1,696,751	6,241,476	(682,824)
7	\$ 0.146	9,070,340	2,538,180	3,335,903	770,762	464,856	4,462,000	1,690,114	6,387,927	(690,308)
8	\$ 0.146	9,024,988	2,538,180	3,419,301	786,849	476,478	4,576,732	1,683,510	6,538,078	(698,019)
9	\$ 0.146	8,979,864	2,538,180	3,504,783	803,276	488,390	4,694,395	1,676,938	6,692,022	(705,962)
10	\$ 0.146	8,934,964	2,538,180	3,592,403	820,048	500,599	4,815,065	1,670,400	6,849,855	(714,143)
11	\$ 0.146	8,890,289	2,538,180	3,682,213	837,174	513,114	4,938,817	1,663,895	7,011,673	(722,568)
12	\$ 0.146	8,845,838	2,538,180	3,774,268	854,661	525,942	5,065,729	1,657,421	7,177,575	(731,243)
13	\$ 0.146	8,801,609	2,538,180	3,868,625	872,517	539,091	5,195,883	1,650,981	7,347,664	(740,173)
14	\$ 0.146	8,757,601	2,538,180	3,965,340	890,749	552,568	5,329,361	1,644,572	7,522,043	(749,365)
15	\$ 0.146	8,713,813	2,538,180	4,064,474	909,366	566,382	5,466,247	1,638,196	7,700,821	(758,826)
16	\$ 0.146	8,670,244	2,538,180	4,166,086	928,376	580,542	5,606,627	1,631,851	7,884,106	(768,561)
17	\$ 0.146	8,626,892	2,538,180	4,270,238	947,787	595,055	5,750,591	1,625,538	8,072,012	(778,578)
18	\$ 0.146	8,583,758	2,538,180	4,376,994	967,608	609,932	5,898,230	1,619,257	8,264,653	(788,883)
19	\$ 0.146	8,540,839	2,538,180	4,486,419	987,848	625,180	6,049,636	1,613,007	8,462,148	(799,484)
20	\$ 0.146	8,498,135	2,538,180	4,598,579	1,008,514	640,810	6,204,906	1,606,788	8,664,617	(810,387)
21	\$ 0.146	8,455,644	2,538,180	4,713,544	1,029,618	656,830	6,364,138	1,600,601	8,872,186	(821,600)
22	\$ 0.146	8,413,366	2,538,180	4,831,382	1,051,167	673,251	6,527,433	1,594,444	9,084,981	(833,131)
23	\$ 0.146	8,371,299	2,538,180	4,952,167	1,073,172	690,082	6,694,893	1,588,318	9,303,133	(844,986)
24	\$ 0.146	8,329,443	2,538,180	5,075,971	1,095,642	707,334	6,866,625	1,582,223	9,526,776	(857,175)
25	\$ 0.146	8,287,796	2,538,180	5,202,870	1,118,587	725,017	7,042,736	1,576,158	9,756,046	(869,706)
										(18,675,362)



50% Renewable Energy Observations

- ❑ Purchase to own “loan finance option” is feasible and provides a positive cashflow over 25-year term
- ❑ Loan amount is the total project budget “hard and soft” costs
- ❑ Total cost of electricity with renewables includes the annual “loan payment” plus annual “O&M costs” for solar + battery systems
- ❑ Saving in annual electricity bills offsets the total cost of electricity with renewables and provides positive cash flow after year 7
- ❑ The cash flow incorporates major equipment replacement in year 13
- ❑ Loan amount can be paid-off from a future local bond
- ❑ Solar providers will only guarantee the system performance if they self-maintain and operate the system – typically 25 years

Strategies and Recommendations

❑ Test the market

- Develop and issue an RFQ&P for multiple projects identified in the planning phase for all sites under GC 4217
- Ask solar providers to propose “alternative” innovative solutions

❑ Recommended renewable option is 50% with expansion to 100% overtime

❑ Invest in future energy saving and efficiency strategies:

- Infrastructure (5%-10%)
- Energy Conservation (5%-10%)
- Integrated Energy (10%-15%)

❑ For Riverside City College:

- Research off-campus community solar to achieve balance of energy goals
- Expansion of medium voltage loop to consolidate meters, batteries, PV energy flow

Preliminary Schedule

<input type="checkbox"/> RFQ/P		3 months	Mar 21 - May 21
<input type="checkbox"/> Finance loan application		2 months	May 21 - Jul 21
<input type="checkbox"/> Contract negotiation		3 months	May 21 - Jul 21
<input type="checkbox"/> Board approval		3 months	Aug 21 - Oct 21
<input type="checkbox"/> Due diligence		6 months	Nov 21 - Apr 22
<input type="checkbox"/> Design		3-9 months	Nov 21 - Jul 22
<input type="checkbox"/> Permit (DSA) ★		3-6 months	Jan 22 - Sep 22
<input type="checkbox"/> Construction ★		6-10 months	Apr 22 - Jun 23
<input type="checkbox"/> Commission ★		2 months	Oct 22 - Aug 23
<input type="checkbox"/> Operation ★		25 years	Nov 22 - Nov 48

★ Schedule varies and depends on final response to RFQP

Q & A

RCCD

RIVERSIDE COMMUNITY
COLLEGE DISTRICT



FY 2021-22

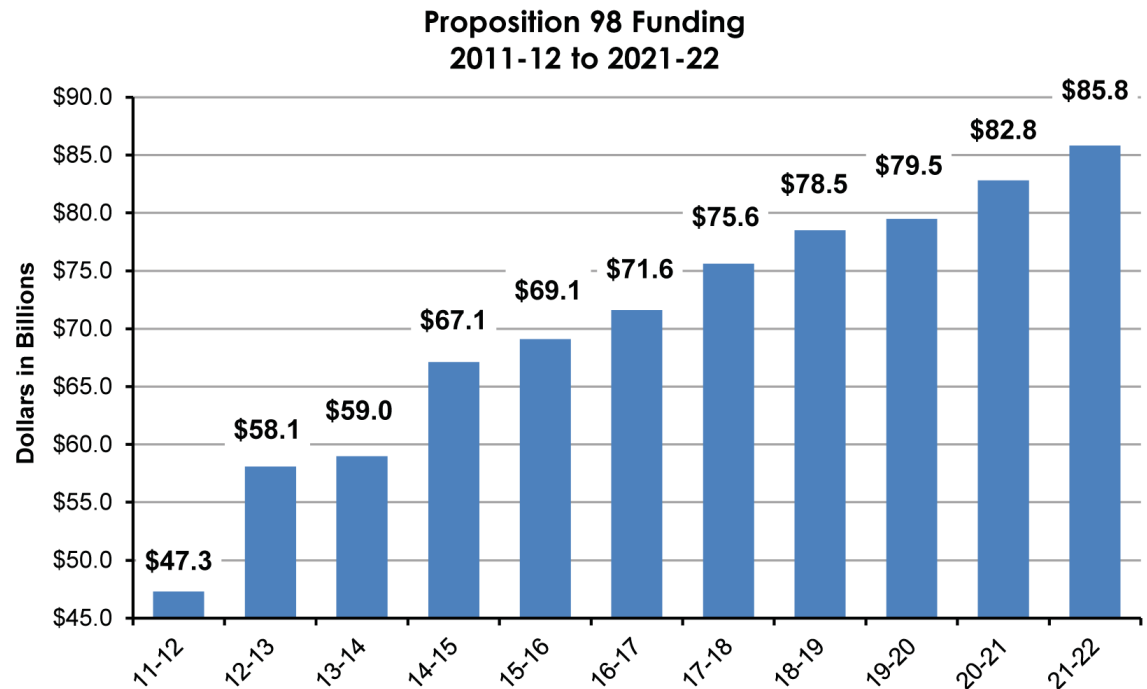
Governor's Budget Proposal

February 2, 2021



Proposition 98 Minimum Guarantee

- FY 2020-21 approved budget set the K-14 minimum guarantee at \$70.9 billion...now revised to \$82.8 billion.
- FY 2021-22 - Governor estimates the guarantee at \$85.8 billion, excluding \$2.3 billion one-time supplemental funding.
 - A year over year increase of 3.62%
 - \$203.9 million in ongoing funding adjustments and \$490.0 million in one-time policy adjustments for Community Colleges
 - Community College share of Proposition 98 – 10.93%
 - 81.39% increase since 2011-12





FY 2021-2022 Governor’s Budget Proposal

Base Changes *(In Millions)*

<u>Unrestricted Ongoing Revenues</u>	<u>Community College System</u>
<u>Apportionment*</u>	
Growth (.50%)	\$ 23.1
COLA (1.50%)	111.1
Full-Time Faculty Hiring	-
Total Apportionment/Unrestricted Ongoing Revenues	<u>\$ 134.2</u>
<u>Unrestricted One-Time Revenues</u>	<u>\$ -</u>
Total Unrestricted Revenues	<u><u>\$ 134.2</u></u>

*These funding increases will be reflected in the rates for the Base, Supplemental, and Student Success allocations under the Student Centered Funding Formula.



FY 2021-2022 Governor's Budget Proposal

Base Changes
(In Millions)

<u>Restricted Ongoing Revenues</u>	<u>Community College System</u>
COLA for Categorical Programs (Ongoing)	\$ 6.1
Access to Online Technology and Mental Health Services (Ongoing)	30.0
Online Education Infrastructure and Ecosystem (Ongoing)	10.6
Apprenticeship Initiative - Expansion (Ongoing)	15.0
Broadband Access (CENIC) (Ongoing)	8.0
Total Restricted Ongoing Revenues	<u>\$ 69.7</u>



FY 2021-2022 Governor’s Budget Proposal

Base Changes
(In Millions)

<u>Restricted One-Time Revenues</u>	<u>Community College System</u>
Emergency Financial Assistance for Students (One-Time)	\$ 250.0
Students Basic Needs (Food, Housing, Etc.) (One-Time)	100.0
Retention and Enrollment Strategies (One-time)	20.0
Workbased Learning (One-Time)	20.0
Faculty Professional Development (One-Time)	20.0
Zero-Textbook Cost (One-Time)	15.0
Instructional Materials for Dual Enrollment Students (One-Time)	2.5
AB 1460 Implementation and Anti-Racism Initiatives (One-Time)	0.6
Total Restricted One-Time Revenues	<u>\$ 428.1</u>
Total Restricted Revenues	<u><u>\$ 497.8</u></u>



FY 2021-2022 Governor’s Budget Proposal

Base Changes (In Millions)

<u>Other</u>	<u>Community College System</u>
Deferred Maintenance and Instructional Equipment Proposition 51 - State GO Bond (17 Continuing Projects and 1 New Project)	\$ -
Total "Other" Restricted Revenues	<u>355.8</u> <u>\$ 355.8</u>

Riverside Community College District

Capital Facilities Projects (FPP's Scheduled for Funding in FY 2021-22 Budget)

- Norco College - Center for Human Performance and Kinesiology*

*Funding for this project is contingent upon approval of Hardship Exemption for local match of \$7 million.



FY 2021-2022 Governor's Budget Proposal

Pension Relief - The 2020 Budget Act redirected funds previously designated for a long-term buy down of pension liabilities, and instead used them to reduce employer pension contributions in FY 2020-21 and FY 2021-22 by approximately 2% each year. The Governor's Budget Proposal continues implementation of the FY 2021-22 employer contribution reduction. The CalSTRS rate declines from 17.1% to 15.92% and the steep CalPERS rate increase are slowed to 23.0% from 24.9%.

Online Course Maintenance of Effort - The proposed budget requires districts to maintain a number of online courses in FY 2021-22 that is 10% higher than the number offered in FY 2018-19.

Apportionment Deferrals - The proposed budget pays down \$1.13 billion of the \$1.45 billion apportionment deferrals imposed in the 2020 Budget Act, leaving \$326.5 million in apportionment deferrals for FY 2021-22. The proposed budget also calls for accelerated repayment of the FY 2020-21 deferrals from July 2021 through November 2021 to July/August 2021.



FY 2021-2022 Governor's Budget Proposal

Student Financial Aid - The budget proposal includes a provision that all high school seniors be required to complete the FASFA and increases the number of competitive CalGrant awards by 9,000 to bring the total to 50,000.

Early Action Package - The Governor's Budget proposes an advanced spending plan for early Spring 2021 to support the health and economic recovery of Californians, providing targeted funds for community college affected populations including:

- One-time investment of \$100 million in Emergency Student Financial Assistance grants
- One-time resources of \$20 million for retention and re-enrollment strategies, including engaging with former students who may have withdrawn or perspective students who are hesitant to enroll due to the impacts of COVID-19

[Click Here for COVID-19 Related Resources](#)

COMMUNITY COLLEGE UPDATE

PUBLICATION DATE: JANUARY 1, 2021

Governor's Proposals for the 2021–22 State Budget and Education



BY SSC TEAM

Copyright 2021 School Services of California, Inc.

posted January 8, 2021

Preface

Given where we were some nine months ago, Governor Gavin Newsom's State Budget—and specifically the education budget—offers us a collective sigh of relief, if not feelings of jubilation. The economy has recovered from the pandemic much faster than originally anticipated and state revenues are much more robust than what was projected just six months after the 2020 Budget Act was enacted. As a result, public education funding has increased year-over-year, allowing Governor Newsom to meet the state's yearly obligations to K–12 and community college agencies while proposing sizeable investments across a plethora of priorities mostly aimed at continuing to combat COVID-19 and its devastating impact on student learning. These state investments are augmented by a significant infusion of federal aid from the second tranche of COVID-19 relief funds from Washington, D.C. that will put money in the hands of K–14 education across a myriad of programs and \$1 billion to protect and stabilize the child care and early learning system while it continues to meet the needs of parents and young children across California.

Overview of the Governor's Budget Proposals

Recognizing the vast change in economic fortunes from the 2020 State Budget Act as a result of the historic health pandemic, the State's Budget went from a planned \$5.6 billion surplus to a \$54.3 billion deficit in the same year. With revenue growth surpassing original expectations early in the pandemic, the Governor's Budget Proposal forecasts a dramatic restoration of funding including growth in programs, reserves, and a cost-of-living adjustment (COLA). The state's General Fund continues to enjoy stronger than estimated revenue from the "Big Three" taxes. The 2021–22 Budget Proposal includes revenue forecasts over \$4.2 billion more than the 2020–21 May Revision. Personal income tax is up by \$5 billion, corporation tax is down by \$312 million, and revenue from the sales and use tax is projected to be \$583 million down from Enacted Budget levels. When compared against pre-recession expectations, revenues in the Governor's 2021–22 Budget Proposal exceed last year's by \$2.8 billion. Personal income tax is higher by \$4.5 billion, corporation tax is up by \$629 million, and revenue from the sales and use tax is projected to be lower by \$2.3 billion respectively.

The Economy and Revenues

Economic Outlook

With federal stimulus 2.0 approved by Congress and signed by the President just before the new year, concerns persist about food insecurity, eviction moratoriums, and the looming commercial real estate crash—all of which provide a dramatic contrast when compared to the situation for those at the upper end of the economic spectrum, who have far better weathered the pandemic. The Governor's State Budget Proposal focuses on restoring programs that were negatively impacted in the prior year budget, paying down debt obligations, and addressing the needs of California's most vulnerable as the nation and state move toward exiting the pandemic.

The roll-out of COVID-19 vaccinations started last month but it will take substantial time to provide multiple doses for over 330 million people across the nation. Many believe that this will cause a slower economic recovery in the fourth quarter of 2020 and first quarter of 2021. However, higher than normal personal savings and lower personal debt rates leave the economy well situated to launch into robust recovery in the second quarter of 2021. Precursor metrics, such as business-to-business shipping via domestic train cargo has increased substantially and purchasing manager confidence is at a historic high. As the world's fifth largest economy, California is especially reliant on import-export business and while both measures have been negatively impacted in the recession, exports have been more so, widening the trade deficit.

As we monitor micro- and macro-economic trends, we continue to follow potential risks to the rate of recovery as we move into the second quarter of the new year and beyond.

Proposition 98, the Supplemental Payment, and the Public School System Stabilization Account

In 2021–22, the Proposition 98 Minimum Guarantee increases to \$85.8 billion. This includes the state's annual constitutional obligation to fund K–12 and community college districts. In addition, the Governor's State Budget proposes a one-time non-Proposition 98 supplemental payment of \$2.3 billion. Recall that the 2020 State Budget Act included a requirement for the state to make one-time supplemental payments equal to 1.5% of General Fund revenues, up to \$12.4 billion, beginning in 2021–22 and then subsequently increasing the minimum guarantee, beginning in 2022–23, to 40% of General Fund revenues when K–14 education funding is determined by Test 1. The Governor's Budget proposes to repeal the supplemental payment obligations in their entirety and instead proposes a 2021–22 one-time payment of \$2.3 billion in recognition of the exorbitant costs LEAs have borne as a result of COVID-19 and distance learning.

Annually, the state "true up" K–14 state spending for the prior and current fiscal years to ensure that it continues to meet its legal obligations. The minimum guarantee for both 2019–20 and 2020–21 increase from their June 2020 Enacted State Budget levels by \$1.9 billion and \$11.9 billion, respectively, to \$79.5 billion and \$82.8 billion.

Due to economic conditions and other factors, the Governor's Budget assumes that the state is required to make a deposit into the Public School Systems Stabilization Account (PSSSA)—or education's rainy day fund—totaling \$3 billion. Specifically, the proposal projects required deposits in fiscal years 2020–21 and 2021–22 of \$747 million and \$2.2 billion, respectively.

Deferrals

To prevent reductions to state's community colleges, the 2020–21 Enacted Budget included approximately \$1.5 billion in deferrals. However, due to the improved revenue forecast, the Governor's State Budget Proposal pays down more than \$1.1 billion of these deferrals, leaving less than \$327 million for 2021–22.

Student Centered Funding Formula and Enrollment

The Governor proposes \$111.1 million to fund the 1.5% COLA for apportionments, which is applied to the rates within the Student Centered Funding Formula (SCFF).

Additionally, the SCFF's hold harmless provision from the 2020–21 State Budget Act is in effect through 2023–24, meaning that community college districts will earn at least their 2017–18 total computational revenue and a COLA (if funded) each year.

The Governor proposes to provide \$23.1 million to fund student enrollment growth of 0.5% and also provides an increase of \$52.7 million (one-time) for 2020–21 community college apportionments. The estimate for local property tax collections has increased by \$292.7 million, which reduces state aid accordingly in 2021–22.

COVID-19

Student Engagement

The California Student Aid Commission recently noted that the preliminary year-over-year Free Application for Federal Student Aid completion rate for first-time freshman application completion is down roughly 10% and that the year-over-year California Dream Act application completion rate is down roughly 45%. To mitigate these concerning trends, the Governor proposes the following investments and changes:

- \$100 million one-time funding, proposed for early budget action, to support emergency student financial assistance grants for full-time, low-income community college students and other students who were previously working full-time, or the equivalent of full-time, who can demonstrate an emergency financial need
- \$20 million one-time to support efforts to bolster California Community College (CCC) student retention rates and enrollment with a focus on former students who may have withdrawn from college due to the impacts of COVID-19, and to engage current and prospective students who may be hesitant to remain enrolled or prospectively enroll in college due to the pandemic

- Amend statute to restore Cal Grant A eligibility for students impacted by a change in their living status due to the pandemic at an estimated cost of \$58.8 million ongoing General Fund starting in 2020–21

Investments

To mitigate the impact that COVID-19 has had on community college students, the Governor proposes the following investments in his 2021–22 State Budget Proposal:

- \$150 million additional one-time for emergency financial assistance for full-time, low-income community college students as described previously
- \$100 million one-time to address food and housing insecurity among CCC students
- \$30 million ongoing to support student technology access
- \$20 million one-time for a systemwide effort to provide culturally competent online professional development for community college faculty
- \$10.6 million ongoing to support distance learning, including access to online tutoring, online counseling, and online student support services such as mental health services

Capital Outlay

Governor Newsom proposes \$355.8 million for capital outlay projects, including \$2.2 million to start one new project and \$353.6 million for the construction phase of 17 projects anticipated to complete design by spring 2022. This allocation represents the next installment of the \$2 billion available to community colleges under Proposition 51.

Other CCC Apportionments and Programs

Other community college programs that are funded outside of the SCFF will also receive a 1.5% COLA: the Disabled Students Programs and Services, Extended Opportunity Programs and Services, CalWORKs student services, Cooperative Agencies Resources for Education, and the childcare tax bailout.

Work-Based Learning

Governor Newsom proposes \$15 million in ongoing funds to augment the California Apprenticeship Initiative and another \$20 million in one-time funds to expand work-based learning models and programs at community colleges.

Student Program Adjustments

The Governor proposes \$15 million one-time funds to develop and implement zero-textbook-cost degrees using open educational resources and \$2.5 million in one-time funds to provide instructional materials for dual enrollment students

Adult Education Program

The State Budget Proposal provides an increase of \$8.1 million ongoing for the Adult Education Program, which reflects a 1.5% COLA. Additionally, Governor Newsom proposes an increase of \$1 million ongoing to support technical assistance for the Adult Education Program.

Federal Programs

In his 2021–22 State Budget Proposal summary, the Governor makes reference to the \$900 billion Coronavirus Response and Relief Supplemental Appropriations Act that was signed into law by President Donald Trump on Sunday, December 27, 2020.

The relief package earmarks \$82 billion for education providers that will be allocated similarly to the Coronavirus Aid, Relief, and Economic Security (CARES) Act. The \$82 billion including \$22.7 billion for the Higher Education Emergency Relief Fund of which California is estimated to receive approximately \$2.9 billion of this funding.

The Rest of Higher Education

The State Budget proposes investments in the California State University (CSU) and University of California (UC) to enable them to close equity gaps, promote completion, fuel innovation, and support students' upward economic mobility. The Budget proposes total funding of \$36.1 billion for higher education, including CCCs.

The Budget includes \$111.5 million ongoing to provide a 3% increase in base resources to support the CSU's operational costs. In addition, the Budget includes \$175 million for deferred maintenance. Similarly, the Budget proposes ongoing General Fund augmentations of approximately \$103.9 million to support a 3% increase in base resources for UC campuses and \$175 million for deferred maintenance. These and other augmentations are contingent upon CSU and UC focusing on addressing equity gaps, furthering educational opportunities using online courses and programs, better connecting student learning objectives to workforce and industry needs, and establishing new dual admissions transfer pathways.

K–12 Education Proposals

The statutory COLA plus a catch-up COLA for the current year is applied to the K–12 Local Control Funding Formula for a total increase of 3.84%. Just as for the CCC, Governor Newsom proposes to buy down a significant portion of the K–12 deferrals.

Similar to CCCs, the Governor proposes significant funding to address COVID-19, including \$2 billion to compel schools to reopen for in-person instruction and \$4.6 billion in one-time funding for unspecified interventions to address learning loss, such as an extended school year or summer school.

One-time funds of \$540 million are proposed to fund several programs to address the statewide teacher shortage and need for professional development, especially in accelerated learning, re-engaging students, restorative practices, and implicit bias training.

The total balance in the PSSSA would trigger the condition that caps the amount that school districts can maintain in their local reserves beginning in fiscal year 2022–23.

In Closing

In closing, while we certainly appreciate the restored and stable resources for public education in the Governor's State Budget Proposal, we understand that this news is sobered by the fact that all of us are still in the throes of the health pandemic that has consumed our lives since last March. In the meanwhile, we are working diligently to meet the learning and nonacademic needs of our students and their families while planning for the future—a daunting but important endeavor. We appreciate Governor Newsom's attention on the critical needs of public education as a cornerstone in society and the economy at large and his willingness to address our challenges head on with the caution that the innovations and initiatives we champion can be fully realized with the resources at hand.

We look forward to diving deep into the Governor's education budget with all of you and helping our local educational leaders and partners operationalize all of what this means for public agencies, staff, students, and local communities.

Coronavirus Response and Relief Supplemental Appropriations Act, 2021
Higher Education Emergency Relief Fund: Simulated Distribution of \$20.2 Billion Provided Under Section 314(a)(1)

Institution Name	City	State	Control	Simulated Total Allocation	Estimated Minimum Amount for Student Grants
Alabama Agricultural & Mechanical University	Normal	Alabama	Public	\$14,128,000	\$4,611,601
Alabama College Of Osteopathic Medicine	Dothan	Alabama	Private not-for-profit	146,000	93,403
Alabama State University	Montgomery	Alabama	Public	10,026,000	3,312,232
Amridge University	Montgomery	Alabama	Private not-for-profit	190,000	190,000
Athens State University	Athens	Alabama	Public	2,037,000	837,517
Auburn University	Auburn	Alabama	Public	22,772,000	7,956,873
Auburn University Montgomery	Montgomery	Alabama	Public	8,332,000	2,700,737
Bevill State Community College	Jasper	Alabama	Public	5,417,000	1,393,420
Birmingham-Southern College	Birmingham	Alabama	Private not-for-profit	1,531,000	534,928
Bishop State Community College	Mobile	Alabama	Public	6,002,000	1,447,696
Calhoun Community College	Tanner	Alabama	Public	9,820,000	2,435,124
Central Alabama Community College	Alexander City	Alabama	Public	2,426,000	637,026
Chattahoochee Valley Community College	Phenix City	Alabama	Public	3,167,000	841,858
Coastal Alabama Community College	Bay Minette	Alabama	Public	8,767,000	2,387,881
Enterprise State Community College	Enterprise	Alabama	Public	2,481,000	655,369
Faulkner University	Montgomery	Alabama	Private not-for-profit	4,339,000	1,483,489
Gadsden State Community College	Gadsden	Alabama	Public	7,482,000	2,051,083
George C. Wallace Community College	Dothan	Alabama	Public	7,388,000	1,907,879
George C. Wallace State Community College	Hanceville	Alabama	Public	7,869,000	2,170,401
George Corley Wallace State Community College - Selma	Selma	Alabama	Public	2,699,000	740,163
H. Council Trenholm State Community College	Montgomery	Alabama	Public	3,757,000	956,417
Heritage Christian University	Florence	Alabama	Private not-for-profit	56,000	18,902
Huntingdon College	Montgomery	Alabama	Private not-for-profit	1,960,000	612,667
Huntsville Bible College	Huntsville	Alabama	Private not-for-profit	222,000	51,261
J. F. Drake State Community and Technical College	Huntsville	Alabama	Public	1,540,000	398,882
J.F. Ingram State Technical College	Deatsville	Alabama	Public	796,000	224,132
Jacksonville State University	Jacksonville	Alabama	Public	10,371,000	3,372,320
Jefferson State Community College	Birmingham	Alabama	Public	8,546,000	2,027,939
Judson College	Marion	Alabama	Private not-for-profit	648,000	199,505
Lawson State Community College	Birmingham	Alabama	Public	7,217,000	1,812,011
Lurleen B. Wallace Community College	Andalusia	Alabama	Public	3,033,000	799,069
Marion Military Institute	Marion	Alabama	Public	750,000	257,119
Midfield Institute Of Cosmetology	Midfield	Alabama	Private not-for-profit	70,000	19,456
Miles College	Fairfield	Alabama	Private not-for-profit	5,239,000	1,653,967
Northeast Alabama Community College	Rainsville	Alabama	Public	3,959,000	1,044,891
Northwest - Shoals Community College	Muscle Shoals	Alabama	Public	4,454,000	1,111,735
Oakwood University	Huntsville	Alabama	Private not-for-profit	2,652,000	827,875
Reid State Technical College	Evergreen	Alabama	Public	855,000	217,664
Samford University	Birmingham	Alabama	Private not-for-profit	3,341,000	1,225,677
Shelton State Community College	Tuscaloosa	Alabama	Public	6,182,000	1,579,720
Snead State Community College	Boaz	Alabama	Public	2,572,000	764,599
Southern Union State Community College	Wadley	Alabama	Public	6,259,000	1,642,050
Spring Hill College	Mobile	Alabama	Private not-for-profit	2,064,000	698,341
Stillman College	Tuscaloosa	Alabama	Private not-for-profit	2,001,000	624,104
Talladega College	Talladega	Alabama	Private not-for-profit	3,267,000	1,106,772

Coronavirus Response and Relief Supplemental Appropriations Act, 2021
Higher Education Emergency Relief Fund: Simulated Distribution of \$20.2 Billion Provided Under Section 314(a)(1)

Institution Name	City	State	Control	Simulated Total Allocation	Estimated Minimum Amount for Student Grants
Troy University	Troy	Alabama	Public	16,196,000	5,426,042
Tuskegee University	Tuskegee	Alabama	Private not-for-profit	5,713,000	1,879,261
United States Sports Academy	Daphne	Alabama	Private not-for-profit	29,000	29,000
University Of Alabama	Tuscaloosa	Alabama	Public	31,365,000	10,756,269
University Of Alabama At Birmingham	Birmingham	Alabama	Public	19,999,000	6,891,628
University Of Alabama In Huntsville	Huntsville	Alabama	Public	9,178,000	2,924,879
University Of Mobile	Mobile	Alabama	Private not-for-profit	2,144,000	670,711
University Of Montevallo	Montevallo	Alabama	Public	4,014,000	1,285,001
University Of North Alabama	Florence	Alabama	Public	8,597,000	2,795,324
University Of South Alabama	Mobile	Alabama	Public	18,342,000	6,300,268
University Of West Alabama	Livingston	Alabama	Public	4,431,000	1,652,293
Totals: Alabama				\$328,838,000	\$102,246,419
Alaska Bible College	Palmer	Alaska	Private not-for-profit	\$70,000	\$21,034
Alaska Christian College	Soldotna	Alaska	Private not-for-profit	331,000	100,839
Alaska Pacific University	Anchorage	Alaska	Private not-for-profit	440,000	139,314
Alaska Vocational Technical Center	Seward	Alaska	Public	425,000	35,719
Illisagvik College	Barrow	Alaska	Public	130,000	19,403
University Of Alaska Anchorage	Anchorage	Alaska	Public	11,745,000	2,936,592
University Of Alaska Fairbanks	Fairbanks	Alaska	Public	4,770,000	1,218,326
University Of Alaska Southeast	Juneau	Alaska	Public	973,000	242,470
Totals: Alaska				\$18,884,000.00	\$4,713,695.00
American Samoa Community College	PagoPago	American Samoa	Public	\$2,785,000.00	\$808,942.50
Totals: American Samoa				\$2,785,000.00	\$808,942.50
Arizona Christian University	Phoenix	Arizona	Private not-for-profit	\$1,206,000.00	\$383,504.50
Arizona State University	Tempe	Arizona	Public	110,823,000	39,302,569
Arizona Western College	Yuma	Arizona	Public	9,798,000	2,507,369
Central Arizona College	Coolidge	Arizona	Public	6,435,000	1,684,255
Chandler - Gilbert Community College	Chandler	Arizona	Public	9,684,000	2,234,495
Cochise College	Sierra Vista	Arizona	Public	5,496,000	1,665,618
Coconino County Community College	Flagstaff	Arizona	Public	2,764,000	584,365
Collegeamerica - Flagstaff	Flagstaff	Arizona	Private not-for-profit	2,664,000	896,399
Dine College	Tsaile	Arizona	Public	2,911,000	673,466
East Valley Institute Of Technology	Mesa	Arizona	Public	395,000	118,062
Eastern Arizona College	Thatcher	Arizona	Public	4,706,000	1,129,136
Estrella Mountain Community College	Avondale	Arizona	Public	11,008,000	2,589,293
Gateway Community College	Phoenix	Arizona	Public	6,160,000	1,395,813
Glendale Community College	Glendale	Arizona	Public	19,265,000	4,307,918
International Baptist College And Seminary	Chandler	Arizona	Private not-for-profit	109,000	38,174
Mesa Community College	Mesa	Arizona	Public	17,489,000	3,965,052
Mohave Community College	Kingman	Arizona	Public	4,527,000	1,126,968
Northern Arizona University	Flagstaff	Arizona	Public	37,322,000	13,111,927
Northland Pioneer College	Holbrook	Arizona	Public	1,806,000	368,569

Coronavirus Response and Relief Supplemental Appropriations Act, 2021
Higher Education Emergency Relief Fund: Simulated Distribution of \$20.2 Billion Provided Under Section 314(a)(1)

Institution Name	City	State	Control	Simulated Total Allocation	Estimated Minimum Amount for Student Grants
Paradise Valley Community College	Phoenix	Arizona	Public	6,187,000	1,350,202
Phoenix College	Phoenix	Arizona	Public	11,750,000	2,585,096
Phoenix Seminary	Scottsdale	Arizona	Private not-for-profit	33,000	21,059
Pima County Community College	Tucson	Arizona	Public	22,790,000	5,373,525
Prescott College	Prescott	Arizona	Private not-for-profit	601,000	231,649
Regional Center For Border Health	Somerton	Arizona	Private not-for-profit	11,000	6,984
Rio Salado Community College	Tempe	Arizona	Public	7,142,000	1,604,935
School Of Architecture At Taliesin (The)	Scottsdale	Arizona	Private not-for-profit	3,000	1,746
Scottsdale Community College	Scottsdale	Arizona	Public	5,725,000	1,246,463
South Mountain Community College	Phoenix	Arizona	Public	4,991,000	1,100,307
Southwest College Of Naturopathic Medicine & Health Sciences	Tempe	Arizona	Private not-for-profit	90,000	57,467
Tohono O'Odham Community College	Sells	Arizona	Public	475,000	99,640
University Of Arizona (The)	Tucson	Arizona	Public	47,626,000	16,207,724
Yavapai College	Prescott	Arizona	Public	5,885,000	1,365,796
Totals: Arizona				\$367,877,000	\$109,335,536
Arkansas Baptist College	Little Rock	Arkansas	Private not-for-profit	\$1,509,000	\$415,510
Arkansas Colleges Of Health Education	Fort Smith	Arkansas	Private not-for-profit	37,000	23,569
Arkansas Northeastern College	Blytheville	Arkansas	Public	1,274,000	335,442
Arkansas State University	Jonesboro	Arkansas	Public	15,818,000	5,257,079
Arkansas State University - Beebe	Beebe	Arkansas	Public	4,419,000	1,128,882
Arkansas State University - Mountain Home	Mountain Home	Arkansas	Public	2,204,000	579,785
Arkansas State University - Newport	Newport	Arkansas	Public	2,979,000	668,319
Arkansas State University Mid-South	West Memphis	Arkansas	Public	1,884,000	443,707
Arkansas Tech University	Russellville	Arkansas	Public	12,961,000	4,121,493
Baptist Health College Little Rock	Little Rock	Arkansas	Private not-for-profit	1,449,000	439,175
Black River Technical College	Pocahontas	Arkansas	Public	3,017,000	878,815
Central Baptist College	Conway	Arkansas	Private not-for-profit	1,368,000	422,493
Champion Christian College	Hot Springs	Arkansas	Private not-for-profit	171,000	43,539
College Of The Ouachitas	Malvern	Arkansas	Public	1,464,000	348,662
Cossatot Community College Of The University Of Arkansas	De Queen	Arkansas	Public	1,678,000	415,631
Crowley'S Ridge College	Paragould	Arkansas	Private not-for-profit	416,000	132,512
East Arkansas Community College	Forrest City	Arkansas	Public	1,625,000	434,111
Ecclesia College	Springdale	Arkansas	Private not-for-profit	267,000	96,087
Harding University	Searcy	Arkansas	Private not-for-profit	4,880,000	1,653,431
Henderson State University	Arkadelphia	Arkansas	Public	6,019,000	2,008,966
Hendrix College	Conway	Arkansas	Private not-for-profit	1,617,000	528,390
John Brown University	Siloam Springs	Arkansas	Private not-for-profit	2,203,000	718,170
Jrnc School Of Nursing	Pine Bluff	Arkansas	Private not-for-profit	234,000	71,196
Lyon College	Batesville	Arkansas	Private not-for-profit	1,067,000	340,108
National Park College	Hot Springs	Arkansas	Public	4,731,000	1,147,754
North Arkansas College	Harrison	Arkansas	Public	2,814,000	804,402
Northwest Arkansas Community College	Bentonville	Arkansas	Public	6,786,000	1,700,809
Northwest Technical Institute	Springdale	Arkansas	Public	644,000	218,609
Ouachita Baptist University	Arkadelphia	Arkansas	Private not-for-profit	2,047,000	677,193

Coronavirus Response and Relief Supplemental Appropriations Act, 2021
Higher Education Emergency Relief Fund: Simulated Distribution of \$20.2 Billion Provided Under Section 314(a)(1)

Institution Name	City	State	Control	Simulated Total Allocation	Estimated Minimum Amount for Student Grants
Ozarka College	Melbourne	Arkansas	Public	1,718,000	477,538
Philander Smith College	Little Rock	Arkansas	Private not-for-profit	3,299,000	1,083,837
Phillips Community College Of The University Of Arkansas	Helena	Arkansas	Public	1,999,000	464,664
Shorter College	N Little Rock	Arkansas	Private not-for-profit	2,475,000	548,742
South Arkansas Community College	El Dorado	Arkansas	Public	2,181,000	590,756
Southeast Arkansas College	Pine Bluff	Arkansas	Public	2,536,000	616,765
Southern Arkansas University	Magnolia	Arkansas	Public	6,675,000	2,212,807
Southern Arkansas University Tech	Camden	Arkansas	Public	1,535,000	420,455
University Of Arkansas	Fayetteville	Arkansas	Public	23,706,000	7,988,181
University Of Arkansas - Pulaski Technical College	North Little Rock	Arkansas	Public	9,354,000	2,311,058
University Of Arkansas At Fort Smith	Fort Smith	Arkansas	Public	9,625,000	2,929,652
University Of Arkansas At Little Rock	Little Rock	Arkansas	Public	11,110,000	3,335,250
University Of Arkansas At Monticello	Monticello	Arkansas	Public	5,717,000	1,706,657
University Of Arkansas At Pine Bluff	Pine Bluff	Arkansas	Public	6,746,000	2,172,715
University Of Arkansas Community College At Batesville	Batesville	Arkansas	Public	2,020,000	543,963
University Of Arkansas Community College At Hope-Texarkana	Hope	Arkansas	Public	2,413,000	630,168
University Of Arkansas Community College At Morrilton	Morrilton	Arkansas	Public	3,561,000	947,528
University Of Arkansas Community College Rich Mountain	Mena	Arkansas	Public	1,156,000	282,075
University Of Arkansas For Medical Sciences	Little Rock	Arkansas	Public	1,431,000	501,488
University Of Central Arkansas	Conway	Arkansas	Public	15,440,000	5,011,462
University Of The Ozarks	Clarksville	Arkansas	Private not-for-profit	1,520,000	505,657
Williams Baptist University	Walnut Ridge	Arkansas	Private not-for-profit	839,000	271,361
Totals: Arkansas				\$204,638,000	\$61,606,606
Abc Adult School	Cerritos	California	Public	\$222,000	\$66,989
Academy For Jewish Religion California	Los Angeles	California	Private not-for-profit	10,000	6,111
Academy Of Chinese Culture And Health Sciences	Oakland	California	Private not-for-profit	39,000	24,733
Acupuncture And Integrative Medicine College, Berkeley	Berkeley	California	Private not-for-profit	25,000	15,713
Allan Hancock College	Santa Maria	California	Public	8,879,000	2,024,951
America Evangelical University	Los Angeles	California	Private not-for-profit	61,000	16,772
American Baptist Seminary Of The West	Berkeley	California	Private not-for-profit	7,000	4,656
American Conservatory Theater Foundation	San Francisco	California	Private not-for-profit	20,000	12,658
American Film Institute Conservatory	Los Angeles	California	Private not-for-profit	77,000	49,320
American Jewish University	Los Angeles	California	Private not-for-profit	167,000	55,609
American River College	Sacramento	California	Public	24,698,000	5,675,832
Annenberg School Of Nursing	Reseda	California	Private not-for-profit	69,000	18,885
Antelope Valley College	Lancaster	California	Public	21,317,000	5,271,846
Art Center College Of Design	Pasadena	California	Private not-for-profit	3,340,000	1,084,116
Azusa Pacific University	Azusa	California	Private not-for-profit	9,005,000	3,073,228
Bakersfield College	Bakersfield	California	Public	27,952,000	6,371,497
Baldwin Park Adult School	Baldwin Park	California	Public	678,000	159,508
Baldy View Regional Occupational Program	Ontario	California	Public	99,000	30,813
Barstow Community College	Barstow	California	Public	3,696,000	1,092,404
Beaumont Adult School	Beaumont	California	Public	284,000	78,477
Bergin College Of Canine Studies	Penngrove	California	Private not-for-profit	39,000	12,913

Coronavirus Response and Relief Supplemental Appropriations Act, 2021
Higher Education Emergency Relief Fund: Simulated Distribution of \$20.2 Billion Provided Under Section 314(a)(1)

Institution Name	City	State	Control	Simulated Total Allocation	Estimated Minimum Amount for Student Grants
Berkeley City College	Berkeley	California	Public	4,633,000	963,262
Bethesda University	Anaheim	California	Private not-for-profit	368,000	114,413
Biola University	La Mirada	California	Private not-for-profit	6,118,000	2,061,114
Brandman University	Irvine	California	Private not-for-profit	3,036,000	1,363,309
Butte College	Oroville	California	Public	14,220,000	3,806,981
Butte County Regional Occupational Program	Chico	California	Public	118,000	30,258
Cabrillo College	Aptos	California	Public	8,975,000	2,090,630
California Baptist University	Riverside	California	Private not-for-profit	13,115,000	4,483,559
California Christian College	Fresno	California	Private not-for-profit	27,000	6,180
California College Of The Arts	San Francisco	California	Private not-for-profit	2,033,000	701,793
California College San Diego	San Diego	California	Private not-for-profit	3,360,000	1,140,572
California Institute Of Advanced Management	Alhambra	California	Private not-for-profit	12,000	7,520
California Institute Of Integral Studies	San Francisco	California	Private not-for-profit	571,000	178,178
California Institute Of Technology	Pasadena	California	Private not-for-profit	624,000	454,391
California Institute Of The Arts	Valencia	California	Private not-for-profit	1,437,000	507,443
California Jazz Conservatory	Berkeley	California	Private not-for-profit	65,000	19,284
California Lutheran University	Thousand Oaks	California	Private not-for-profit	5,237,000	1,747,688
California Polytechnic State University	San Luis Obispo	California	Public	20,749,000	7,053,988
California State Polytechnic University, Pomona	Pomona	California	Public	48,250,000	15,484,045
California State University - Sacramento	Sacramento	California	Public	58,816,000	18,050,181
California State University Channel Islands	Camarillo	California	Public	13,970,000	4,312,005
California State University Maritime Academy	Vallejo	California	Public	1,387,000	492,879
California State University, Bakersfield	Bakersfield	California	Public	22,583,000	6,938,471
California State University, Chico	Chico	California	Public	31,258,000	10,136,696
California State University, Dominguez Hills	Carson	California	Public	31,326,000	9,791,639
California State University, East Bay	Hayward	California	Public	24,053,000	7,678,674
California State University, Fresno	Fresno	California	Public	52,107,000	16,486,054
California State University, Fullerton	Fullerton	California	Public	67,743,000	21,089,756
California State University, Long Beach	Long Beach	California	Public	67,010,000	20,998,720
California State University, Los Angeles	Los Angeles	California	Public	60,868,000	18,981,083
California State University, Monterey Bay	Seaside	California	Public	13,408,000	4,372,864
California State University, Northridge	Northridge	California	Public	73,451,000	22,730,164
California State University, San Bernardino	San Bernardino	California	Public	42,037,000	13,343,891
California State University, San Marcos	San Marcos	California	Public	26,066,000	8,121,518
California State University, Stanislaus	Turlock	California	Public	21,662,000	6,737,358
California Western School Of Law	San Diego	California	Private not-for-profit	153,000	98,355
Canada College	Redwood City	California	Public	2,929,000	584,272
Casa Loma College	Van Nuys	California	Private not-for-profit	728,000	253,255
Cbd College	Los Angeles	California	Private not-for-profit	1,658,000	479,658
Center For Employment Training	San Jose	California	Private not-for-profit	4,129,000	1,111,713
Cerritos Community College	Norwalk	California	Public	25,744,000	6,554,225
Cerro Coso Community College	Ridgecrest	California	Public	2,679,000	555,479
Chabot College	Hayward	California	Public	9,325,000	2,227,420
Chaffey Community College	Rancho Cucamonga	California	Public	24,441,000	5,906,242
Chapman University	Orange	California	Private not-for-profit	7,932,000	2,752,615

Coronavirus Response and Relief Supplemental Appropriations Act, 2021
Higher Education Emergency Relief Fund: Simulated Distribution of \$20.2 Billion Provided Under Section 314(a)(1)

Institution Name	City	State	Control	Simulated Total Allocation	Estimated Minimum Amount for Student Grants
Charles A. Jones Career And Education Center	Sacramento	California	Public	667,000	182,855
Charles R. Drew University Of Medicine And Science	Los Angeles	California	Private not-for-profit	563,000	180,239
Chicago School Of Professional Psychology	Los Angeles	California	Private not-for-profit	997,000	406,056
Church Divinity School Of The Pacific	Berkeley	California	Private not-for-profit	15,000	9,392
Citrus College	Glendora	California	Public	14,543,000	3,888,708
City College Of San Francisco	San Francisco	California	Public	15,866,000	3,601,937
Claremont Graduate University	Claremont	California	Private not-for-profit	230,000	147,554
Claremont Mckenna College	Claremont	California	Private not-for-profit	604,000	427,790
Claremont School Of Theology	Claremont	California	Private not-for-profit	52,000	33,052
Clovis Adult Education	Clovis	California	Public	418,000	83,006
Clovis Community College	Fresno	California	Public	6,710,000	1,504,492
Coastline Community College	Fountain Valley	California	Public	2,135,000	748,105
College Of Alameda	Alameda	California	Public	3,021,000	648,585
College Of Marin	Kentfield	California	Public	3,365,000	680,973
College Of San Mateo	San Mateo	California	Public	4,659,000	1,054,430
College Of The Canyons	Santa Clarita	California	Public	14,188,000	3,288,367
College Of The Desert	Palm Desert	California	Public	14,281,000	3,679,673
College Of The Redwoods	Eureka	California	Public	5,500,000	1,327,245
College Of The Sequoias	Visalia	California	Public	17,408,000	4,408,430
College Of The Siskiyous	Weed	California	Public	1,929,000	429,630
Columbia College	Sonora	California	Public	2,337,000	544,288
Columbia College Hollywood	Tarzana	California	Private not-for-profit	2,078,000	702,919
Community Christian College	Redlands	California	Private not-for-profit	302,000	71,987
Community Enhancement Services	Burbank	California	Private not-for-profit	436,000	133,518
Concordia University	Irvine	California	Private not-for-profit	2,821,000	1,000,799
Contra Costa College	San Pablo	California	Public	6,005,000	1,317,944
Copper Mountain College	Joshua Tree	California	Public	2,962,000	722,481
Cosumnes River College	Sacramento	California	Public	12,501,000	3,009,474
Crafton Hills College	Yucaipa	California	Public	4,057,000	1,012,965
Cuesta College	San Luis Obispo	California	Public	8,110,000	1,878,790
Cuyamaca College	El Cajon	California	Public	7,350,000	1,636,361
Cypress College	Cypress	California	Public	15,439,000	3,711,967
De Anza Community College	Cupertino	California	Public	14,383,000	3,740,629
Dell'Arte International School Of Physical Theatre	Blue Lake	California	Private not-for-profit	11,000	7,275
Diablo Valley College	Pleasant Hill	California	Public	13,934,000	3,495,639
Dominican School Of Philosophy And Theology	Berkeley	California	Private not-for-profit	11,000	6,838
Dominican University Of California	San Rafael	California	Private not-for-profit	1,894,000	622,392
Dongguk University Los Angeles	Los Angeles	California	Private not-for-profit	80,000	30,229
Downey Adult School	Downey	California	Public	2,156,000	628,358
East Los Angeles College	Monterey Park	California	Public	27,796,000	5,540,522
East San Gabriel Valley Rop And Technical Center	West Covina	California	Public	541,000	127,506
El Camino College	Torrance	California	Public	24,886,000	6,045,990
Epic Bible College	Sacramento	California	Private not-for-profit	225,000	55,900
Evergreen Valley College	San Jose	California	Public	9,067,000	2,027,993
Feather River College	Quincy	California	Public	1,282,000	329,577

Coronavirus Response and Relief Supplemental Appropriations Act, 2021
Higher Education Emergency Relief Fund: Simulated Distribution of \$20.2 Billion Provided Under Section 314(a)(1)

Institution Name	City	State	Control	Simulated Total Allocation	Estimated Minimum Amount for Student Grants
Fielding Graduate University	Santa Barbara	California	Private not-for-profit	180,000	115,599
Folsom Lake College	Folsom	California	Public	6,522,000	1,558,935
Foothill College	Los Altos Hills	California	Public	6,010,000	1,314,719
Franciscan School Of Theology	Oceanside	California	Private not-for-profit	6,000	3,928
Fresno City College	Fresno	California	Public	26,188,000	5,913,449
Fresno Pacific University	Fresno	California	Private not-for-profit	7,198,000	2,248,779
Fuller Theological Seminary	Pasadena	California	Private not-for-profit	229,000	146,671
Fullerton College	Fullerton	California	Public	20,481,000	5,014,367
Gavilan College	Gilroy	California	Public	5,225,000	1,210,099
Gemological Institute Of America	Carlsbad	California	Private not-for-profit	287,000	88,071
Glendale Community College	Glendale	California	Public	18,803,000	5,184,480
Golden Gate University	San Francisco	California	Private not-for-profit	842,000	248,074
Golden West College	Huntington Beach	California	Public	9,807,000	2,300,071
Grace Mission University	Fullerton	California	Private not-for-profit	127,000	35,614
Graduate Theological Union	Berkeley	California	Private not-for-profit	46,000	29,534
Grossmont College	El Cajon	California	Public	15,744,000	3,810,781
Hacienda La Puente Adult Education	La Puente	California	Public	797,000	194,152
Hartnell Community College	Salinas	California	Public	9,306,000	1,837,670
Harvey Mudd College	Claremont	California	Private not-for-profit	726,000	258,166
High Tech High Graduate School Of Education	San Diego	California	Private not-for-profit	5,000	3,055
Holy Names University	Oakland	California	Private not-for-profit	1,419,000	447,724
Homestead Schools	Torrance	California	Private not-for-profit	558,000	154,878
Hope International University	Fullerton	California	Private not-for-profit	1,247,000	428,928
Humboldt State University	Arcata	California	Public	16,163,000	5,251,499
Humphreys University	Stockton	California	Private not-for-profit	743,000	215,071
Hypnosis Motivation Institute	Tarzana	California	Private not-for-profit	126,000	28,272
Icohs College	San Diego	California	Private not-for-profit	111,000	20,964
Imperial Valley College	Imperial	California	Public	12,626,000	2,564,575
Irvine Valley College	Irvine	California	Public	9,403,000	2,345,905
John F. Kennedy University	Pleasant Hill	California	Private not-for-profit	343,000	104,408
John Paul The Great Catholic University	Escondido	California	Private not-for-profit	511,000	172,903
Keck Graduate Institute Of Applied Life Sciences	Claremont	California	Private not-for-profit	147,000	94,559
La Sierra University	Riverside	California	Private not-for-profit	3,551,000	1,072,090
Laguna College Of Art And Design	Laguna Beach	California	Private not-for-profit	1,033,000	330,740
Lake Tahoe Community College	South Lake Tahoe	California	Public	1,207,000	200,463
Laney College	Oakland	California	Public	8,532,000	1,739,735
Las Positas College	Livermore	California	Public	6,014,000	1,489,746
Lassen College	Susanville	California	Public	918,000	199,502
Life Chiropractic College West	Hayward	California	Private not-for-profit	134,000	85,614
Life Pacific University	San Dimas	California	Private not-for-profit	1,020,000	350,042
Lincoln University	Oakland	California	Private not-for-profit	418,000	155,054
Loma Linda University	Loma Linda	California	Private not-for-profit	2,735,000	901,759
Long Beach City College	Long Beach	California	Public	29,890,000	7,575,529
Los Angeles City College	Los Angeles	California	Public	13,262,000	2,735,636
Los Angeles County College Of Nursing And Allied Health	Los Angeles	California	Public	339,000	87,031

Coronavirus Response and Relief Supplemental Appropriations Act, 2021
Higher Education Emergency Relief Fund: Simulated Distribution of \$20.2 Billion Provided Under Section 314(a)(1)

Institution Name	City	State	Control	Simulated Total Allocation	Estimated Minimum Amount for Student Grants
Los Angeles Harbor College	Wilmington	California	Public	6,852,000	1,583,070
Los Angeles Mission College	Sylmar	California	Public	7,592,000	1,581,242
Los Angeles Pacific University	San Dimas	California	Private not-for-profit	677,000	677,000
Los Angeles Pierce College	Woodland Hills	California	Public	17,001,000	4,018,398
Los Angeles Southwest College	Los Angeles	California	Public	5,639,000	1,178,427
Los Angeles Trade-Technical College	Los Angeles	California	Public	13,434,000	2,598,115
Los Angeles Valley College	Valley Glen	California	Public	14,769,000	3,391,312
Los Medanos College	Pittsburg	California	Public	8,424,000	1,994,486
Loyola Marymount University	Los Angeles	California	Private not-for-profit	7,075,000	2,365,568
Marshall B. Ketchum University	Fullerton	California	Private not-for-profit	114,000	72,889
Marymount California University	Rancho Palos Verdes	California	Private not-for-profit	1,348,000	439,233
Master'S University And Seminary (The)	Santa Clarita	California	Private not-for-profit	1,578,000	514,220
Mendocino College	Ukiah	California	Public	3,387,000	710,919
Menlo College	Atherton	California	Private not-for-profit	1,104,000	372,195
Merced Community College	Merced	California	Public	13,537,000	3,348,246
Merritt College	Oakland	California	Public	3,923,000	854,642
Mills College	Oakland	California	Private not-for-profit	1,740,000	567,791
Miracosta College	Oceanside	California	Public	11,959,000	3,043,503
Mission College	Santa Clara	California	Public	4,930,000	1,039,976
Modesto Junior College	Modesto	California	Public	20,269,000	5,184,752
Monterey Peninsula College	Monterey	California	Public	5,760,000	1,259,817
Moorpark College	Moorpark	California	Public	10,447,000	2,708,780
Moreno Valley College	Moreno Valley	California	Public	9,040,000	1,973,922
Mount Diablo Adult Education	Concord	California	Public	147,000	34,479
Mount Saint Mary'S University	Los Angeles	California	Private not-for-profit	5,120,000	1,612,874
Mount San Antonio College	Walnut	California	Public	34,193,000	8,892,980
Mt. San Jacinto College	San Jacinto	California	Public	19,834,000	4,856,555
Napa Valley College	Napa	California	Public	4,353,000	1,095,541
National University	La Jolla	California	Private not-for-profit	9,109,000	2,748,749
Norco College	Norco	California	Public	8,259,000	1,867,528
Notre Dame De Namur University	Belmont	California	Private not-for-profit	1,846,000	569,725
Ntma Training Centers Of Southern California	Santa Fe Springs	California	Private not-for-profit	689,000	213,985
Occidental College	Los Angeles	California	Private not-for-profit	2,113,000	737,337
Ohlone College	Fremont	California	Public	5,607,000	1,331,994
Orange Coast College	Costa Mesa	California	Public	18,377,000	4,620,234
Otis College Of Art & Design	Los Angeles	California	Private not-for-profit	1,659,000	550,254
Oxnard College	Oxnard	California	Public	7,583,000	1,717,606
Pacific Oaks College	Pasadena	California	Private not-for-profit	782,000	231,119
Pacific School Of Religion	Berkeley	California	Private not-for-profit	19,000	12,221
Pacific States University	Los Angeles	California	Private not-for-profit	10,000	6,693
Pacific Union College	Angwin	California	Private not-for-profit	1,831,000	569,112
Palo Alto University	Palo Alto	California	Private not-for-profit	432,000	159,856
Palo Verde College	Blythe	California	Public	1,071,000	196,583
Palomar College	San Marcos	California	Public	17,004,000	4,050,431
Pardee Rand Graduate School	Santa Monica	California	Private not-for-profit	23,000	14,840

Coronavirus Response and Relief Supplemental Appropriations Act, 2021
Higher Education Emergency Relief Fund: Simulated Distribution of \$20.2 Billion Provided Under Section 314(a)(1)

Institution Name	City	State	Control	Simulated Total Allocation	Estimated Minimum Amount for Student Grants
Pasadena City College	Pasadena	California	Public	29,787,000	7,792,025
Pepperdine University	Malibu	California	Private not-for-profit	5,175,000	1,868,416
Pitzer College	Claremont	California	Private not-for-profit	902,000	312,931
Point Loma Nazarene University	San Diego	California	Private not-for-profit	4,588,000	1,481,847
Pomona Adult School	Pomona	California	Public	404,000	122,997
Pomona College	Claremont	California	Private not-for-profit	917,000	642,822
Porterville College	Porterville	California	Public	6,137,000	1,567,377
Presbyterian Theological Seminary In America	Santa Fe Springs	California	Private not-for-profit	80,000	30,743
Presidio Graduate School	San Francisco	California	Private not-for-profit	30,000	19,204
Providence Christian College	Pasadena	California	Private not-for-profit	302,000	97,915
Reedley College	Reedley	California	Public	10,212,000	2,306,946
Rio Hondo Community College	Whittier	California	Public	15,961,000	3,224,388
Riverside City College	Riverside	California	Public	24,093,000	5,710,766
Riverside County Office Of Education	Indio	California	Public	371,000	93,228
Sacramento City College	Sacramento	California	Public	18,153,000	4,312,019
Saddleback College	Mission Viejo	California	Public	9,605,000	2,376,052
Saint Mary'S College Of California	Moraga	California	Private not-for-profit	3,733,000	1,262,868
Samuel Merritt University	Oakland	California	Private not-for-profit	1,282,000	429,763
San Bernardino Valley College	San Bernardino	California	Public	14,243,000	3,633,282
San Diego Christian College	Santee	California	Private not-for-profit	708,000	239,953
San Diego City College	San Diego	California	Public	12,028,000	2,541,151
San Diego Mesa College	San Diego	California	Public	14,178,000	3,180,760
San Diego Miramar College	San Diego	California	Public	9,130,000	1,772,949
San Diego State University	San Diego	California	Public	45,187,000	14,827,467
San Francisco Art Institute	San Francisco	California	Private not-for-profit	453,000	141,583
San Francisco Conservatory Of Music	San Francisco	California	Private not-for-profit	340,000	124,508
San Francisco State University	San Francisco	California	Public	46,582,000	14,467,974
San Joaquin College Of Law	Clovis	California	Private not-for-profit	33,000	21,241
San Joaquin Delta College	Stockton	California	Public	16,496,000	4,358,715
San Jose City College	San Jose	California	Public	5,591,000	1,202,482
San Jose State University	San Jose	California	Public	46,501,000	14,925,773
Santa Ana College	Santa Ana	California	Public	14,637,000	2,917,198
Santa Barbara And Ventura Colleges Of Law (The)	Ventura	California	Private not-for-profit	71,000	27,158
Santa Barbara City College	Santa Barbara	California	Public	11,833,000	3,072,714
Santa Clara University	Santa Clara	California	Private not-for-profit	5,119,000	1,775,339
Santa Monica College	Santa Monica	California	Public	24,676,000	6,413,757
Santa Rosa Junior College	Santa Rosa	California	Public	13,346,000	3,076,421
Santiago Canyon College	Orange	California	Public	6,580,000	1,523,953
Saybrook University	Oakland	California	Private not-for-profit	3,000	1,735
Scripps College	Claremont	California	Private not-for-profit	780,000	273,042
Shasta Bible College And Graduate School	Redding	California	Private not-for-profit	52,000	19,100
Shasta College	Redding	California	Public	8,786,000	2,151,637
Sierra College	Rocklin	California	Public	16,090,000	4,046,791
Simpson University	Redding	California	Private not-for-profit	1,510,000	469,215
Skyline College	San Bruno	California	Public	5,802,000	1,284,790

Coronavirus Response and Relief Supplemental Appropriations Act, 2021
Higher Education Emergency Relief Fund: Simulated Distribution of \$20.2 Billion Provided Under Section 314(a)(1)

Institution Name	City	State	Control	Simulated Total Allocation	Estimated Minimum Amount for Student Grants
Soka University Of America	Aliso Viejo	California	Private not-for-profit	502,000	175,563
Solano Community College	Fairfield	California	Public	6,758,000	1,625,107
Sonoma State University	Rohnert Park	California	Public	13,870,000	4,552,724
South Baylo University	Anaheim	California	Private not-for-profit	222,000	106,866
Southern California Institute Of Architecture (The)	Los Angeles	California	Private not-for-profit	460,000	169,810
Southern California Seminary	El Cajon	California	Private not-for-profit	71,000	23,604
Southern California University Of Health Sciences	Whittier	California	Private not-for-profit	783,000	201,773
Southwestern Community College District	Chula Vista	California	Public	19,480,000	4,877,632
Southwestern Law School	Los Angeles	California	Private not-for-profit	165,000	106,060
Stanford University	Stanford	California	Private not-for-profit	5,331,000	3,688,334
Starr King School For The Ministry	Berkeley	California	Private not-for-profit	19,000	11,930
Sum Bible College & Theological Seminary	El Dorado Hills	California	Private not-for-profit	242,000	215,305
Taft College	Taft	California	Public	4,114,000	619,455
Thomas Aquinas College	Santa Paula	California	Private not-for-profit	500,000	177,437
Thomas Jefferson School Of Law	San Diego	California	Private not-for-profit	91,000	58,342
Touro University	Vallejo	California	Private not-for-profit	1,046,000	398,674
Touro University Worldwide	Los Alamitos	California	Private not-for-profit	314,000	202,884
Tri-Community Adult Education	Covina	California	Public	172,000	34,360
Ukiah Adult School	Ukiah	California	Public	72,000	24,799
University Of California, Berkeley	Berkeley	California	Public	44,411,000	15,317,314
University Of California, Davis	Davis	California	Public	50,763,000	16,941,882
University Of California, Hastings College Of The Law	San Francisco	California	Public	216,000	138,309
University Of California, Irvine	Irvine	California	Public	53,751,000	18,410,815
University Of California, Los Angeles	Los Angeles	California	Public	52,123,000	18,012,435
University Of California, Merced	Merced	California	Public	19,696,000	6,518,949
University Of California, Riverside	Riverside	California	Public	45,478,000	14,922,313
University Of California, San Diego	La Jolla	California	Public	50,983,000	17,444,885
University Of California, San Francisco	San Francisco	California	Public	677,000	433,978
University Of California, Santa Barbara	Santa Barbara	California	Public	37,368,000	12,602,098
University Of California, Santa Cruz	Santa Cruz	California	Public	28,458,000	9,663,601
University Of La Verne	La Verne	California	Private not-for-profit	9,594,000	2,992,489
University Of Redlands	Redlands	California	Private not-for-profit	5,046,000	1,719,010
University Of Saint Katherine	San Marcos	California	Private not-for-profit	395,000	123,469
University Of San Diego	San Diego	California	Private not-for-profit	6,498,000	2,267,276
University Of San Francisco	San Francisco	California	Private not-for-profit	10,741,000	3,669,944
University Of Southern California	Los Angeles	California	Private not-for-profit	28,795,000	10,081,280
University Of The Pacific	Stockton	California	Private not-for-profit	7,318,000	2,582,435
University Of The West	Rosemead	California	Private not-for-profit	247,000	70,043
Vanguard University Of Southern California	Costa Mesa	California	Private not-for-profit	3,289,000	959,916
Ventura Adult And Continuing Education	Ventura	California	Public	374,000	103,649
Ventura College	Ventura	California	Public	10,295,000	2,489,769
Victor Valley Community College	Victorville	California	Public	17,137,000	4,301,922
West Hills College Lemoore	Lemoore	California	Public	5,154,000	1,303,072
West Hills Community College	Coalinga	California	Public	1,684,000	529,333
West Los Angeles College	Culver City	California	Public	5,901,000	1,379,905

Coronavirus Response and Relief Supplemental Appropriations Act, 2021
Higher Education Emergency Relief Fund: Simulated Distribution of \$20.2 Billion Provided Under Section 314(a)(1)

Institution Name	City	State	Control	Simulated Total Allocation	Estimated Minimum Amount for Student Grants
West Valley College	Saratoga	California	Public	4,427,000	1,063,040
Western University Of Health Sciences	Pomona	California	Private not-for-profit	862,000	552,850
Westminster Theological Seminary In California	Escondido	California	Private not-for-profit	28,000	17,895
Westmont College	Santa Barbara	California	Private not-for-profit	1,340,000	475,496
Whittier College	Whittier	California	Private not-for-profit	2,834,000	939,775
William Jessup University	Rocklin	California	Private not-for-profit	2,346,000	762,368
Woodbury University	Burbank	California	Private not-for-profit	1,934,000	599,740
Woodland Community College	Woodland	California	Public	3,751,000	845,537
World Mission University	Los Angeles	California	Private not-for-profit	127,000	40,191
Wright Institute (The)	Berkeley	California	Private not-for-profit	113,000	72,744
Yeshiva Ohr Elchonon Chabad - West Coast Talmudical Seminary	Los Angeles	California	Private not-for-profit	428,000	143,467
Yo San University Of Traditional Chinese Medicine	Los Angeles	California	Private not-for-profit	46,000	29,534
Yuba College	Marysville	California	Public	7,859,000	2,021,459
Totals: California				\$2,769,735,000	\$793,075,498
Adams State University	Alamosa	Colorado	Public	\$2,924,000	\$978,457
Aims Community College	Greeley	Colorado	Public	5,573,000	1,334,594
Arapahoe Community College	Littleton	Colorado	Public	5,309,000	1,217,805
Collegiamerica Denver	Denver	Colorado	Private not-for-profit	1,396,000	472,192
Colorado Christian University	Lakewood	Colorado	Private not-for-profit	5,552,000	1,643,857
Colorado College	Colorado Springs	Colorado	Private not-for-profit	1,645,000	578,696
Colorado Mesa University	Grand Junction	Colorado	Public	11,969,000	3,636,190
Colorado Mountain College	Glenwood Springs	Colorado	Public	3,736,000	877,334
Colorado Northwestern Community College	Rangely	Colorado	Public	884,000	205,999
Colorado School Of Mines	Golden	Colorado	Public	4,956,000	1,724,558
Colorado State University	Fort Collins	Colorado	Public	28,075,000	9,220,856
Colorado State University-Global Campus	Aurora	Colorado	Public	1,799,000	1,799,000
Colorado State University-Pueblo	Pueblo	Colorado	Public	7,632,000	1,990,931
Community College Of Aurora	Aurora	Colorado	Public	7,216,000	1,591,813
Community College Of Denver	Denver	Colorado	Public	9,970,000	2,376,589
Denver Seminary	Littleton	Colorado	Private not-for-profit	107,000	68,887
Emily Griffith Technical College	Denver	Colorado	Public	2,953,000	914,363
Fort Lewis College	Durango	Colorado	Public	4,881,000	1,524,319
Front Range Community College	Westminster	Colorado	Public	15,971,000	3,849,235
Iliff School Of Theology	Denver	Colorado	Private not-for-profit	30,000	19,555
Institute Of Taoist Education And Acupuncture	Louisville	Colorado	Private not-for-profit	9,000	5,529
Lamar Community College	Lamar	Colorado	Public	1,072,000	301,210
Metropolitan State University Of Denver	Denver	Colorado	Public	26,032,000	7,437,042
Montessori Casa International	Denver	Colorado	Private not-for-profit	3,000	1,746
Morgan Community College	Fort Morgan	Colorado	Public	965,000	251,629
Naropa University	Boulder	Colorado	Private not-for-profit	1,052,000	328,406
Nazarene Bible College	Colorado Springs	Colorado	Private not-for-profit	65,000	49,879
Northeastern Junior College	Sterling	Colorado	Public	1,718,000	445,180
Otero Junior College	La Junta	Colorado	Public	1,808,000	458,461
Pickens Technical College	Aurora	Colorado	Public	1,398,000	419,959

Coronavirus Response and Relief Supplemental Appropriations Act, 2021
Higher Education Emergency Relief Fund: Simulated Distribution of \$20.2 Billion Provided Under Section 314(a)(1)

Institution Name	City	State	Control	Simulated Total Allocation	Estimated Minimum Amount for Student Grants
Pikes Peak Community College	Colorado Springs	Colorado	Public	16,009,000	4,128,889
Pueblo Community College	Pueblo	Colorado	Public	7,983,000	1,934,227
Red Rocks Community College	Lakewood	Colorado	Public	6,867,000	1,684,509
Regis University	Denver	Colorado	Private not-for-profit	4,274,000	1,386,343
Rocky Mountain Montessori Teacher Training Program	Boulder	Colorado	Private not-for-profit	37,000	10,294
Rolf Institute Of Structural Integration (The)	Boulder	Colorado	Private not-for-profit	50,000	11,710
Technical College Of The Rockies	Delta	Colorado	Public	262,000	64,487
Trinidad State Junior College	Trinidad	Colorado	Public	2,077,000	539,203
University Of Colorado Boulder	Boulder	Colorado	Public	28,094,000	9,462,204
University Of Colorado Colorado Springs	Colorado Springs	Colorado	Public	13,966,000	4,149,823
University Of Colorado Denver	Denver	Colorado	Public	18,930,000	5,290,042
University Of Denver	Denver	Colorado	Private not-for-profit	6,933,000	2,398,135
University Of Northern Colorado	Greeley	Colorado	Public	12,739,000	4,036,107
Western Colorado University	Gunnison	Colorado	Public	2,440,000	688,670
Totals: Colorado				\$277,361,000	\$81,508,902
Charter Oak State College	New Britain	Connecticut	Public	\$338,000	\$338,000
Albertus Magnus College	New Haven	Connecticut	Private not-for-profit	2,332,000	742,460
Asnuntuck Community College	Enfield	Connecticut	Public	2,778,000	638,719
Capital Community College	Hartford	Connecticut	Public	5,014,000	1,092,011
Central Connecticut State University	New Britain	Connecticut	Public	14,864,000	4,525,507
Connecticut College	New London	Connecticut	Private not-for-profit	1,710,000	601,356
E C Goodwin Technical High School	Bristol	Connecticut	Public	107,000	36,252
Eastern Connecticut State University	Willimantic	Connecticut	Public	7,018,000	2,220,863
Fairfield University	Fairfield	Connecticut	Private not-for-profit	3,221,000	1,071,679
Gateway Community College	New Haven	Connecticut	Public	9,741,000	2,188,362
Goodwin University	East Hartford	Connecticut	Private not-for-profit	5,064,000	1,388,899
Hartford Seminary	Hartford	Connecticut	Private not-for-profit	13,000	8,504
Holy Apostles College & Seminary	Cromwell	Connecticut	Private not-for-profit	65,000	21,261
Housatonic Community College	Bridgeport	Connecticut	Public	7,840,000	1,785,435
Howell Cheney Technical High School	Hartford	Connecticut	Public	40,000	15,823
Manchester Community College	Manchester	Connecticut	Public	7,453,000	1,679,601
Middlesex Community College	Middletown	Connecticut	Public	2,982,000	685,690
Mitchell College	New London	Connecticut	Private not-for-profit	1,009,000	308,264
Naugatuck Valley Community College	Waterbury	Connecticut	Public	8,465,000	1,946,764
Northwestern Connecticut Community College	Winsted	Connecticut	Public	1,391,000	319,133
Norwalk Community College	Norwalk	Connecticut	Public	6,920,000	1,623,831
Platt Technical High School	Milford	Connecticut	Public	45,000	16,287
Quinebaug Valley Community College	Danielson	Connecticut	Public	2,045,000	461,524
Quinnipiac University	Hamden	Connecticut	Private not-for-profit	7,645,000	2,747,600
Sacred Heart University	Fairfield	Connecticut	Private not-for-profit	6,481,000	2,246,589
Southern Connecticut State University	New Haven	Connecticut	Public	13,497,000	4,240,084
Three Rivers Community College	Norwich	Connecticut	Public	5,309,000	1,179,615
Trinity College	Hartford	Connecticut	Private not-for-profit	1,944,000	688,222
Tunxis Community College	Farmington	Connecticut	Public	4,955,000	1,165,753

Coronavirus Response and Relief Supplemental Appropriations Act, 2021
Higher Education Emergency Relief Fund: Simulated Distribution of \$20.2 Billion Provided Under Section 314(a)(1)

Institution Name	City	State	Control	Simulated Total Allocation	Estimated Minimum Amount for Student Grants
University Of Bridgeport	Bridgeport	Connecticut	Private not-for-profit	5,638,000	1,765,969
University Of Connecticut	Storrs	Connecticut	Public	32,294,000	10,829,423
University Of Hartford	West Hartford	Connecticut	Private not-for-profit	7,050,000	2,313,588
University Of New Haven	West Haven	Connecticut	Private not-for-profit	7,001,000	2,368,398
University Of Saint Joseph	West Hartford	Connecticut	Private not-for-profit	1,910,000	598,172
Wesleyan University	Middletown	Connecticut	Private not-for-profit	3,202,000	1,128,543
Western Connecticut State University	Danbury	Connecticut	Public	7,052,000	2,164,197
Yale University	New Haven	Connecticut	Private not-for-profit	4,558,000	3,425,570
Totals: Connecticut				\$198,991,000	\$60,577,937
Delaware College Of Art And Design	Wilmington	Delaware	Private not-for-profit	\$248,000	\$84,077
Delaware State University	Dover	Delaware	Public	8,474,000	2,784,960
Delaware Technical Community College	Dover	Delaware	Public	18,948,000	4,705,200
Goldey-Beacom College	Wilmington	Delaware	Private not-for-profit	1,644,000	520,010
Margaret H. Rollins School Of Nursing At Beebe Medical Center	Lewes	Delaware	Private not-for-profit	81,000	24,706
Polytech Adult Education	Woodside	Delaware	Public	102,000	23,717
University Of Delaware	Newark	Delaware	Public	17,761,000	6,119,405
Wesley College	Dover	Delaware	Private not-for-profit	2,462,000	751,035
Wilmington University	New Castle	Delaware	Private not-for-profit	6,843,000	2,257,487
Totals: Delaware				\$56,563,000	\$17,270,595
American University (The)	Washington	District of Columbia	Private not-for-profit	\$9,274,000	\$3,188,009
Catholic University Of America (The)	Washington	District of Columbia	Private not-for-profit	3,440,000	1,208,286
Dominican House Of Studies	Washington	District of Columbia	Private not-for-profit	24,000	15,276
Gallaudet University	Washington	District of Columbia	Private not-for-profit	2,585,000	835,498
George Washington University	Washington	District of Columbia	Private not-for-profit	13,903,000	4,793,265
Georgetown University	Washington	District of Columbia	Private not-for-profit	9,261,000	3,123,322
Howard University	Washington	District of Columbia	Private not-for-profit	12,755,000	4,367,622
Institute Of World Politics (The)	Washington	District of Columbia	Private not-for-profit	29,000	18,768
National Conservatory Of Dramatic Arts	Washington	District of Columbia	Private not-for-profit	58,000	20,261
Pontifical John Paul Ii Institute For Studies On Marriage And Family	Washington	District of Columbia	Private not-for-profit	10,000	6,111
Trinity Washington University	Washington	District of Columbia	Private not-for-profit	3,324,000	980,376
University Of The District Of Columbia	Washington	District of Columbia	Public	6,756,000	1,804,763
Wesley Theological Seminary	Washington	District of Columbia	Private not-for-profit	111,000	71,460
Totals: District of Columbia				\$61,530,000	\$20,433,014
College Of Micronesia-Fsm	Pohnpei	Federated States of Micronesia	Public	\$6,698,000	\$1,820,157
Totals: Federated States of Micronesia				\$6,698,000	\$1,820,157
Academy For Five Element Acupuncture	Gainesville	Florida	Private not-for-profit	\$17,000	\$10,912
Academy For Nursing And Health Occupations	West Palm Beach	Florida	Private not-for-profit	1,138,000	270,695
Adventhealth University	Orlando	Florida	Private not-for-profit	2,044,000	611,121
Altierus Career College	Tampa	Florida	Private not-for-profit	4,252,000	1,262,418
Aparicio-Levy Technical College	Tampa	Florida	Public	123,000	22,655
Atlantic Institute Of Oriental Medicine	Fort Lauderdale	Florida	Private not-for-profit	102,000	65,324

Coronavirus Response and Relief Supplemental Appropriations Act, 2021
Higher Education Emergency Relief Fund: Simulated Distribution of \$20.2 Billion Provided Under Section 314(a)(1)

Institution Name	City	State	Control	Simulated Total Allocation	Estimated Minimum Amount for Student Grants
Atlantic Technical College	Coconut Creek	Florida	Public	1,794,000	382,082
Ave Maria School Of Law	Naples	Florida	Private not-for-profit	58,000	37,245
Ave Maria University	Ave Maria	Florida	Private not-for-profit	1,333,000	463,890
Baptist College Of Florida (The)	Graceville	Florida	Private not-for-profit	518,000	197,043
Barry University	Miami	Florida	Private not-for-profit	7,965,000	2,571,699
Beacon College	Leesburg	Florida	Private not-for-profit	596,000	202,715
Bethune Cookman University	Daytona Beach	Florida	Private not-for-profit	10,370,000	3,405,251
Big Bend Technical College	Perry	Florida	Public	349,000	99,079
Brewster Technical College	Tampa	Florida	Public	477,000	89,951
Broward College	Fort Lauderdale	Florida	Public	57,988,000	14,545,451
Cape Coral Technical College	Cape Coral	Florida	Public	638,000	179,092
Charlotte Technical College	Port Charlotte	Florida	Public	465,000	124,396
Chipola College	Marianna	Florida	Public	2,345,000	641,246
City College	Altamonte Springs	Florida	Private not-for-profit	578,000	146,173
City College	Fort Lauderdale	Florida	Private not-for-profit	2,675,000	672,048
College Of Central Florida	Ocala	Florida	Public	10,159,000	2,773,854
College Of The Florida Keys (The)	Key West	Florida	Public	980,000	252,928
D. A. Dorsey Technical College	Miami	Florida	Public	146,000	25,558
Daytona State College	Daytona Beach	Florida	Public	15,896,000	4,452,866
Dragon Rises College Of Oriental Medicine	Gainesville	Florida	Private not-for-profit	14,000	9,020
Eastern Florida State College	Cocoa	Florida	Public	17,970,000	4,994,181
Eckerd College	Saint Petersburg	Florida	Private not-for-profit	2,227,000	780,972
Edward Waters College	Jacksonville	Florida	Private not-for-profit	3,073,000	680,605
Embry-Riddle Aeronautical University	Daytona Beach	Florida	Private not-for-profit	14,211,000	4,842,858
Emerald Coast Technical College	DeFuniak Springs	Florida	Public	514,000	152,555
English Center (The)	Miami	Florida	Public	183,000	45,984
Erwin Technical College	Tampa	Florida	Public	2,364,000	483,605
Everglades University	Boca Raton	Florida	Private not-for-profit	1,655,000	680,014
Flagler College	Saint Augustine	Florida	Private not-for-profit	4,132,000	1,356,397
Flagler Technical Institute	Palm Coast	Florida	Public	103,000	16,742
Florida Agricultural & Mechanical University	Tallahassee	Florida	Public	20,485,000	6,542,663
Florida Atlantic University	Boca Raton	Florida	Public	39,004,000	11,807,937
Florida College	Temple Terrace	Florida	Private not-for-profit	686,000	222,628
Florida Gateway College	Lake City	Florida	Public	3,255,000	944,171
Florida Gulf Coast University	Fort Myers	Florida	Public	18,096,000	5,743,810
Florida Institute Of Technology	Melbourne	Florida	Private not-for-profit	6,573,000	2,095,823
Florida International University	Miami	Florida	Public	69,318,000	21,530,979
Florida Memorial University	Miami Gardens	Florida	Private not-for-profit	3,352,000	1,077,322
Florida Panhandle Technical College	Chipley	Florida	Public	750,000	189,031
Florida Polytechnic University	Lakeland	Florida	Public	1,886,000	626,652
Florida School Of Traditional Midwifery	Gainesville	Florida	Private not-for-profit	80,000	17,636
Florida Southern College	Lakeland	Florida	Private not-for-profit	3,476,000	1,167,996
Florida Southwestern State College	Fort Myers	Florida	Public	18,888,000	4,968,499
Florida State College At Jacksonville	Jacksonville	Florida	Public	31,606,000	7,517,258
Florida State University	Tallahassee	Florida	Public	45,080,000	15,083,914

Coronavirus Response and Relief Supplemental Appropriations Act, 2021
Higher Education Emergency Relief Fund: Simulated Distribution of \$20.2 Billion Provided Under Section 314(a)(1)

Institution Name	City	State	Control	Simulated Total Allocation	Estimated Minimum Amount for Student Grants
Fort Myers Technical College	Fort Myers	Florida	Public	1,093,000	255,787
Fred K. Marchman Technical College	New Port Richey	Florida	Public	636,000	160,135
Gadsden Technical Institute	Quincy	Florida	Public	61,000	20,567
George Stone Technical College	Pensacola	Florida	Public	896,000	223,467
George T. Baker Aviation Technical College	Miami	Florida	Public	1,356,000	312,489
Gulf Coast State College	Panama City	Florida	Public	5,140,000	1,330,735
Hillsborough Community College	Tampa	Florida	Public	33,976,000	8,883,134
Hobe Sound Bible College	Hobe Sound	Florida	Private not-for-profit	179,000	68,873
Hodges University	Naples	Florida	Private not-for-profit	2,077,000	641,720
Immokalee Technical College	Immokalee	Florida	Public	337,000	90,677
Indian River State College	Fort Pierce	Florida	Public	19,600,000	5,163,547
International Training Careers	Miami	Florida	Private not-for-profit	584,000	198,647
Jacksonville University	Jacksonville	Florida	Private not-for-profit	3,697,000	1,217,423
Keiser University	Fort Lauderdale	Florida	Private not-for-profit	36,541,000	13,222,313
Lake Sumter State College	Leesburg	Florida	Public	4,837,000	1,275,190
Lake Technical College	Eustis	Florida	Public	1,110,000	287,282
Lindsey Hopkins Technical College	Miami	Florida	Public	1,109,000	250,846
Lively Technical College	Tallahassee	Florida	Public	1,732,000	471,249
Lorenzo Walker Technical College	Naples	Florida	Public	850,000	246,410
Lynn University	Boca Raton	Florida	Private not-for-profit	2,908,000	1,035,938
Manatee Technical College	Bradenton	Florida	Public	1,815,000	507,737
Marion Technical College	Ocala	Florida	Public	1,028,000	270,862
Miami Dade College	Miami	Florida	Public	98,159,000	25,270,369
Miami Lakes Educational Center And Technical College	Miami Lakes	Florida	Public	859,000	181,239
New College Of Florida	Sarasota	Florida	Public	1,201,000	418,585
North Florida College	Madison	Florida	Public	1,514,000	400,742
North Florida Technical College	Starke	Florida	Public	245,000	67,426
Northwest Florida State College	Niceville	Florida	Public	5,069,000	1,380,250
Nova Southeastern University	Fort Lauderdale	Florida	Private not-for-profit	11,572,000	3,970,597
Okaloosa Technical College And Choice High School	Fort Walton Beach	Florida	Public	764,000	196,665
Orange Technical College - Mid Florida Campus	Orlando	Florida	Public	1,391,000	269,173
Orange Technical College - Orlando Campus	Orlando	Florida	Public	689,000	127,634
Orange Technical College - Westside Campus	Winter Garden	Florida	Public	805,000	146,928
Orange Technical College-Winter Park Campus	Winter Park	Florida	Public	697,000	132,849
Osceola Technical College	Kissimmee	Florida	Public	1,117,000	295,002
Palm Beach Atlantic University	West Palm Beach	Florida	Private not-for-profit	3,855,000	1,198,524
Palm Beach State College	Lake Worth	Florida	Public	40,281,000	10,098,718
Pasco - Hernando State College	New Port Richey	Florida	Public	13,707,000	3,608,454
Pensacola State College	Pensacola	Florida	Public	12,405,000	3,268,470
Pinellas Technical College - Clearwater Campus	Clearwater	Florida	Public	1,179,000	266,557
Pinellas Technical College - St. Petersburg Campus	Saint Petersburg	Florida	Public	1,495,000	314,513
Polk State College	Winter Haven	Florida	Public	12,962,000	3,396,025
Radford M. Locklin Technical College	Milton	Florida	Public	422,000	88,552
Remington College-Heathrow Campus	Lake Mary	Florida	Private not-for-profit	159,000	159,000
Ridge Technical College	Winter Haven	Florida	Public	950,000	258,225

Coronavirus Response and Relief Supplemental Appropriations Act, 2021
Higher Education Emergency Relief Fund: Simulated Distribution of \$20.2 Billion Provided Under Section 314(a)(1)

Institution Name	City	State	Control	Simulated Total Allocation	Estimated Minimum Amount for Student Grants
Ringling College Of Art And Design	Sarasota	Florida	Private not-for-profit	1,915,000	636,610
Riveroak Technical College	Live Oak	Florida	Public	529,000	134,580
Robert Morgan Educational Center And Technical College	Miami	Florida	Public	910,000	223,591
Rollins College	Winter Park	Florida	Private not-for-profit	3,861,000	1,346,056
Saber College	Miami	Florida	Private not-for-profit	605,000	191,384
Saint Johns River State College	Palatka	Florida	Public	6,402,000	1,668,969
Saint Leo University	Saint Leo	Florida	Private not-for-profit	10,021,000	3,420,794
Saint Thomas University	Miami Gardens	Florida	Private not-for-profit	2,672,000	676,190
Santa Fe College	Gainesville	Florida	Public	15,319,000	4,232,725
Seminole State College Of Florida	Sanford	Florida	Public	17,667,000	4,711,030
Sheridan Technical College	Hollywood	Florida	Public	2,058,000	567,546
South Dade Technical College-South Dade Skills Center Campus	Leisure City	Florida	Public	222,000	41,681
South Florida Bible College And Theological Seminary	Deerfield Beach	Florida	Private not-for-profit	256,000	49,424
South Florida State College	Avon Park	Florida	Public	4,325,000	1,120,723
Southeastern University	Lakeland	Florida	Private not-for-profit	8,845,000	2,665,284
St. John Vianney College Seminary	Miami	Florida	Private not-for-profit	61,000	19,023
St. Johns County School District	Saint Augustine	Florida	Public	475,000	154,178
St. Petersburg College	Clearwater	Florida	Public	28,313,000	8,212,741
St. Vincent De Paul Regional Seminary	Boynton Beach	Florida	Private not-for-profit	32,000	20,223
State College Of Florida, Manatee-Sarasota	Bradenton	Florida	Public	10,556,000	2,805,633
Stetson University	DeLand	Florida	Private not-for-profit	5,179,000	1,812,292
Suncoast Technical College	Sarasota	Florida	Public	924,000	212,911
Suncoast Technical Education Center	Brooksville	Florida	Public	41,000	8,970
Sunstate Academy	Fort Myers	Florida	Private not-for-profit	947,000	239,041
Sunstate Academy	Clearwater	Florida	Private not-for-profit	1,625,000	407,389
Tallahassee Community College	Tallahassee	Florida	Public	15,338,000	4,188,792
Talmudic College Of Florida	Miami Beach	Florida	Private not-for-profit	39,000	13,750
Tom P. Haney Technical Center	Panama City	Florida	Public	1,036,000	269,980
Traviss Technical College	Lakeland	Florida	Public	1,132,000	322,397
Treasure Coast Technical College	Vero Beach	Florida	Public	119,000	26,958
Trinity Baptist College	Jacksonville	Florida	Private not-for-profit	718,000	233,954
Trinity College Of Florida	Trinity	Florida	Private not-for-profit	367,000	114,442
Ultimate Medical Academy	Clearwater	Florida	Private not-for-profit	9,239,000	8,600,575
University Of Central Florida	Orlando	Florida	Public	86,718,000	27,738,625
University Of Florida	Gainesville	Florida	Public	48,655,000	16,559,206
University Of Fort Lauderdale	Lauderhill	Florida	Private not-for-profit	136,000	30,672
University Of Miami	Coral Gables	Florida	Private not-for-profit	11,731,000	4,107,545
University Of North Florida	Jacksonville	Florida	Public	19,491,000	6,129,098
University Of South Florida	Tampa	Florida	Public	57,765,000	18,619,874
University Of Tampa (The)	Tampa	Florida	Private not-for-profit	10,115,000	3,470,722
University Of West Florida (The)	Pensacola	Florida	Public	12,348,000	4,056,694
Valencia College	Orlando	Florida	Public	57,598,000	15,379,102
Warner University	Lake Wales	Florida	Private not-for-profit	1,858,000	678,051
Webber International University	Babson Park	Florida	Private not-for-profit	2,366,000	783,270
William T Mcfatter Technical College	Davie	Florida	Public	1,120,000	304,988

Coronavirus Response and Relief Supplemental Appropriations Act, 2021
Higher Education Emergency Relief Fund: Simulated Distribution of \$20.2 Billion Provided Under Section 314(a)(1)

Institution Name	City	State	Control	Simulated Total Allocation	Estimated Minimum Amount for Student Grants
Withlacoochee Technical College	Inverness	Florida	Public	723,000	201,878
Yeshiva Gedolah Rabbinical College	Miami Beach	Florida	Private not-for-profit	76,000	27,627
Totals: Florida				\$1,227,494,000	\$366,171,617
Abraham Baldwin Agricultural College	Tifton	Georgia	Public	\$6,283,000	\$1,812,704
Agnes Scott College	Decatur	Georgia	Private not-for-profit	1,697,000	574,115
Albany State University	Albany	Georgia	Public	10,454,000	2,853,544
Albany Technical College	Albany	Georgia	Public	5,134,000	1,628,575
Andrew College	Cuthbert	Georgia	Private not-for-profit	594,000	185,936
Athens Technical College	Athens	Georgia	Public	6,557,000	1,572,602
Atlanta Metropolitan	Atlanta	Georgia	Public	4,472,000	1,132,977
Atlanta Technical College	Atlanta	Georgia	Public	7,990,000	2,151,578
Augusta Technical College	Augusta	Georgia	Public	8,889,000	2,252,339
Augusta University	Augusta	Georgia	Public	9,734,000	3,138,671
Berry College	Mount Berry	Georgia	Private not-for-profit	1,161,000	794,906
Beulah Heights University	Atlanta	Georgia	Private not-for-profit	574,000	148,563
Brenau University	Gainesville	Georgia	Private not-for-profit	2,469,000	875,599
Brewton Parker College	Mount Vernon	Georgia	Private not-for-profit	931,000	233,592
Central Georgia Technical College	Warner Robins	Georgia	Public	11,244,000	2,979,144
Chattahoochee Technical College	Marietta	Georgia	Public	10,974,000	2,659,827
Clark Atlanta University	Atlanta	Georgia	Private not-for-profit	9,245,000	3,036,175
Clayton State University	Morrow	Georgia	Public	11,349,000	3,429,836
Coastal Pines Technical College	Waycross	Georgia	Public	4,140,000	940,069
College Of Coastal Georgia	Brunswick	Georgia	Public	5,137,000	1,477,993
Columbia Theological Seminary	Decatur	Georgia	Private not-for-profit	54,000	34,349
Columbus State University	Columbus	Georgia	Public	11,144,000	3,494,089
Columbus Technical College	Columbus	Georgia	Public	6,691,000	1,663,951
Covenant College	Lookout Mountain	Georgia	Private not-for-profit	1,205,000	411,376
Dalton State College	Dalton	Georgia	Public	8,508,000	2,487,155
East Georgia State College	Swainsboro	Georgia	Public	5,423,000	1,533,777
Emmanuel College	Franklin Springs	Georgia	Private not-for-profit	1,389,000	435,725
Emory University	Atlanta	Georgia	Private not-for-profit	5,580,000	3,993,171
Fort Valley State University	Fort Valley	Georgia	Public	6,629,000	2,137,220
Georgia College & State University	Milledgeville	Georgia	Public	6,197,000	2,121,014
Georgia Gwinnett College	Lawrenceville	Georgia	Public	23,835,000	6,778,165
Georgia Highlands College	Rome	Georgia	Public	8,299,000	2,281,118
Georgia Institute Of Technology	Atlanta	Georgia	Public	16,026,000	5,707,039
Georgia Military College	Milledgeville	Georgia	Public	12,336,000	3,403,340
Georgia Northwestern Technical College	Rome	Georgia	Public	7,011,000	1,907,180
Georgia Piedmont Technical College	Clarkston	Georgia	Public	5,631,000	1,513,726
Georgia Southern University	Statesboro	Georgia	Public	36,676,000	11,922,111
Georgia Southwestern State University	Americus	Georgia	Public	3,272,000	1,063,023
Georgia State University	Atlanta	Georgia	Public	80,003,000	23,454,926
Gordon State College	Barnesville	Georgia	Public	6,155,000	1,798,746
Grady Health System	Atlanta	Georgia	Public	133,000	45,397

Coronavirus Response and Relief Supplemental Appropriations Act, 2021
Higher Education Emergency Relief Fund: Simulated Distribution of \$20.2 Billion Provided Under Section 314(a)(1)

Institution Name	City	State	Control	Simulated Total Allocation	Estimated Minimum Amount for Student Grants
Gupton-Jones College Of Funeral Service	Decatur	Georgia	Private not-for-profit	516,000	166,943
Gwinnett Technical College	Lawrenceville	Georgia	Public	11,989,000	2,882,288
Helms College	Macon	Georgia	Private not-for-profit	1,023,000	301,498
Interdenominational Theological Center	Atlanta	Georgia	Private not-for-profit	35,000	22,209
Kennesaw State University	Kennesaw	Georgia	Public	46,366,000	14,745,964
Lagrange College	Lagrange	Georgia	Private not-for-profit	1,639,000	549,223
Lanier Technical College	Gainesville	Georgia	Public	4,554,000	1,149,329
Life University	Marietta	Georgia	Private not-for-profit	2,465,000	843,591
Luther Rice College & Seminary	Lithonia	Georgia	Private not-for-profit	121,000	82,515
Mercer University	Macon	Georgia	Private not-for-profit	8,073,000	2,751,963
Middle Georgia State University	Macon	Georgia	Public	11,163,000	3,417,084
Morehouse College	Atlanta	Georgia	Private not-for-profit	4,426,000	1,473,910
Morehouse School Of Medicine	Atlanta	Georgia	Private not-for-profit	115,000	73,762
North Georgia Technical College	Clarkesville	Georgia	Public	4,495,000	1,120,016
Oconee Fall Line Technical College	Sandersville	Georgia	Public	2,503,000	637,219
Ogeechee Technical College	Statesboro	Georgia	Public	3,346,000	908,177
Oglethorpe University	Atlanta	Georgia	Private not-for-profit	2,057,000	639,754
Paine College	Augusta	Georgia	Private not-for-profit	1,337,000	399,047
Piedmont College	Demorest	Georgia	Private not-for-profit	2,822,000	886,161
Point University	West Point	Georgia	Private not-for-profit	2,300,000	699,013
Reformed University	Lawrenceville	Georgia	Private not-for-profit	108,000	35,255
Reinhardt University	Waleska	Georgia	Private not-for-profit	2,119,000	711,200
Savannah College Of Art And Design	Savannah	Georgia	Private not-for-profit	12,569,000	4,233,826
Savannah State University	Savannah	Georgia	Public	10,211,000	3,268,466
Savannah Technical College	Savannah	Georgia	Public	6,801,000	1,747,542
Shorter University	Rome	Georgia	Private not-for-profit	2,105,000	705,040
South Georgia State College	Douglas	Georgia	Public	4,507,000	1,282,369
South Georgia Technical College	Americus	Georgia	Public	3,790,000	1,041,054
Southeastern Technical College	Vidalia	Georgia	Public	2,727,000	706,392
Southern Crescent Technical College	Griffin	Georgia	Public	8,424,000	2,183,144
Southern Regional Technical College	Thomasville	Georgia	Public	7,429,000	1,976,037
Spelman College	Atlanta	Georgia	Private not-for-profit	4,120,000	1,402,147
Thomas University	Thomasville	Georgia	Private not-for-profit	1,013,000	210,765
Toccoa Falls College	Toccoa Falls	Georgia	Private not-for-profit	1,028,000	367,620
Truett McConnell University	Cleveland	Georgia	Private not-for-profit	1,033,000	324,608
University Of Georgia	Athens	Georgia	Public	34,978,000	11,937,065
University Of North Georgia	Dahlonega	Georgia	Public	23,385,000	7,041,241
University Of West Georgia	Carrollton	Georgia	Public	18,289,000	6,205,730
Valdosta State University	Valdosta	Georgia	Public	16,093,000	5,385,699
Wesleyan College	Macon	Georgia	Private not-for-profit	1,003,000	298,901
West Georgia Technical College	Waco	Georgia	Public	9,799,000	2,407,403
Wiregrass Georgia Technical College	Valdosta	Georgia	Public	5,828,000	1,378,447
Young Harris College	Young Harris	Georgia	Private not-for-profit	1,576,000	519,660
Totals: Georgia				\$661,505,000	\$201,184,598

Coronavirus Response and Relief Supplemental Appropriations Act, 2021
Higher Education Emergency Relief Fund: Simulated Distribution of \$20.2 Billion Provided Under Section 314(a)(1)

Institution Name	City	State	Control	Simulated Total Allocation	Estimated Minimum Amount for Student Grants
Guam Community College	Mangilao	Guam	Public	\$3,215,000	\$574,675
Pacific Islands University	Mangilao	Guam	Private not-for-profit	205,000	63,220
University Of Guam	Mangilao	Guam	Public	6,898,000	2,297,349
Totals: Guam				\$10,318,000	\$2,935,244
Brigham Young University - Hawaii	Laie	Hawaii	Private not-for-profit	\$3,503,000	\$1,171,441
Chaminade University Of Honolulu	Honolulu	Hawaii	Private not-for-profit	2,624,000	826,400
Hawaii Community College	Hilo	Hawaii	Public	2,592,000	639,613
Hawaii Pacific University	Honolulu	Hawaii	Private not-for-profit	3,344,000	999,850
Honolulu Community College	Honolulu	Hawaii	Public	2,548,000	587,694
Kapiolani Community College	Honolulu	Hawaii	Public	4,535,000	1,095,471
Kauai Community College	Lihue	Hawaii	Public	1,274,000	280,842
Leeward Community College	Pearl City	Hawaii	Public	4,802,000	1,168,945
Pacific Rim Christian University	Honolulu	Hawaii	Private not-for-profit	275,000	78,285
University Of Hawaii - West Oahu	Kapolei	Hawaii	Public	2,853,000	839,500
University Of Hawaii At Hilo	Hilo	Hawaii	Public	5,015,000	1,558,363
University Of Hawaii At Manoa	Honolulu	Hawaii	Public	17,530,000	5,596,934
University Of Hawaii Maui College	Kahului	Hawaii	Public	2,716,000	650,954
Windward Community College	Kaneohe	Hawaii	Public	1,431,000	325,549
Totals: Hawaii				\$55,042,000	\$15,819,837
Boise Bible College	Boise	Idaho	Private not-for-profit	\$214,000	\$65,028
Boise State University	Boise	Idaho	Public	20,404,000	5,843,758
Brigham Young University - Idaho	Rexburg	Idaho	Private not-for-profit	34,991,000	11,667,312
College Of Eastern Idaho	Idaho Falls	Idaho	Public	2,086,000	503,847
College Of Idaho (The)	Caldwell	Idaho	Private not-for-profit	1,198,000	404,508
College Of Southern Idaho	Twin Falls	Idaho	Public	5,478,000	1,101,459
College Of Western Idaho	Nampa	Idaho	Public	10,429,000	2,134,324
Idaho State University	Pocatello	Idaho	Public	13,021,000	3,782,920
Lewis-Clark State College	Lewiston	Idaho	Public	3,863,000	1,105,886
North Idaho College	Coeur d'Alene	Idaho	Public	4,833,000	1,205,939
Northwest Nazarene University	Nampa	Idaho	Private not-for-profit	1,919,000	436,334
University Of Idaho	Moscow	Idaho	Public	11,692,000	3,580,648
Totals: Idaho				\$110,128,000	\$31,831,959
Adler University	Chicago	Illinois	Private not-for-profit	\$203,000	\$130,340
American Academy Of Art	Chicago	Illinois	Private not-for-profit	530,000	165,971
Augustana College	Rock Island	Illinois	Private not-for-profit	3,018,000	1,045,909
Aurora University	Aurora	Illinois	Private not-for-profit	7,551,000	2,522,842
Beck School Of Practical Nursing	Red Bud	Illinois	Public	401,000	137,201
Benedictine University	Lisle	Illinois	Private not-for-profit	5,466,000	1,820,946
Bexley Seabury Seminary Federation	Chicago	Illinois	Private not-for-profit	5,000	3,055
Black Hawk College	Moline	Illinois	Public	4,717,000	1,120,496
Blackburn University	Carlinville	Illinois	Private not-for-profit	1,380,000	456,532
Blessing Hospital	Quincy	Illinois	Private not-for-profit	345,000	111,434

Coronavirus Response and Relief Supplemental Appropriations Act, 2021
Higher Education Emergency Relief Fund: Simulated Distribution of \$20.2 Billion Provided Under Section 314(a)(1)

Institution Name	City	State	Control	Simulated Total Allocation	Estimated Minimum Amount for Student Grants
Bradley University	Peoria	Illinois	Private not-for-profit	6,422,000	2,287,007
Capital Area Career Center	Springfield	Illinois	Public	553,000	185,981
Carl Sandburg College	Galesburg	Illinois	Public	2,638,000	640,526
Catholic Theological Union At Chicago	Chicago	Illinois	Private not-for-profit	37,000	23,827
Chicago State University	Chicago	Illinois	Public	4,205,000	1,134,007
Chicago Theological Seminary	Chicago	Illinois	Private not-for-profit	13,000	8,529
City Colleges Of Chicago - Kennedy King College	Chicago	Illinois	Public	4,764,000	1,085,012
City Colleges Of Chicago - Malcolm X College	Chicago	Illinois	Public	10,304,000	2,496,879
City Colleges Of Chicago Harry S Truman College	Chicago	Illinois	Public	6,680,000	1,622,180
Coalition Of African American Nurses	Matteson	Illinois	Private not-for-profit	214,000	62,988
College Of Du Page	Glen Ellyn	Illinois	Public	20,832,000	4,708,443
College Of Lake County	Grayslake	Illinois	Public	11,558,000	2,563,521
Columbia College Chicago	Chicago	Illinois	Private not-for-profit	9,814,000	3,173,771
Concordia University	River Forest	Illinois	Private not-for-profit	3,257,000	1,185,787
Danville Area Community College	Danville	Illinois	Public	2,693,000	491,037
Depaul University	Chicago	Illinois	Private not-for-profit	22,662,000	7,423,610
Dominican University	River Forest	Illinois	Private not-for-profit	4,672,000	1,549,891
East-West University	Chicago	Illinois	Private not-for-profit	1,136,000	319,218
Eastern Illinois University	Charleston	Illinois	Public	7,950,000	2,405,390
Elgin Community College	Elgin	Illinois	Public	9,904,000	2,357,359
Elmhurst College	Elmhurst	Illinois	Private not-for-profit	4,951,000	1,690,323
Erikson Institute	Chicago	Illinois	Private not-for-profit	32,000	20,594
Eureka College	Eureka	Illinois	Private not-for-profit	960,000	312,455
Garrett - Evangelical Theological Seminary	Evanston	Illinois	Private not-for-profit	43,000	27,451
Governors State University	University Park	Illinois	Public	6,539,000	1,973,301
Graham Hospital School Of Nursing	Canton	Illinois	Private not-for-profit	76,000	19,640
Greenville University	Greenville	Illinois	Private not-for-profit	1,645,000	519,676
Harold Washington College	Chicago	Illinois	Public	11,696,000	2,932,475
Harper College	Palatine	Illinois	Public	12,544,000	2,828,258
Heartland Community College	Normal	Illinois	Public	4,726,000	1,068,477
Hebrew Theological College	Skokie	Illinois	Private not-for-profit	190,000	53,791
Highland Community College	Freeport	Illinois	Public	2,196,000	464,905
Illinois Central College	East Peoria	Illinois	Public	8,135,000	1,933,317
Illinois College	Jacksonville	Illinois	Private not-for-profit	1,815,000	619,656
Illinois College Of Optometry	Chicago	Illinois	Private not-for-profit	136,000	87,438
Illinois Eastern Community Colleges - Lincoln Trail College	Robinson	Illinois	Public	956,000	220,153
Illinois Eastern Community Colleges - Olney Central College	Olney	Illinois	Public	1,511,000	380,501
Illinois Eastern Community Colleges - Wabash Valley College	Mount Carmel	Illinois	Public	2,999,000	270,924
Illinois Eastern Community Colleges -Frontier Community College	Fairfield	Illinois	Public	1,509,000	140,664
Illinois Institute Of Technology	Chicago	Illinois	Private not-for-profit	5,552,000	1,889,000
Illinois State University	Normal	Illinois	Public	24,868,000	8,149,711
Illinois Valley Community College	Oglesby	Illinois	Public	3,183,000	701,561
Illinois Wesleyan University	Bloomington	Illinois	Private not-for-profit	1,943,000	670,840
Institute For Clinical Social Work	Chicago	Illinois	Private not-for-profit	12,000	7,857
John A. Logan College	Carterville	Illinois	Public	4,846,000	748,322

Coronavirus Response and Relief Supplemental Appropriations Act, 2021
Higher Education Emergency Relief Fund: Simulated Distribution of \$20.2 Billion Provided Under Section 314(a)(1)

Institution Name	City	State	Control	Simulated Total Allocation	Estimated Minimum Amount for Student Grants
John Marshall Law School (The)	Chicago	Illinois	Private not-for-profit	225,000	144,476
John Wood Community College	Quincy	Illinois	Public	2,665,000	689,896
Joliet Junior College	Joliet	Illinois	Public	12,272,000	2,828,813
Judson University	Elgin	Illinois	Private not-for-profit	2,097,000	682,542
Kankakee Community College	Kankakee	Illinois	Public	3,616,000	645,577
Kaskaskia College	Centralia	Illinois	Public	3,315,000	761,643
Kishwaukee College	Malta	Illinois	Public	3,372,000	806,763
Knox College	Galesburg	Illinois	Private not-for-profit	1,967,000	664,035
Lake Forest College	Lake Forest	Illinois	Private not-for-profit	2,296,000	773,134
Lake Forest Graduate School Of Management	Lake Forest	Illinois	Private not-for-profit	49,000	31,274
Lake Land College	Mattoon	Illinois	Public	5,733,000	1,280,280
Lakeview College Of Nursing	Danville	Illinois	Private not-for-profit	240,000	70,359
Lewis And Clark Community College	Godfrey	Illinois	Public	4,939,000	1,048,190
Lewis University	Romeoville	Illinois	Private not-for-profit	6,430,000	2,115,431
Lincoln Christian University	Lincoln	Illinois	Private not-for-profit	589,000	195,123
Lincoln College	Lincoln	Illinois	Private not-for-profit	2,276,000	639,754
Lincoln Land Community College	Springfield	Illinois	Public	6,374,000	1,430,725
Loyola University Chicago	Chicago	Illinois	Private not-for-profit	15,335,000	5,152,974
Lutheran School Of Theology At Chicago	Chicago	Illinois	Private not-for-profit	17,000	11,203
Maccormac College	Chicago	Illinois	Private not-for-profit	821,000	196,004
Macmurray College	Jacksonville	Illinois	Private not-for-profit	1,036,000	352,828
Mccormick Theological Seminary	Chicago	Illinois	Private not-for-profit	26,000	16,440
Mchenry County College	Crystal Lake	Illinois	Public	5,114,000	1,163,027
Mckendree University	Lebanon	Illinois	Private not-for-profit	2,702,000	895,151
Meadville Theological School Of Lombard College	Chicago	Illinois	Private not-for-profit	20,000	13,094
Methodist College	Peoria	Illinois	Private not-for-profit	1,283,000	378,002
Midwestern University	Downers Grove	Illinois	Private not-for-profit	1,759,000	1,127,563
Millikin University	Decatur	Illinois	Private not-for-profit	3,420,000	1,150,522
Monmouth College	Monmouth	Illinois	Private not-for-profit	1,569,000	534,702
Moody Bible Institute	Chicago	Illinois	Private not-for-profit	3,105,000	1,087,245
Moraine Valley Community College	Palos Hills	Illinois	Public	14,501,000	3,287,772
Morrison Institute Of Technology	Morrison	Illinois	Private not-for-profit	267,000	90,030
Morton College	Cicero	Illinois	Public	5,647,000	1,283,322
National Latino Education Institute	Chicago	Illinois	Private not-for-profit	63,000	20,441
National Louis University	Chicago	Illinois	Private not-for-profit	5,834,000	1,825,049
National University Of Health Sciences (The)	Lombard	Illinois	Private not-for-profit	377,000	145,318
North Central College	Naperville	Illinois	Private not-for-profit	3,625,000	1,207,141
North Park University	Chicago	Illinois	Private not-for-profit	3,776,000	1,223,436
Northeastern Illinois University	Chicago	Illinois	Public	11,284,000	3,069,452
Northern Baptist Theological Seminary	Lisle	Illinois	Private not-for-profit	13,000	8,497
Northern Illinois University	Dekalb	Illinois	Public	23,792,000	7,541,590
Northshore University Healthsystem School Of Nurse Anesthesia	Evanston	Illinois	Private not-for-profit	19,000	11,930
Northwestern University	Evanston	Illinois	Private not-for-profit	6,342,000	4,274,588
Oakton Community College	Des Plaines	Illinois	Public	6,937,000	1,428,420
Olive-Harvey College	Chicago	Illinois	Public	3,469,000	723,950

Coronavirus Response and Relief Supplemental Appropriations Act, 2021
Higher Education Emergency Relief Fund: Simulated Distribution of \$20.2 Billion Provided Under Section 314(a)(1)

Institution Name	City	State	Control	Simulated Total Allocation	Estimated Minimum Amount for Student Grants
Olivet Nazarene University	Bourbonnais	Illinois	Private not-for-profit	4,828,000	1,700,119
Parkland College	Champaign	Illinois	Public	7,256,000	1,730,502
Prairie State College	Chicago Heights	Illinois	Public	5,967,000	1,287,894
Quincy University	Quincy	Illinois	Private not-for-profit	1,663,000	527,696
Rend Lake College	Ina	Illinois	Public	2,703,000	598,132
Resurrection University	Chicago	Illinois	Private not-for-profit	1,654,000	545,635
Richard J Daley College-City Colleges Of Chicago	Chicago	Illinois	Public	6,077,000	1,505,999
Richland Community College	Decatur	Illinois	Public	3,237,000	715,755
Robert Morris University Illinois	Chicago	Illinois	Private not-for-profit	4,571,000	1,526,381
Rock Valley College	Rockford	Illinois	Public	6,801,000	1,679,203
Rockford University	Rockford	Illinois	Private not-for-profit	1,985,000	612,955
Roosevelt University	Chicago	Illinois	Private not-for-profit	4,752,000	1,525,739
Rosalind Franklin University Of Medicine And Science	North Chicago	Illinois	Private not-for-profit	468,000	300,296
Rush University	Chicago	Illinois	Private not-for-profit	966,000	347,881
Saint Anthony College Of Nursing	Rockford	Illinois	Private not-for-profit	414,000	122,756
Saint Augustine College	Chicago	Illinois	Private not-for-profit	2,929,000	748,491
Saint Francis Medical Center College Of Nursing	Peoria	Illinois	Private not-for-profit	569,000	191,178
Saint Xavier University	Chicago	Illinois	Private not-for-profit	6,471,000	2,117,571
Sauk Valley Community College	Dixon	Illinois	Public	2,038,000	490,206
School Of The Art Institute Of Chicago	Chicago	Illinois	Private not-for-profit	3,209,000	1,083,887
Shawnee Community College	Ullin	Illinois	Public	1,874,000	325,810
South Suburban College Of Cook County	South Holland	Illinois	Public	5,999,000	1,119,212
Southeastern Illinois College	Harrisburg	Illinois	Public	1,409,000	248,274
Southern Illinois University At Carbondale	Carbondale	Illinois	Public	14,202,000	4,769,318
Southern Illinois University Edwardsville	Edwardsville	Illinois	Public	15,595,000	4,994,197
Southwestern Illinois College	Belleville	Illinois	Public	10,402,000	2,398,758
Spertus College Of Judaica	Chicago	Illinois	Private not-for-profit	9,000	5,798
Spoon River College	Canton	Illinois	Public	1,476,000	360,824
St. John'S College	Springfield	Illinois	Private not-for-profit	151,000	53,478
Telshe Yeshiva-Chicago	Chicago	Illinois	Private not-for-profit	126,000	43,314
Trinity Christian College	Palos Heights	Illinois	Private not-for-profit	1,714,000	533,575
Trinity College Of Nursing & Health Sciences	Rock Island	Illinois	Private not-for-profit	246,000	69,777
Trinity International University	Deerfield	Illinois	Private not-for-profit	1,713,000	470,755
Triton College	River Grove	Illinois	Public	9,948,000	2,183,949
University Of Chicago (The)	Chicago	Illinois	Private not-for-profit	4,356,000	3,103,505
University Of Illinois At Chicago	Chicago	Illinois	Public	45,838,000	15,200,295
University Of Illinois At Springfield	Springfield	Illinois	Public	3,192,000	1,083,944
University Of Illinois At Urbana-Champaign	Champaign	Illinois	Public	44,976,000	16,279,089
University Of Saint Mary Of The Lake	Mundelein	Illinois	Private not-for-profit	34,000	21,532
University Of St. Francis	Joliet	Illinois	Private not-for-profit	2,795,000	883,837
Vandercook College Of Music	Chicago	Illinois	Private not-for-profit	350,000	79,113
Waubonsee Community College	Sugar Grove	Illinois	Public	7,650,000	1,657,366
Western Illinois University	Macomb	Illinois	Public	13,001,000	4,212,547
Wheaton College	Wheaton	Illinois	Private not-for-profit	2,940,000	1,018,872
Wilbur Wright College	Chicago	Illinois	Public	10,481,000	2,549,640

Coronavirus Response and Relief Supplemental Appropriations Act, 2021
Higher Education Emergency Relief Fund: Simulated Distribution of \$20.2 Billion Provided Under Section 314(a)(1)

Institution Name	City	State	Control	Simulated Total Allocation	Estimated Minimum Amount for Student Grants
Totals: Illinois				\$706,630,000	\$207,023,709
Anabaptist Mennonite Biblical Seminary	Elkhart	Indiana	Private not-for-profit	\$10,000	\$6,219
Ancilla Domini College	Donaldson	Indiana	Private not-for-profit	842,000	249,059
Anderson University	Anderson	Indiana	Private not-for-profit	2,419,000	806,080
Ball State University	Muncie	Indiana	Public	23,988,000	8,341,465
Bethany Theological Seminary	Richmond	Indiana	Private not-for-profit	4,000	2,774
Bethel University	Mishawaka	Indiana	Private not-for-profit	2,103,000	686,924
Butler University	Indianapolis	Indiana	Private not-for-profit	4,234,000	1,502,652
Calumet College Of Saint Joseph	Whiting	Indiana	Private not-for-profit	961,000	281,228
Christian Theological Seminary	Indianapolis	Indiana	Private not-for-profit	24,000	15,628
Concordia Theological Seminary	Fort Wayne	Indiana	Private not-for-profit	51,000	32,841
Depauw University	Greencastle	Indiana	Private not-for-profit	2,237,000	787,264
Earlham College	Richmond	Indiana	Private not-for-profit	1,382,000	480,340
Franklin College Of Indiana	Franklin	Indiana	Private not-for-profit	1,562,000	535,937
Goshen College	Goshen	Indiana	Private not-for-profit	1,230,000	401,456
Grace College And Theological Seminary	Winona Lake	Indiana	Private not-for-profit	2,393,000	825,851
Hanover College	Hanover	Indiana	Private not-for-profit	1,551,000	532,883
Holy Cross College	Notre Dame	Indiana	Private not-for-profit	704,000	234,796
Horizon University	Indianapolis	Indiana	Private not-for-profit	26,000	6,743
Huntington University	Huntington	Indiana	Private not-for-profit	1,553,000	502,131
Indiana Institute Of Technology	Fort Wayne	Indiana	Private not-for-profit	7,167,000	2,525,500
Indiana State University	Terre Haute	Indiana	Public	16,194,000	5,303,457
Indiana University - Bloomington	Bloomington	Indiana	Public	36,111,000	12,571,461
Indiana University - East	Richmond	Indiana	Public	2,400,000	831,361
Indiana University - Kokomo	Kokomo	Indiana	Public	4,288,000	1,306,810
Indiana University - Northwest	Gary	Indiana	Public	5,250,000	1,562,606
Indiana University - Purdue University Indianapolis	Indianapolis	Indiana	Public	33,507,000	10,813,673
Indiana University - South Bend	South Bend	Indiana	Public	7,671,000	2,324,259
Indiana University Southeast	New Albany	Indiana	Public	6,436,000	1,936,645
Indiana Wesleyan University	Marion	Indiana	Private not-for-profit	9,453,000	3,520,623
Ivy Tech Community College Of Indiana	Indianapolis	Indiana	Public	85,055,000	17,979,286
Manchester University	North Manchester	Indiana	Private not-for-profit	2,218,000	764,726
Marian University	Indianapolis	Indiana	Private not-for-profit	2,825,000	935,636
Martin University	Indianapolis	Indiana	Private not-for-profit	755,000	197,868
Mid America College Of Funeral Service	Jeffersonville	Indiana	Private not-for-profit	61,000	51,559
Oakland City University	Oakland City	Indiana	Private not-for-profit	944,000	240,911
Purdue University	West Lafayette	Indiana	Public	32,760,000	11,524,398
Purdue University Fort Wayne	Fort Wayne	Indiana	Public	10,513,000	2,863,653
Purdue University Global	Indianapolis	Indiana	Public	10,819,000	9,829,391
Purdue University Northwest	Hammond	Indiana	Public	10,817,000	3,120,499
Rose - Hulman Institute Of Technology	Terre Haute	Indiana	Private not-for-profit	1,699,000	595,754
Saint Elizabeth School Of Nursing	Lafayette	Indiana	Private not-for-profit	232,000	69,164
Saint Mary Of The Woods College	Saint Mary of the Woods	Indiana	Private not-for-profit	1,138,000	381,959
Saint Mary'S College	Notre Dame	Indiana	Private not-for-profit	1,801,000	611,821

Coronavirus Response and Relief Supplemental Appropriations Act, 2021
Higher Education Emergency Relief Fund: Simulated Distribution of \$20.2 Billion Provided Under Section 314(a)(1)

Institution Name	City	State	Control	Simulated Total Allocation	Estimated Minimum Amount for Student Grants
Saint Meinrad School Of Theology	St. Meinrad	Indiana	Private not-for-profit	32,000	20,449
Taylor University	Upland	Indiana	Private not-for-profit	1,705,000	561,656
Trine University	Angola	Indiana	Private not-for-profit	3,336,000	931,489
Union Bible College	Westfield	Indiana	Private not-for-profit	61,000	19,172
University Of Evansville	Evansville	Indiana	Private not-for-profit	2,554,000	841,826
University Of Indianapolis	Indianapolis	Indiana	Private not-for-profit	7,619,000	2,509,072
University Of Notre Dame	Notre Dame	Indiana	Private not-for-profit	3,941,000	2,900,622
University Of Saint Francis	Fort Wayne	Indiana	Private not-for-profit	3,112,000	998,565
University Of Southern Indiana	Evansville	Indiana	Public	10,230,000	3,182,141
Valparaiso University	Valparaiso	Indiana	Private not-for-profit	4,572,000	1,570,680
Vincennes University	Vincennes	Indiana	Public	10,607,000	2,492,264
Wabash College	Crawfordsville	Indiana	Private not-for-profit	1,177,000	405,462
Totals: Indiana				\$386,334,000	\$124,528,674
Allen College	Waterloo	Iowa	Private not-for-profit	\$476,000	\$146,448
Briar Cliff University	Sioux City	Iowa	Private not-for-profit	1,440,000	508,647
Buena Vista University	Storm Lake	Iowa	Private not-for-profit	2,094,000	768,896
Central College	Pella	Iowa	Private not-for-profit	1,440,000	464,289
Clarke University	Dubuque	Iowa	Private not-for-profit	1,164,000	396,342
Coe College	Cedar Rapids	Iowa	Private not-for-profit	2,209,000	762,824
Cornell College	Mount Vernon	Iowa	Private not-for-profit	1,242,000	422,781
Des Moines Area Community College	Ankeny	Iowa	Public	16,741,000	3,918,000
Des Moines University - Osteopathic Medical Center	Des Moines	Iowa	Private not-for-profit	329,000	211,145
Divine Word College	Epworth	Iowa	Private not-for-profit	78,000	26,030
Dordt University	Sioux Center	Iowa	Private not-for-profit	1,649,000	561,218
Drake University	Des Moines	Iowa	Private not-for-profit	3,508,000	1,126,113
Eastern Iowa Community College District	Davenport	Iowa	Public	6,567,000	1,486,856
Ellsworth Community College	Iowa Falls	Iowa	Public	1,249,000	374,972
Emmaus Bible College	Dubuque	Iowa	Private not-for-profit	466,000	158,872
Faith Baptist Bible College & Theological Seminary	Ankeny	Iowa	Private not-for-profit	488,000	155,517
Graceland University	Lamoni	Iowa	Private not-for-profit	2,054,000	677,600
Grand View University	Des Moines	Iowa	Private not-for-profit	2,900,000	929,664
Grinnell College	Grinnell	Iowa	Private not-for-profit	868,000	595,236
Hawkeye Community College	Waterloo	Iowa	Public	4,297,000	942,524
Indian Hills Community College	Ottumwa	Iowa	Public	4,144,000	1,164,829
Iowa Central Community College	Fort Dodge	Iowa	Public	6,435,000	1,651,599
Iowa Lakes Community College	Estherville	Iowa	Public	1,908,000	509,444
Iowa State University Of Science & Technology	Ames	Iowa	Public	32,543,000	11,010,429
Iowa Wesleyan University	Mount Pleasant	Iowa	Private not-for-profit	1,138,000	362,660
Iowa Western Community College	Council Bluffs	Iowa	Public	6,817,000	1,730,692
Kirkwood Community College	Cedar Rapids	Iowa	Public	13,548,000	3,386,305
Loras College	Dubuque	Iowa	Private not-for-profit	1,879,000	640,365
Luther College	Decorah	Iowa	Private not-for-profit	1,991,000	690,342
Maharishi International University	Fairfield	Iowa	Private not-for-profit	688,000	260,073
Marshalltown Community College	Marshalltown	Iowa	Public	1,360,000	351,314

Coronavirus Response and Relief Supplemental Appropriations Act, 2021
Higher Education Emergency Relief Fund: Simulated Distribution of \$20.2 Billion Provided Under Section 314(a)(1)

Institution Name	City	State	Control	Simulated Total Allocation	Estimated Minimum Amount for Student Grants
Mercy College Of Health Sciences	Des Moines	Iowa	Private not-for-profit	1,311,000	419,979
Morningside College	Sioux City	Iowa	Private not-for-profit	1,965,000	693,816
Mount Mercy University	Cedar Rapids	Iowa	Private not-for-profit	2,106,000	648,542
North Iowa Area Community College	Mason City	Iowa	Public	2,593,000	687,656
Northeast Iowa Community College	Calmar	Iowa	Public	3,984,000	972,790
Northwest Iowa Community College	Sheldon	Iowa	Public	962,000	252,268
Northwestern College	Orange City	Iowa	Private not-for-profit	1,301,000	461,389
Palmer College Of Chiropractic	Davenport	Iowa	Private not-for-profit	1,046,000	404,695
Saint Ambrose University	Davenport	Iowa	Private not-for-profit	3,176,000	1,040,466
Saint Luke'S Methodist Hospital School Of Radiologic Technology	Cedar Rapids	Iowa	Private not-for-profit	24,000	9,276
Shiloh University	Kalona	Iowa	Private not-for-profit	159,000	159,000
Simpson College	Indianola	Iowa	Private not-for-profit	2,165,000	742,525
Southeastern Community College	West Burlington	Iowa	Public	2,485,000	659,529
Southwestern Community College	Creston	Iowa	Public	1,242,000	353,694
St. Luke'S College	Sioux City	Iowa	Private not-for-profit	255,000	90,381
Unitypoint Health-Des Moines	Des Moines	Iowa	Private not-for-profit	29,000	10,858
University Of Dubuque	Dubuque	Iowa	Private not-for-profit	4,052,000	1,328,697
University Of Iowa	Iowa City	Iowa	Public	24,727,000	8,361,677
University Of Northern Iowa	Cedar Falls	Iowa	Public	12,142,000	3,892,369
Upper Iowa University	Fayette	Iowa	Private not-for-profit	4,549,000	1,381,188
Wartburg College	Waverly	Iowa	Private not-for-profit	1,860,000	644,635
Wartburg Theological Seminary	Dubuque	Iowa	Private not-for-profit	27,000	17,145
Western Iowa Tech Community College	Sioux City	Iowa	Public	4,574,000	1,200,809
William Penn University	Oskaloosa	Iowa	Private not-for-profit	2,435,000	795,670
Totals: Iowa				\$202,879,000	\$61,621,067
Allen County Community College	Iola	Kansas	Public	\$1,044,000	\$293,250
Baker University	Baldwin City	Kansas	Private not-for-profit	2,062,000	626,142
Barclay College	Haviland	Kansas	Private not-for-profit	381,000	130,309
Barton County Community College	Great Bend	Kansas	Public	2,617,000	506,091
Benedictine College	Atchison	Kansas	Private not-for-profit	2,109,000	710,248
Bethany College	Lindsborg	Kansas	Private not-for-profit	1,566,000	502,744
Bethel College	North Newton	Kansas	Private not-for-profit	811,000	267,686
Butler County Community College	El Dorado	Kansas	Public	7,896,000	2,034,966
Central Christian College Of Kansas	McPherson	Kansas	Private not-for-profit	907,000	348,492
Cleveland University-Kansas City	Overland Park	Kansas	Private not-for-profit	332,000	111,906
Cloud County Community College	Concordia	Kansas	Public	1,656,000	417,649
Coffeyville Community College	Coffeyville	Kansas	Public	2,410,000	628,936
Colby Community College	Colby	Kansas	Public	1,027,000	269,724
Cowley County Community College & Area Vocational Technical School	Arkansas City	Kansas	Public	2,618,000	728,357
Dodge City Community College	Dodge City	Kansas	Public	1,865,000	488,632
Donnelly College	Kansas City	Kansas	Private not-for-profit	643,000	147,416
Emporia State University	Emporia	Kansas	Public	5,810,000	2,037,810
Flint Hills Technical College	Emporia	Kansas	Public	770,000	161,252
Fort Hays State University	Hays	Kansas	Public	6,099,000	2,662,038

Coronavirus Response and Relief Supplemental Appropriations Act, 2021
Higher Education Emergency Relief Fund: Simulated Distribution of \$20.2 Billion Provided Under Section 314(a)(1)

Institution Name	City	State	Control	Simulated Total Allocation	Estimated Minimum Amount for Student Grants
Fort Scott Community College	Fort Scott	Kansas	Public	2,137,000	535,763
Friends University	Wichita	Kansas	Private not-for-profit	1,822,000	562,039
Garden City Community College	Garden City	Kansas	Public	2,511,000	666,003
Haskell Indian Nations University	Lawrence	Kansas	Public	1,793,000	555,739
Hesston College	Hesston	Kansas	Private not-for-profit	680,000	222,233
Highland Community College	Highland	Kansas	Public	2,279,000	557,635
Hutchinson Community College	Hutchinson	Kansas	Public	5,045,000	1,273,268
Independence Community College	Independence	Kansas	Public	1,438,000	396,404
Johnson County Community College	Overland Park	Kansas	Public	11,818,000	2,672,143
Kansas Christian College	Overland Park	Kansas	Private not-for-profit	243,000	77,629
Kansas City Kansas Community College	Kansas City	Kansas	Public	6,605,000	1,593,546
Kansas State University	Manhattan	Kansas	Public	19,939,000	6,583,277
Kansas Wesleyan University	Salina	Kansas	Private not-for-profit	1,327,000	432,731
Labette Community College	Parsons	Kansas	Public	1,973,000	409,120
Manhattan Area Technical College	Manhattan	Kansas	Public	791,000	186,921
Manhattan Christian College	Manhattan	Kansas	Private not-for-profit	343,000	104,477
Mcpherson College	McPherson	Kansas	Private not-for-profit	1,207,000	397,688
Midamerica Nazarene University	Olathe	Kansas	Private not-for-profit	2,181,000	630,857
Neosho County Community College	Chanute	Kansas	Public	1,746,000	424,169
Newman University	Wichita	Kansas	Private not-for-profit	2,047,000	509,923
North Central Kansas Technical College	Beloit	Kansas	Public	943,000	254,273
Northwest Kansas Technical College	Goodland	Kansas	Public	835,000	241,643
Ottawa University	Ottawa	Kansas	Private not-for-profit	3,204,000	1,104,817
Pittsburg State University	Pittsburg	Kansas	Public	8,429,000	2,783,385
Pratt Community College	Pratt	Kansas	Public	1,044,000	299,182
Saint Paul School Of Theology	Leawood	Kansas	Private not-for-profit	16,000	10,336
Salina Area Technical College	Salina	Kansas	Public	494,000	103,980
Seward County Community College	Liberal	Kansas	Public	1,520,000	381,280
Southwestern College	Winfield	Kansas	Private not-for-profit	1,112,000	376,206
Sterling College	Sterling	Kansas	Private not-for-profit	1,105,000	338,458
Tabor College	Hillsboro	Kansas	Private not-for-profit	878,000	289,791
University Of Kansas	Lawrence	Kansas	Public	22,981,000	7,799,823
University Of Saint Mary	Leavenworth	Kansas	Private not-for-profit	1,598,000	526,475
Washburn University - Topeka	Topeka	Kansas	Public	7,999,000	2,356,087
Wichita State University	Wichita	Kansas	Public	15,089,000	4,847,233
Wichita State University Campus Of Applied Sciences And Technology	Wichita	Kansas	Public	5,391,000	1,268,899
Totals: Kansas				\$183,186,000	\$54,847,069
Alice Lloyd College	Pippa Passes	Kentucky	Private not-for-profit	\$1,198,000	\$377,320
Asbury Theological Seminary	Wilmore	Kentucky	Private not-for-profit	203,000	130,184
Asbury University	Wilmore	Kentucky	Private not-for-profit	1,758,000	627,559
Ashland Community And Technical College	Ashland	Kentucky	Public	3,928,000	1,109,563
Bellarmino University	Louisville	Kentucky	Private not-for-profit	3,656,000	1,249,639
Berea College	Berea	Kentucky	Private not-for-profit	5,247,000	1,758,138
Big Sandy Community And Technical College	Prestonsburg	Kentucky	Public	4,480,000	1,064,887

Coronavirus Response and Relief Supplemental Appropriations Act, 2021
Higher Education Emergency Relief Fund: Simulated Distribution of \$20.2 Billion Provided Under Section 314(a)(1)

Institution Name	City	State	Control	Simulated Total Allocation	Estimated Minimum Amount for Student Grants
Bluegrass Community & Technical College	Lexington	Kentucky	Public	10,809,000	2,911,560
Brescia University	Owensboro	Kentucky	Private not-for-profit	1,050,000	340,047
Brighton Center'S Center For Employment Training	Newport	Kentucky	Private not-for-profit	227,000	46,319
Campbellsville University	Campbellsville	Kentucky	Private not-for-profit	6,298,000	1,702,734
Centre College Of Kentucky	Danville	Kentucky	Private not-for-profit	1,416,000	493,387
Clear Creek Baptist Bible College	Pineville	Kentucky	Private not-for-profit	107,000	43,692
Eastern Kentucky University	Richmond	Kentucky	Public	18,413,000	5,938,384
Elizabethtown Community	Elizabethtown	Kentucky	Public	6,141,000	1,397,367
Employment Solutions	Lexington	Kentucky	Private not-for-profit	467,000	137,785
Gateway Community And Technical College	Florence	Kentucky	Public	4,185,000	1,015,892
Georgetown College	Georgetown	Kentucky	Private not-for-profit	1,568,000	548,413
Hazard Community And Technical College	Hazard	Kentucky	Public	3,031,000	746,167
Henderson Community College	Henderson	Kentucky	Public	1,803,000	467,329
Hopkinsville Community College	Hopkinsville	Kentucky	Public	3,417,000	898,663
Jefferson Community And Technical College	Louisville	Kentucky	Public	12,602,000	3,013,847
Kentucky Christian University	Grayson	Kentucky	Private not-for-profit	931,000	299,551
Kentucky Mountain Bible College	Jackson	Kentucky	Private not-for-profit	117,000	37,400
Kentucky State University	Frankfort	Kentucky	Public	2,763,000	702,039
Kentucky Wesleyan College	Owensboro	Kentucky	Private not-for-profit	1,385,000	431,602
Lexington Theological Seminary	Lexington	Kentucky	Private not-for-profit	6,000	3,874
Lindsey Wilson College	Columbia	Kentucky	Private not-for-profit	4,199,000	1,407,930
Louisville Presbyterian Theological Seminary	Louisville	Kentucky	Private not-for-profit	35,000	22,696
Madisonville Community College	Madisonville	Kentucky	Public	2,899,000	620,526
Maysville Community And Technical College	Maysville	Kentucky	Public	4,549,000	1,218,198
Midway University	Midway	Kentucky	Private not-for-profit	1,657,000	581,436
Morehead State University	Morehead	Kentucky	Public	11,108,000	3,251,220
Murray State University	Murray	Kentucky	Public	10,390,000	3,327,385
Northern Kentucky University	Highland Heights	Kentucky	Public	13,683,000	4,393,482
Owensboro Community & Technical College	Owensboro	Kentucky	Public	4,192,000	1,013,862
Simmons College Of Kentucky	Louisville	Kentucky	Private not-for-profit	466,000	120,403
Somerset Community College	Somerset	Kentucky	Public	6,991,000	2,140,723
Southcentral Kentucky Community And Technical College	Bowling Green	Kentucky	Public	5,306,000	1,315,244
Southeast Kentucky Community And Technical College	Cumberland	Kentucky	Public	3,840,000	903,497
Spalding University	Louisville	Kentucky	Private not-for-profit	1,932,000	626,878
Thomas More University	Crestview Hills	Kentucky	Private not-for-profit	2,403,000	699,608
Transylvania University	Lexington	Kentucky	Private not-for-profit	1,237,000	439,443
Union College	Barbourville	Kentucky	Private not-for-profit	2,082,000	750,425
University Of Kentucky	Lexington	Kentucky	Public	26,800,000	9,107,529
University Of Louisville	Louisville	Kentucky	Public	20,454,000	6,488,395
University Of Pikeville	Pikeville	Kentucky	Private not-for-profit	2,716,000	799,266
University Of The Cumberlands	Williamsburg	Kentucky	Private not-for-profit	5,341,000	1,767,399
West Kentucky Community And Technical College	Paducah	Kentucky	Public	5,993,000	1,381,257
Western Kentucky University	Bowling Green	Kentucky	Public	18,854,000	5,803,247
Totals: Kentucky				\$254,333,000	\$75,673,378

Coronavirus Response and Relief Supplemental Appropriations Act, 2021
Higher Education Emergency Relief Fund: Simulated Distribution of \$20.2 Billion Provided Under Section 314(a)(1)

Institution Name	City	State	Control	Simulated Total Allocation	Estimated Minimum Amount for Student Grants
Academy Of Interactive Entertainment	Lafayette	Louisiana	Private not-for-profit	\$140,000	\$44,273
Baton Rouge Community College	Baton Rouge	Louisiana	Public	13,676,000	3,448,013
Baton Rouge General Medical Center	Baton Rouge	Louisiana	Private not-for-profit	181,000	34,655
Bossier Parish Community College	Bossier City	Louisiana	Public	9,454,000	2,360,956
Centenary College Of Louisiana	Shreveport	Louisiana	Private not-for-profit	885,000	304,478
Central Louisiana Technical Community College	Alexandria	Louisiana	Public	3,274,000	737,361
Delgado Community College	New Orleans	Louisiana	Public	25,443,000	6,161,191
Digital Media Institute At Intertech	Shreveport	Louisiana	Private not-for-profit	38,000	9,612
Dillard University	New Orleans	Louisiana	Private not-for-profit	3,744,000	1,221,405
Elaine P. Nunez Community College	Chalmette	Louisiana	Public	3,630,000	846,550
Franciscan Missionaries Of Our Lady University	Baton Rouge	Louisiana	Private not-for-profit	1,328,000	376,716
Grambling State University	Grambling	Louisiana	Public	11,924,000	3,772,194
L. E. Fletcher Technical Community College	Schriever	Louisiana	Public	3,050,000	778,560
Louisiana College	Pineville	Louisiana	Private not-for-profit	1,863,000	584,753
Louisiana Delta Community College	Monroe	Louisiana	Public	6,407,000	1,646,878
Louisiana State University & Agricultural & Mechanical College	Baton Rouge	Louisiana	Public	28,940,000	9,566,144
Louisiana State University At Alexandria	Alexandria	Louisiana	Public	3,851,000	1,209,278
Louisiana State University At Eunice	Eunice	Louisiana	Public	4,090,000	1,119,100
Louisiana State University Health Sciences Center	New Orleans	Louisiana	Public	1,934,000	695,618
Louisiana State University Health Sciences Center In Shreveport	Shreveport	Louisiana	Public	422,000	158,496
Louisiana State University In Shreveport	Shreveport	Louisiana	Public	3,825,000	1,317,943
Louisiana Tech University	Ruston	Louisiana	Public	11,526,000	3,580,444
Loyola University New Orleans	New Orleans	Louisiana	Private not-for-profit	4,547,000	1,575,629
Mcneese State University	Lake Charles	Louisiana	Public	8,915,000	2,907,181
Nicholls State University	Thibodaux	Louisiana	Public	8,401,000	2,689,760
Northshore Technical Community College	Lacombe	Louisiana	Public	5,063,000	1,051,650
Northwest Louisiana Technical Community College	Minden	Louisiana	Public	2,389,000	568,335
Northwestern State University	Natchitoches	Louisiana	Public	10,893,000	3,827,517
River Parishes Community College	Gonzales	Louisiana	Public	2,901,000	516,842
Saint Joseph Seminary College	St. Benedict	Louisiana	Private not-for-profit	143,000	49,189
South Louisiana Community College	Lafayette	Louisiana	Public	11,192,000	2,872,975
Southeastern Louisiana University	Hammond	Louisiana	Public	18,666,000	5,381,142
Southern University And Agricultural & Mechanical Colg At Baton Rouge	Baton Rouge	Louisiana	Public	15,052,000	4,806,402
Southern University At New Orleans	New Orleans	Louisiana	Public	4,454,000	1,268,832
Southern University At Shreveport - Bossier City	Shreveport	Louisiana	Public	5,517,000	1,358,558
Sowela Technical Community College	Lake Charles	Louisiana	Public	4,975,000	1,289,692
Tulane University	New Orleans	Louisiana	Private not-for-profit	7,949,000	2,831,095
University Of Holy Cross	New Orleans	Louisiana	Private not-for-profit	1,342,000	366,343
University Of Louisiana At Lafayette	Lafayette	Louisiana	Public	20,691,000	6,708,004
University Of Louisiana At Monroe	Monroe	Louisiana	Public	10,091,000	3,141,882
University Of New Orleans (The)	New Orleans	Louisiana	Public	9,834,000	2,891,944
Xavier University Of Louisiana	New Orleans	Louisiana	Private not-for-profit	5,194,000	1,621,803
Totals: Louisiana				\$297,834,000	\$87,699,381
Bates College	Lewiston	Maine	Private not-for-profit	\$1,368,000	\$476,758

Coronavirus Response and Relief Supplemental Appropriations Act, 2021
Higher Education Emergency Relief Fund: Simulated Distribution of \$20.2 Billion Provided Under Section 314(a)(1)

Institution Name	City	State	Control	Simulated Total Allocation	Estimated Minimum Amount for Student Grants
Bowdoin College	Brunswick	Maine	Private not-for-profit	821,000	561,830
Central Maine Community College	Auburn	Maine	Public	4,055,000	1,021,360
Colby College	Waterville	Maine	Private not-for-profit	1,741,000	622,498
College Of The Atlantic	Bar Harbor	Maine	Private not-for-profit	473,000	151,693
Eastern Maine Community College	Bangor	Maine	Public	3,015,000	740,387
Husson University	Bangor	Maine	Private not-for-profit	4,374,000	1,479,308
Institute For Doctoral Studies In The Visual Arts	Portland	Maine	Private not-for-profit	11,000	7,129
Kennebec Valley Community College	Fairfield	Maine	Public	2,375,000	548,848
Maine College Of Art	Portland	Maine	Private not-for-profit	747,000	253,727
Maine College Of Health Professions	Lewiston	Maine	Private not-for-profit	283,000	81,223
Maine Maritime Academy	Castine	Maine	Public	1,267,000	441,284
Northern Maine Community College	Presque Isle	Maine	Public	1,325,000	330,715
Saint Joseph'S College	Standish	Maine	Private not-for-profit	1,277,000	394,547
Southern Maine Community College	South Portland	Maine	Public	6,464,000	1,540,649
The Landing School Of Boatbuilding & Design	Arundel	Maine	Private not-for-profit	63,000	21,925
Thomas College	Waterville	Maine	Private not-for-profit	1,442,000	381,133
Unity College	Unity	Maine	Private not-for-profit	1,274,000	439,079
University Of Maine	Orono	Maine	Public	12,077,000	3,942,847
University Of Maine - Augusta	Augusta	Maine	Public	3,395,000	1,091,763
University Of Maine - Farmington	Farmington	Maine	Public	3,415,000	1,100,026
University Of Maine - Fort Kent	Fort Kent	Maine	Public	1,350,000	336,019
University Of Maine - Machias	Machias	Maine	Public	657,000	191,778
University Of Maine - Presque Isle	Presque Isle	Maine	Public	1,289,000	346,499
University Of New England	Biddeford	Maine	Private not-for-profit	2,653,000	757,916
University Of Southern Maine	Portland	Maine	Public	8,370,000	2,441,123
Washington County Community College	Calais	Maine	Public	659,000	172,725
York County Community College	Wells	Maine	Public	1,410,000	321,265
Totals: Maine				\$67,650,000	\$20,196,049
College Of The Marshall Islands	Majuro	Marshall Islands	Public	\$3,610,000	\$980,337
Totals: Marshall Islands				\$3,610,000	\$980,337
Allegany College Of Maryland	Cumberland	Maryland	Public	\$3,045,000	\$835,083
Anne Arundel Community College	Arnold	Maryland	Public	9,637,000	2,371,673
Bais Hamedrash And Mesivta Of Baltimore	Baltimore	Maryland	Private not-for-profit	184,000	62,066
Baltimore City Community College	Baltimore	Maryland	Public	6,448,000	1,542,078
Bowie State University	Bowie	Maryland	Public	10,668,000	3,314,123
Capitol Technology University	Laurel	Maryland	Private not-for-profit	535,000	187,333
Carroll Community College	Westminster	Maryland	Public	2,334,000	575,441
Cecil College	North East	Maryland	Public	2,327,000	579,812
Chesapeake College	Wye Mills	Maryland	Public	2,113,000	504,767
College Of Southern Maryland	La Plata	Maryland	Public	5,548,000	1,373,511
Community College Of Baltimore County	Baltimore	Maryland	Public	21,399,000	5,033,935
Coppin State University	Baltimore	Maryland	Public	4,711,000	1,396,953
Faith Theological Seminary	Baltimore	Maryland	Private not-for-profit	97,000	26,597

Coronavirus Response and Relief Supplemental Appropriations Act, 2021
Higher Education Emergency Relief Fund: Simulated Distribution of \$20.2 Billion Provided Under Section 314(a)(1)

Institution Name	City	State	Control	Simulated Total Allocation	Estimated Minimum Amount for Student Grants
Frederick Community College	Frederick	Maryland	Public	4,205,000	985,945
Frostburg State University	Frostburg	Maryland	Public	6,431,000	2,130,520
Garrett College	McHenry	Maryland	Public	951,000	259,496
Goucher College	Baltimore	Maryland	Private not-for-profit	2,454,000	817,662
Hagerstown Community College	Hagerstown	Maryland	Public	5,133,000	1,262,157
Harford Community College	Bel Air	Maryland	Public	5,065,000	1,251,832
Hood College	Frederick	Maryland	Private not-for-profit	2,011,000	632,642
Howard Community College	Columbia	Maryland	Public	10,073,000	2,481,050
Johns Hopkins University	Baltimore	Maryland	Private not-for-profit	9,393,000	3,293,470
Loyola University Maryland	Baltimore	Maryland	Private not-for-profit	3,829,000	1,317,230
Maple Springs Baptist Bible College & Seminary	Capitol Heights	Maryland	Private not-for-profit	18,000	2,810
Maryland Institute College Of Art	Baltimore	Maryland	Private not-for-profit	1,973,000	665,311
Maryland University Of Integrative Health	Laurel	Maryland	Private not-for-profit	72,000	45,945
Mcdaniel College	Westminster	Maryland	Private not-for-profit	2,604,000	849,768
Montgomery College	Rockville	Maryland	Public	23,098,000	5,702,875
Morgan State University	Baltimore	Maryland	Public	14,259,000	4,698,796
Mount Saint Mary'S University	Emmitsburg	Maryland	Private not-for-profit	2,509,000	843,010
Ner Israel Rabbinical College	Baltimore	Maryland	Private not-for-profit	345,000	114,934
Notre Dame Of Maryland University	Baltimore	Maryland	Private not-for-profit	1,705,000	507,725
Prince George'S Community College	Largo	Maryland	Public	14,486,000	3,368,894
Saint Mary'S College Of Maryland	St. Mary's City	Maryland	Public	1,695,000	586,878
Salisbury University	Salisbury	Maryland	Public	9,187,000	3,017,729
St. John'S College	Annapolis	Maryland	Private not-for-profit	564,000	199,178
Stevenson University	Stevenson	Maryland	Private not-for-profit	4,065,000	1,362,872
Towson University	Towson	Maryland	Public	27,393,000	8,751,926
University Of Baltimore	Baltimore	Maryland	Public	4,309,000	1,248,973
University Of Maryland - Baltimore County	Baltimore	Maryland	Public	15,093,000	4,720,829
University Of Maryland - Eastern Shore	Princess Anne	Maryland	Public	5,502,000	1,795,183
University Of Maryland Global Campus	Adelphi	Maryland	Public	16,249,000	6,822,282
University Of Maryland, Baltimore	Baltimore	Maryland	Public	2,946,000	1,066,952
University Of Maryland, College Park	College Park	Maryland	Public	32,550,000	10,836,357
Washington Adventist University	Takoma Park	Maryland	Private not-for-profit	1,586,000	405,779
Washington College	Chestertown	Maryland	Private not-for-profit	1,500,000	523,699
Women'S Institute Of Torah Seminary	Baltimore	Maryland	Private not-for-profit	95,000	30,873
Wor-Wic Community College	Salisbury	Maryland	Public	4,196,000	968,447
Yeshiva College Of The Nation'S Capital	Silver Spring	Maryland	Private not-for-profit	30,000	9,867
Totals: Maryland				\$306,620,000	\$91,383,256
American International College	Springfield	Massachusetts	Private not-for-profit	\$3,177,000	\$998,439
Amherst College	Amherst	Massachusetts	Private not-for-profit	1,133,000	787,291
Anna Maria College	Paxton	Massachusetts	Private not-for-profit	1,560,000	525,901
Assabet Valley Regional Vocational School	Marlborough	Massachusetts	Public	120,000	41,050
Assumption College	Worcester	Massachusetts	Private not-for-profit	2,186,000	760,516
Babson College	Babson Park	Massachusetts	Private not-for-profit	2,476,000	880,995
Bard College At Simon'S Rock	Great Barrington	Massachusetts	Private not-for-profit	461,000	156,170

Coronavirus Response and Relief Supplemental Appropriations Act, 2021
Higher Education Emergency Relief Fund: Simulated Distribution of \$20.2 Billion Provided Under Section 314(a)(1)

Institution Name	City	State	Control	Simulated Total Allocation	Estimated Minimum Amount for Student Grants
Bay Path University	Longmeadow	Massachusetts	Private not-for-profit	2,685,000	972,583
Becker College	Worcester	Massachusetts	Private not-for-profit	2,671,000	842,585
Benjamin Franklin Institute Of Technology	Boston	Massachusetts	Private not-for-profit	1,334,000	407,429
Bentley University	Waltham	Massachusetts	Private not-for-profit	3,886,000	1,336,814
Berklee College Of Music	Boston	Massachusetts	Private not-for-profit	5,534,000	1,935,574
Berkshire Community College	Pittsfield	Massachusetts	Public	2,266,000	553,072
Blackstone Valley Vocational Regional School District	Upton	Massachusetts	Public	89,000	21,910
Blue Hills Regional Technical School	Canton	Massachusetts	Public	127,000	42,482
Boston Architectural College	Boston	Massachusetts	Private not-for-profit	465,000	148,878
Boston Baptist College	Boston	Massachusetts	Private not-for-profit	106,000	30,909
Boston College	Chestnut Hill	Massachusetts	Private not-for-profit	9,481,000	3,236,288
Boston Graduate School Of Psychoanalysis	Brookline	Massachusetts	Private not-for-profit	20,000	12,803
Boston University	Boston	Massachusetts	Private not-for-profit	22,316,000	7,635,658
Brandeis University	Waltham	Massachusetts	Private not-for-profit	4,399,000	1,629,233
Bridgewater State University	Bridgewater	Massachusetts	Public	14,297,000	4,477,831
Bristol Community College	Fall River	Massachusetts	Public	10,047,000	2,549,251
Bunker Hill Community College	Boston	Massachusetts	Public	18,037,000	4,314,154
C H Mccann Technical School	North Adams	Massachusetts	Public	80,000	27,400
Cambridge College	Boston	Massachusetts	Private not-for-profit	1,720,000	468,931
Cape Cod Community College	West Barnstable	Massachusetts	Public	3,324,000	757,005
Clark University	Worcester	Massachusetts	Private not-for-profit	2,824,000	970,396
College Of Our Lady Of The Elms	Chicopee	Massachusetts	Private not-for-profit	2,089,000	668,068
College Of The Holy Cross	Worcester	Massachusetts	Private not-for-profit	2,695,000	959,573
Conway School Of Landscape Design	Northampton	Massachusetts	Private not-for-profit	5,000	3,346
Curry College	Milton	Massachusetts	Private not-for-profit	3,080,000	979,207
Dean College	Franklin	Massachusetts	Private not-for-profit	1,790,000	550,558
Diman Regional Vocational Technical Institute	Fall River	Massachusetts	Public	128,000	40,621
Eastern Nazarene College	Quincy	Massachusetts	Private not-for-profit	1,200,000	380,707
Emerson College	Boston	Massachusetts	Private not-for-profit	3,874,000	1,376,157
Emmanuel College	Boston	Massachusetts	Private not-for-profit	2,478,000	830,988
Endicott College	Beverly	Massachusetts	Private not-for-profit	3,342,000	1,099,504
Fisher College	Boston	Massachusetts	Private not-for-profit	1,190,000	349,346
Fitchburg State University	Fitchburg	Massachusetts	Public	6,959,000	2,069,463
Framingham State University	Framingham	Massachusetts	Public	6,510,000	2,023,876
Franklin W. Olin College Of Engineering	Needham	Massachusetts	Private not-for-profit	263,000	89,212
Gordon College	Wenham	Massachusetts	Private not-for-profit	1,968,000	658,626
Gordon Conwell Theological Seminary	South Hamilton	Massachusetts	Private not-for-profit	209,000	133,883
Greater Lowell Regional Vocational Technical School	Tyngsboro	Massachusetts	Public	134,000	47,015
Greenfield Community College	Greenfield	Massachusetts	Public	2,012,000	472,758
Hampshire College	Amherst	Massachusetts	Private not-for-profit	1,788,000	599,600
Harvard University	Cambridge	Massachusetts	Private not-for-profit	6,888,000	4,366,874
Hebrew College	Newton Centre	Massachusetts	Private not-for-profit	56,000	16,438
Hellenic College & Holy Cross Greek Orthodox School Of Theology	Brookline	Massachusetts	Private not-for-profit	156,000	55,522
Holyoke Community College	Holyoke	Massachusetts	Public	7,631,000	2,003,695
Hult International Business School	Cambridge	Massachusetts	Private not-for-profit	1,192,000	441,377

Coronavirus Response and Relief Supplemental Appropriations Act, 2021
Higher Education Emergency Relief Fund: Simulated Distribution of \$20.2 Billion Provided Under Section 314(a)(1)

Institution Name	City	State	Control	Simulated Total Allocation	Estimated Minimum Amount for Student Grants
Laboure College	Milton	Massachusetts	Private not-for-profit	1,340,000	346,711
Lasell University	Newton	Massachusetts	Private not-for-profit	2,517,000	862,971
Lawrence Memorial Hospital School Of Nursing	Medford	Massachusetts	Private not-for-profit	470,000	119,391
Lesley University	Cambridge	Massachusetts	Private not-for-profit	3,469,000	1,035,930
Massachusetts Bay Community College	Wellesley Hills	Massachusetts	Public	3,966,000	927,876
Massachusetts College Of Art And Design	Boston	Massachusetts	Public	2,418,000	755,133
Massachusetts College Of Liberal Arts	North Adams	Massachusetts	Public	2,197,000	672,699
Massachusetts Institute Of Technology	Cambridge	Massachusetts	Private not-for-profit	3,522,000	2,523,694
Massachusetts Maritime Academy	Buzzards Bay	Massachusetts	Public	1,734,000	621,345
Massachusetts School Of Law At Andover	Andover	Massachusetts	Private not-for-profit	86,000	55,431
Massasoit Community College	Brockton	Massachusetts	Public	7,726,000	1,872,687
Mcphs University	Boston	Massachusetts	Private not-for-profit	6,267,000	2,280,242
Merrimack College	North Andover	Massachusetts	Private not-for-profit	3,961,000	1,351,423
Mgh Institute Of Health Professions	Boston	Massachusetts	Private not-for-profit	391,000	250,398
Middlesex Community College	Bedford	Massachusetts	Public	7,995,000	1,927,172
Montachusett Regional Vocational Technical School	Fitchburg	Massachusetts	Public	57,000	16,347
Montserrat College Of Art	Beverly	Massachusetts	Private not-for-profit	574,000	187,599
Mount Holyoke College	South Hadley	Massachusetts	Private not-for-profit	2,342,000	803,402
Mount Wachusett Community College	Gardner	Massachusetts	Public	5,426,000	1,365,374
New England College Of Optometry (The)	Boston	Massachusetts	Private not-for-profit	127,000	81,618
New England Conservatory Of Music	Boston	Massachusetts	Private not-for-profit	519,000	183,659
New England Law Boston	Boston	Massachusetts	Private not-for-profit	116,000	74,489
Nichols College	Dudley	Massachusetts	Private not-for-profit	1,915,000	636,401
North Bennet Street School	Boston	Massachusetts	Private not-for-profit	163,000	59,545
North Shore Community College	Danvers	Massachusetts	Public	7,574,000	1,818,366
Northeastern University	Boston	Massachusetts	Private not-for-profit	18,368,000	6,013,407
Northern Essex Community College	Haverhill	Massachusetts	Public	7,134,000	1,777,822
Northpoint Bible College	Haverhill	Massachusetts	Private not-for-profit	652,000	220,555
Pine Manor College	Chestnut Hill	Massachusetts	Private not-for-profit	793,000	259,456
Pope St. John Xxiii National Seminary	Weston	Massachusetts	Private not-for-profit	17,000	10,766
Quincy College	Quincy	Massachusetts	Public	6,020,000	1,436,068
Quinsigamond Community College	Worcester	Massachusetts	Public	10,312,000	2,557,181
Regis College	Weston	Massachusetts	Private not-for-profit	1,843,000	567,570
Roxbury Community College	Roxbury Crossing	Massachusetts	Public	3,820,000	843,572
Saint John'S Seminary	Brighton	Massachusetts	Private not-for-profit	40,000	25,460
Salem State University	Salem	Massachusetts	Public	10,751,000	3,308,409
Shawsheen Valley School Of Practical Nursing	Billerica	Massachusetts	Public	83,000	28,482
Signature Healthcare Brockton Hospital School Of Nursing	Brockton	Massachusetts	Private not-for-profit	379,000	108,038
Simmons University	Boston	Massachusetts	Private not-for-profit	3,397,000	1,235,221
Smith College	Northampton	Massachusetts	Private not-for-profit	1,539,000	1,059,948
Southeastern Regional Vocational Technical School	South Easton	Massachusetts	Public	270,000	78,199
Southern Worcester County Regional Voc School District	Charlton	Massachusetts	Public	62,000	21,553
Springfield College	Springfield	Massachusetts	Private not-for-profit	5,226,000	1,729,441
Springfield Technical Community College	Springfield	Massachusetts	Public	8,070,000	1,989,527
Stonehill College	Easton	Massachusetts	Private not-for-profit	2,134,000	749,391

Coronavirus Response and Relief Supplemental Appropriations Act, 2021
Higher Education Emergency Relief Fund: Simulated Distribution of \$20.2 Billion Provided Under Section 314(a)(1)

Institution Name	City	State	Control	Simulated Total Allocation	Estimated Minimum Amount for Student Grants
Suffolk University	Boston	Massachusetts	Private not-for-profit	7,305,000	2,476,684
Tri County Regional Vocational Technical High School	Franklin	Massachusetts	Public	89,000	30,810
Tufts University	Medford	Massachusetts	Private not-for-profit	6,616,000	2,390,619
University Of Massachusetts - Amherst	Amherst	Massachusetts	Public	27,978,000	9,593,622
University Of Massachusetts - Boston	Boston	Massachusetts	Public	20,934,000	6,268,326
University Of Massachusetts - Dartmouth	North Dartmouth	Massachusetts	Public	10,360,000	3,348,116
University Of Massachusetts - Lowell	Lowell	Massachusetts	Public	15,342,000	4,942,161
University Of Massachusetts Medical School	Worcester	Massachusetts	Public	242,000	155,066
Upper Cape Cod Regional Technical School	Bourne	Massachusetts	Public	177,000	60,211
Urban College Of Boston	Boston	Massachusetts	Private not-for-profit	1,807,000	304,353
Wellesley College	Wellesley	Massachusetts	Private not-for-profit	1,404,000	985,234
Wentworth Institute Of Technology	Boston	Massachusetts	Private not-for-profit	4,999,000	1,765,786
Western New England University	Springfield	Massachusetts	Private not-for-profit	3,937,000	1,348,302
Westfield State University	Westfield	Massachusetts	Public	7,259,000	2,336,030
Wheaton College	Norton	Massachusetts	Private not-for-profit	1,895,000	669,257
William James College	Newton	Massachusetts	Private not-for-profit	314,000	116,499
Williams College	Williamstown	Massachusetts	Private not-for-profit	1,154,000	782,294
Worcester Polytechnic Institute	Worcester	Massachusetts	Private not-for-profit	3,950,000	1,388,598
Worcester State University	Worcester	Massachusetts	Public	7,395,000	2,150,417
Totals: Massachusetts				\$445,397,000	\$142,700,288
Adrian College	Adrian	Michigan	Private not-for-profit	\$2,665,000	\$877,093
Albion College	Albion	Michigan	Private not-for-profit	2,711,000	915,616
Alma College	Alma	Michigan	Private not-for-profit	2,057,000	714,970
Alpena Community College	Alpena	Michigan	Public	1,705,000	391,927
Andrews University	Berrien Springs	Michigan	Private not-for-profit	2,160,000	643,278
Aquinas College	Grand Rapids	Michigan	Private not-for-profit	1,911,000	603,256
Baker College	Flint	Michigan	Private not-for-profit	11,849,000	3,353,191
Bay De Noc Community College	Escanaba	Michigan	Public	1,752,000	459,058
Bay Mills Community College	Brimley	Michigan	Public	517,000	169,249
Calvin Theological Seminary	Grand Rapids	Michigan	Private not-for-profit	56,000	35,651
Calvin University	Grand Rapids	Michigan	Private not-for-profit	3,802,000	1,324,515
Central Michigan University	Mount Pleasant	Michigan	Public	23,201,000	7,758,097
Charles Stewart Mott Community College	Flint	Michigan	Public	11,437,000	2,797,375
Cleary University	Howell	Michigan	Private not-for-profit	663,000	220,377
College For Creative Studies	Detroit	Michigan	Private not-for-profit	1,806,000	568,245
Compass College Of Cinematic Arts	Grand Rapids	Michigan	Private not-for-profit	274,000	93,476
Cornerstone University	Grand Rapids	Michigan	Private not-for-profit	2,579,000	849,146
Cranbrook Academy Of Art	Bloomfield Hills	Michigan	Private not-for-profit	32,000	20,514
Davenport University	Grand Rapids	Michigan	Private not-for-profit	5,995,000	1,923,636
Delta College	University Center	Michigan	Public	10,673,000	2,720,303
Eastern Michigan University	Ypsilanti	Michigan	Public	23,505,000	7,205,995
Ecumenical Theological Seminary	Detroit	Michigan	Private not-for-profit	11,000	7,129
Ferris State University	Big Rapids	Michigan	Public	16,176,000	4,797,407
Finlandia University	Hancock	Michigan	Private not-for-profit	739,000	235,845

Coronavirus Response and Relief Supplemental Appropriations Act, 2021
Higher Education Emergency Relief Fund: Simulated Distribution of \$20.2 Billion Provided Under Section 314(a)(1)

Institution Name	City	State	Control	Simulated Total Allocation	Estimated Minimum Amount for Student Grants
Glen Oaks Community College	Centreville	Michigan	Public	1,206,000	297,341
Gogebic Community College	Ironwood	Michigan	Public	1,259,000	357,636
Grace Christian University	Wyoming	Michigan	Private not-for-profit	1,172,000	454,556
Grand Rapids Community College	Grand Rapids	Michigan	Public	14,725,000	3,566,086
Grand Valley State University	Allendale	Michigan	Public	28,690,000	9,213,714
Great Lakes Christian College	Lansing	Michigan	Private not-for-profit	289,000	84,953
Henry Ford College	Dearborn	Michigan	Public	19,206,000	4,736,559
Hope College	Holland	Michigan	Private not-for-profit	3,109,000	1,081,939
Jackson College	Jackson	Michigan	Public	8,039,000	2,132,067
Kalamazoo College	Kalamazoo	Michigan	Private not-for-profit	1,696,000	589,227
Kalamazoo Valley Community College	Kalamazoo	Michigan	Public	9,416,000	2,162,650
Kellogg Community College	Battle Creek	Michigan	Public	4,784,000	1,095,711
Kettering University	Flint	Michigan	Private not-for-profit	2,154,000	764,517
Keweenaw Bay Ojibwa Community College	Baraga	Michigan	Public	151,000	34,283
Kirtland Community College	Roscommon	Michigan	Public	1,637,000	465,370
Kuyper College	Grand Rapids	Michigan	Private not-for-profit	261,000	83,111
Lake Michigan College	Benton Harbor	Michigan	Public	3,106,000	594,602
Lake Superior State University	Sault Ste Marie	Michigan	Public	2,746,000	815,132
Lansing Community College	Lansing	Michigan	Public	11,903,000	3,167,158
Lawrence Technological University	Southfield	Michigan	Private not-for-profit	2,382,000	754,191
Macomb Community College	Warren	Michigan	Public	20,766,000	5,137,649
Madonna University	Livonia	Michigan	Private not-for-profit	2,762,000	831,713
Michigan Barber School	Detroit	Michigan	Private not-for-profit	666,000	223,600
Michigan Career And Technical Institute	Plainwell	Michigan	Public	517,000	119,034
Michigan School Of Psychology	Farmington Hills	Michigan	Private not-for-profit	34,000	21,969
Michigan State University	East Lansing	Michigan	Public	45,437,000	15,173,294
Michigan State University College Of Law	East Lansing	Michigan	Private not-for-profit	172,000	110,562
Michigan Technological University	Houghton	Michigan	Public	6,907,000	2,325,890
Mid Michigan College	Harrison	Michigan	Public	4,995,000	1,459,530
Monroe County Community College	Monroe	Michigan	Public	2,872,000	680,258
Montcalm Community College	Sidney	Michigan	Public	1,877,000	451,982
Muskegon Community College	Muskegon	Michigan	Public	4,719,000	1,176,675
North Central Michigan College	Petoskey	Michigan	Public	2,066,000	436,714
Northern Michigan University	Marquette	Michigan	Public	9,820,000	3,083,309
Northwestern Michigan College	Traverse City	Michigan	Public	4,030,000	1,141,108
Northwood University	Midland	Michigan	Private not-for-profit	2,500,000	852,112
Oakland Community College	Bloomfield Hills	Michigan	Public	16,554,000	3,771,183
Oakland University	Rochester Hills	Michigan	Public	22,133,000	7,010,412
Olivet College	Olivet	Michigan	Private not-for-profit	2,126,000	670,893
Rochester University	Rochester Hills	Michigan	Private not-for-profit	1,414,000	445,629
Sacred Heart Major Seminary	Detroit	Michigan	Private not-for-profit	158,000	38,097
Saginaw Chippewa Tribal College	Mount Pleasant	Michigan	Public	183,000	41,956
Saginaw Valley State University	University Center	Michigan	Public	11,209,000	3,502,532
School Of Missionary Aviation Technology	Ionia	Michigan	Private not-for-profit	47,000	16,129
Schoolcraft College	Livonia	Michigan	Public	10,388,000	2,541,413

Coronavirus Response and Relief Supplemental Appropriations Act, 2021
Higher Education Emergency Relief Fund: Simulated Distribution of \$20.2 Billion Provided Under Section 314(a)(1)

Institution Name	City	State	Control	Simulated Total Allocation	Estimated Minimum Amount for Student Grants
Siena Heights University	Adrian	Michigan	Private not-for-profit	2,886,000	874,940
Southwestern Michigan College	Dowagiac	Michigan	Public	2,969,000	761,058
Spring Arbor University	Spring Arbor	Michigan	Private not-for-profit	2,782,000	947,634
St. Clair County Community College	Port Huron	Michigan	Public	3,900,000	1,032,739
Thomas M. Cooley Law School	Lansing	Michigan	Private not-for-profit	316,000	202,618
University Of Detroit Mercy	Detroit	Michigan	Private not-for-profit	4,705,000	1,563,662
University Of Michigan - Ann Arbor	Ann Arbor	Michigan	Public	35,594,000	12,645,026
University Of Michigan - Dearborn	Dearborn	Michigan	Public	12,024,000	3,683,565
University Of Michigan - Flint	Flint	Michigan	Public	8,133,000	2,544,078
Walsh College Of Accountancy & Business Administration	Troy	Michigan	Private not-for-profit	907,000	263,202
Washtenaw Community College	Ann Arbor	Michigan	Public	11,727,000	2,683,445
Wayne County Community College District	Detroit	Michigan	Public	16,350,000	3,349,045
Wayne State University	Detroit	Michigan	Public	31,987,000	9,951,092
West Shore Community College	Scottville	Michigan	Public	1,232,000	304,376
Western Michigan University	Kalamazoo	Michigan	Public	24,714,000	7,938,152
Western Michigan University Homer Stryker M.D. School Of Medicine	Kalamazoo	Michigan	Private not-for-profit	61,000	39,282
Western Theological Seminary	Holland	Michigan	Private not-for-profit	19,000	12,199
Yeshiva Gedolah Of Greater Detroit	Oak Park	Michigan	Private not-for-profit	149,000	50,371
Totals: Michigan				\$581,014,000	\$171,246,257
Adler Graduate School	Minnetonka	Minnesota	Private not-for-profit	\$42,000	\$26,910
Alexandria Technical And Community College	Alexandria	Minnesota	Public	1,687,000	461,655
Anoka Technical College	Anoka	Minnesota	Public	2,247,000	585,380
Anoka-Ramsey Community College	Coon Rapids	Minnesota	Public	7,621,000	1,916,488
Augsburg University	Minneapolis	Minnesota	Private not-for-profit	5,034,000	1,639,621
Bemidji State University	Bemidji	Minnesota	Public	5,041,000	1,619,649
Bethany Global University	Bloomington	Minnesota	Private not-for-profit	427,000	169,533
Bethany Lutheran College	Mankato	Minnesota	Private not-for-profit	767,000	256,993
Bethel University	Saint Paul	Minnesota	Private not-for-profit	3,803,000	1,305,414
Carleton College	Northfield	Minnesota	Private not-for-profit	1,682,000	584,024
Central Lakes College	Brainerd	Minnesota	Public	3,424,000	875,096
Century College	White Bear Lake	Minnesota	Public	10,590,000	2,721,136
College Of Saint Benedict	Saint Joseph	Minnesota	Private not-for-profit	2,239,000	786,276
College Of Saint Scholastica	Duluth	Minnesota	Private not-for-profit	3,561,000	1,266,462
Concordia College - Moorhead	Moorhead	Minnesota	Private not-for-profit	2,295,000	795,178
Concordia University - Saint Paul	Saint Paul	Minnesota	Private not-for-profit	3,167,000	1,221,368
Crown College	Saint Bonifacius	Minnesota	Private not-for-profit	998,000	402,545
Dakota County Technical College	Rosemount	Minnesota	Public	2,861,000	774,589
Dunwoody College Of Technology	Minneapolis	Minnesota	Private not-for-profit	2,094,000	659,185
Fond Du Lac Tribal & Community College	Cloquet	Minnesota	Public	1,628,000	376,416
Gustavus Adolphus College	Saint Peter	Minnesota	Private not-for-profit	2,951,000	1,018,465
Hamline University	Saint Paul	Minnesota	Private not-for-profit	4,058,000	1,336,114
Hazelden Graduate School Of Addiction Studies	Center City	Minnesota	Private not-for-profit	12,000	8,006
Hennepin Technical College	Brooklyn Park	Minnesota	Public	5,637,000	1,416,229
Hibbing Community College	Hibbing	Minnesota	Public	1,471,000	412,798

Coronavirus Response and Relief Supplemental Appropriations Act, 2021
Higher Education Emergency Relief Fund: Simulated Distribution of \$20.2 Billion Provided Under Section 314(a)(1)

Institution Name	City	State	Control	Simulated Total Allocation	Estimated Minimum Amount for Student Grants
Inver Hills Community College	Inver Grove Heights	Minnesota	Public	3,740,000	946,434
Itasca Community College	Grand Rapids	Minnesota	Public	1,443,000	388,988
Lake Superior College	Duluth	Minnesota	Public	4,072,000	969,576
Leech Lake Tribal College	Cass Lake	Minnesota	Public	455,000	110,902
Luther Seminary	Saint Paul	Minnesota	Private not-for-profit	58,000	37,006
Macalester College	Saint Paul	Minnesota	Private not-for-profit	2,104,000	741,985
Martin Luther College	New Ulm	Minnesota	Private not-for-profit	939,000	287,522
Mayo Clinic College Of Medicine And Science	Rochester	Minnesota	Private not-for-profit	426,000	164,147
Mesabi Range College	Virginia	Minnesota	Public	1,250,000	303,505
Metropolitan State University	Saint Paul	Minnesota	Public	10,327,000	2,888,501
Minneapolis College Of Art & Design	Minneapolis	Minnesota	Private not-for-profit	1,264,000	421,815
Minneapolis Community And Technical College	Minneapolis	Minnesota	Public	10,213,000	2,440,061
Minnesota State College Southeast	Winona	Minnesota	Public	1,496,000	396,224
Minnesota State Community And Technical College	Fergus Falls	Minnesota	Public	5,892,000	1,595,310
Minnesota State University Moorhead	Moorhead	Minnesota	Public	5,934,000	1,926,267
Minnesota State University, Mankato	Mankato	Minnesota	Public	14,633,000	4,708,481
Minnesota West Community And Technical College	Granite Falls	Minnesota	Public	2,513,000	627,047
Mitchell Hamline School Of Law	Saint Paul	Minnesota	Private not-for-profit	166,000	106,447
Normandale Community College	Bloomington	Minnesota	Public	10,296,000	2,560,288
North Central University	Minneapolis	Minnesota	Private not-for-profit	1,650,000	534,151
North Hennepin Community College	Brooklyn Park	Minnesota	Public	6,831,000	1,654,713
Northland Community And Technical College	Thief River Falls	Minnesota	Public	2,996,000	801,705
Northwest Technical College - Bemidji	Bemidji	Minnesota	Public	575,000	163,121
Northwestern Health Sciences University	Bloomington	Minnesota	Private not-for-profit	541,000	194,269
Oak Hills Christian College	Bemidji	Minnesota	Private not-for-profit	197,000	61,660
Pine Technical And Community College	Pine City	Minnesota	Public	1,359,000	249,632
Rainy River Community College	International Falls	Minnesota	Public	324,000	80,634
Red Lake Nation College	Red Lake	Minnesota	Public	294,000	75,737
Ridgewater College	Willmar	Minnesota	Public	3,835,000	1,072,458
Riverland Community College	Austin	Minnesota	Public	2,792,000	730,122
Rochester Community And Technical College	Rochester	Minnesota	Public	5,467,000	1,478,750
Saint John'S University	Collegeville	Minnesota	Private not-for-profit	1,940,000	678,568
Saint Mary'S University Of Minnesota	Winona	Minnesota	Private not-for-profit	2,930,000	884,548
Saint Olaf College	Northfield	Minnesota	Private not-for-profit	3,136,000	1,083,532
Saint Paul College - A Community & Technical College	Saint Paul	Minnesota	Public	10,040,000	2,451,260
South Central College	North Mankato	Minnesota	Public	4,010,000	969,741
Southwest Minnesota State University	Marshall	Minnesota	Public	3,629,000	844,117
St. Catherine University	Saint Paul	Minnesota	Private not-for-profit	4,586,000	1,477,523
St. Cloud State University	Saint Cloud	Minnesota	Public	13,843,000	4,007,882
St. Cloud Technical And Community College	Saint Cloud	Minnesota	Public	6,029,000	1,657,599
Summit Academy Opportunities Industrialization Center	Minneapolis	Minnesota	Private not-for-profit	1,881,000	636,083
Takoda Institute Of Higher Education	Minneapolis	Minnesota	Private not-for-profit	86,000	21,158
United Theological Seminary Of The Twin Cities	New Brighton	Minnesota	Private not-for-profit	14,000	8,729
University Of Minnesota	Duluth	Minnesota	Public	11,143,000	3,741,976
University Of Minnesota - Crookston	Crookston	Minnesota	Public	1,780,000	560,077

Coronavirus Response and Relief Supplemental Appropriations Act, 2021
Higher Education Emergency Relief Fund: Simulated Distribution of \$20.2 Billion Provided Under Section 314(a)(1)

Institution Name	City	State	Control	Simulated Total Allocation	Estimated Minimum Amount for Student Grants
University Of Minnesota - Morris	Morris	Minnesota	Public	2,160,000	718,277
University Of Minnesota - Twin Cities	Minneapolis	Minnesota	Public	39,915,000	12,974,062
University Of Northwestern- St Paul	Saint Paul	Minnesota	Private not-for-profit	2,033,000	711,055
University Of Saint Thomas	Saint Paul	Minnesota	Private not-for-profit	7,366,000	2,539,601
Vermilion Community College	Ely	Minnesota	Public	822,000	227,270
White Earth Tribal And Community College	Mahnomen	Minnesota	Private not-for-profit	251,000	53,600
Winona State University	Winona	Minnesota	Public	8,887,000	2,894,478
Totals: Minnesota				\$305,900,000	\$90,494,109
Alcorn State University	Alcorn State	Mississippi	Public	\$9,210,000	\$3,166,458
Belhaven University	Jackson	Mississippi	Private not-for-profit	4,102,000	1,369,409
Blue Mountain College	Blue Mountain	Mississippi	Private not-for-profit	1,218,000	405,311
Coahoma Community College	Clarksdale	Mississippi	Public	5,018,000	1,779,437
Copiah-Lincoln Community College	Wesson	Mississippi	Public	5,687,000	1,692,747
Delta State University	Cleveland	Mississippi	Public	4,436,000	1,336,219
East Central Community College	Decatur	Mississippi	Public	4,456,000	1,409,155
East Mississippi Community College	Scooba	Mississippi	Public	6,250,000	1,881,451
Hinds Community College	Raymond	Mississippi	Public	19,860,000	5,744,390
Holmes Community College	Goodman	Mississippi	Public	7,751,000	2,275,481
Itawamba Community College	Fulton	Mississippi	Public	7,984,000	2,435,622
Jackson State University	Jackson	Mississippi	Public	13,903,000	4,628,124
Jones County Junior College	Ellisville	Mississippi	Public	6,667,000	2,040,341
Meridian Community College	Meridian	Mississippi	Public	5,352,000	1,517,055
Millsaps College	Jackson	Mississippi	Private not-for-profit	1,123,000	380,920
Mississippi College	Clinton	Mississippi	Private not-for-profit	4,753,000	1,596,713
Mississippi Delta Community College	Moorhead	Mississippi	Public	4,951,000	1,487,972
Mississippi Gulf Coast Community College	Perkinston	Mississippi	Public	14,513,000	4,231,140
Mississippi State University	Mississippi State	Mississippi	Public	27,344,000	9,275,054
Mississippi University For Women	Columbus	Mississippi	Public	3,728,000	1,314,031
Mississippi Valley State University	Itta Bena	Mississippi	Public	5,157,000	1,625,915
Northeast Mississippi Community College	Booneville	Mississippi	Public	6,356,000	1,903,845
Northwest Mississippi Community College	Senatobia	Mississippi	Public	10,879,000	3,036,508
Pearl River Community College	Poplarville	Mississippi	Public	7,973,000	2,388,975
Rust College	Holly Springs	Mississippi	Private not-for-profit	2,327,000	679,794
Southeastern Baptist College	Laurel	Mississippi	Private not-for-profit	155,000	36,923
Southwest Mississippi Community College	Summit	Mississippi	Public	4,052,000	1,267,085
Tougaloo College	Tougaloo	Mississippi	Private not-for-profit	2,257,000	743,659
University Of Mississippi	University	Mississippi	Public	23,948,000	8,459,319
University Of Southern Mississippi	Hattiesburg	Mississippi	Public	21,944,000	7,419,021
Wesley Biblical Seminary	Jackson	Mississippi	Private not-for-profit	3,000	2,007
William Carey University	Hattiesburg	Mississippi	Private not-for-profit	4,577,000	1,298,328
Totals: Mississippi				\$247,934,000	\$78,828,401
A. T. Still University Of Health Sciences	Kirkville	Missouri	Private not-for-profit	\$421,000	\$269,910
Aquinas Institute Of Theology	Saint Louis	Missouri	Private not-for-profit	15,000	9,580

Coronavirus Response and Relief Supplemental Appropriations Act, 2021
Higher Education Emergency Relief Fund: Simulated Distribution of \$20.2 Billion Provided Under Section 314(a)(1)

Institution Name	City	State	Control	Simulated Total Allocation	Estimated Minimum Amount for Student Grants
Avila University	Kansas City	Missouri	Private not-for-profit	2,269,000	720,880
Baptist Bible College	Springfield	Missouri	Private not-for-profit	566,000	181,334
Bolivar Technical College	Bolivar	Missouri	Private not-for-profit	421,000	120,237
Calvary University	Kansas City	Missouri	Private not-for-profit	408,000	132,226
Cape Girardeau Career And Technology Center	Cape Girardeau	Missouri	Public	386,000	103,215
Carthage R-9 School District/Carthage Technical Center	Carthage	Missouri	Public	163,000	48,311
Cass Career Center	Harrisonville	Missouri	Public	55,000	18,870
Central Christian College Of The Bible	Moberly	Missouri	Private not-for-profit	411,000	137,144
Central Methodist University	Fayette	Missouri	Private not-for-profit	3,860,000	1,089,144
City Vision University	Kansas City	Missouri	Private not-for-profit	23,000	23,000
Clinton Technical School	Clinton	Missouri	Public	112,000	37,640
College Of The Ozarks	Point Lookout	Missouri	Private not-for-profit	3,828,000	1,259,404
Columbia College	Columbia	Missouri	Private not-for-profit	10,404,000	3,548,660
Conception Seminary College	Conception	Missouri	Private not-for-profit	79,000	26,314
Concordia Seminary	Saint Louis	Missouri	Private not-for-profit	48,000	30,981
Cottey College	Nevada	Missouri	Private not-for-profit	506,000	167,429
Covenant Theological Seminary	Saint Louis	Missouri	Private not-for-profit	69,000	44,333
Cox College	Springfield	Missouri	Private not-for-profit	932,000	280,005
Crowder College	Neosho	Missouri	Public	5,580,000	1,395,348
Culver-Stockton College	Canton	Missouri	Private not-for-profit	1,665,000	555,700
Drury University	Springfield	Missouri	Private not-for-profit	4,605,000	1,385,101
East Central College	Union	Missouri	Public	3,451,000	885,661
Eden Theological Seminary	Webster Groves	Missouri	Private not-for-profit	24,000	15,567
Evangel University	Springfield	Missouri	Private not-for-profit	2,891,000	1,006,362
Fontbonne University	Saint Louis	Missouri	Private not-for-profit	1,615,000	524,434
Four Rivers Career Center	Washington	Missouri	Public	91,000	28,700
Franklin Technology Center	Joplin	Missouri	Public	298,000	101,097
Goldfarb School Of Nursing At Barnes-Jewish College	Saint Louis	Missouri	Private not-for-profit	978,000	337,771
Grand River Technical School	Chillicothe	Missouri	Public	176,000	56,780
Hannibal - Lagrange University	Hannibal	Missouri	Private not-for-profit	1,266,000	398,744
Harris - Stowe State University	Saint Louis	Missouri	Public	4,335,000	1,291,790
Hillyard Technical Center	Saint Joseph	Missouri	Public	167,000	58,955
Jefferson College	Hillsboro	Missouri	Public	5,198,000	1,359,078
Kansas City Art Institute	Kansas City	Missouri	Private not-for-profit	1,251,000	420,333
Kansas City University Of Medicine And Biosciences	Kansas City	Missouri	Private not-for-profit	319,000	204,700
Kenrick - Glennon Seminary	Saint Louis	Missouri	Private not-for-profit	23,000	14,985
Kirksville Area Technical Center	Kirksville	Missouri	Public	79,000	23,608
Lake Career & Technical Center	Camdenton	Missouri	Public	28,000	9,285
Lex La Ray Technical Center	Lexington	Missouri	Public	71,000	22,413
Lincoln University	Jefferson City	Missouri	Public	4,519,000	1,313,902
Lindenwood University	Saint Charles	Missouri	Private not-for-profit	10,850,000	3,526,155
Logan University	Chesterfield	Missouri	Private not-for-profit	352,000	139,142
Maryville University Of Saint Louis	Saint Louis	Missouri	Private not-for-profit	5,627,000	2,077,049
Metropolitan Community College	Kansas City	Missouri	Public	18,725,000	4,602,525
Midwestern Baptist Theological Seminary	Kansas City	Missouri	Private not-for-profit	893,000	270,499

Coronavirus Response and Relief Supplemental Appropriations Act, 2021
Higher Education Emergency Relief Fund: Simulated Distribution of \$20.2 Billion Provided Under Section 314(a)(1)

Institution Name	City	State	Control	Simulated Total Allocation	Estimated Minimum Amount for Student Grants
Mineral Area College	Park Hills	Missouri	Public	3,813,000	1,068,069
Missouri Baptist University	Saint Louis	Missouri	Private not-for-profit	3,330,000	822,904
Missouri Southern State University	Joplin	Missouri	Public	8,378,000	2,655,137
Missouri State University	Springfield	Missouri	Public	23,552,000	7,227,837
Missouri State University - West Plains	West Plains	Missouri	Public	2,058,000	543,083
Missouri University Of Science And Technology	Rolla	Missouri	Public	8,177,000	2,678,799
Missouri Valley College	Marshall	Missouri	Private not-for-profit	2,286,000	708,459
Missouri Western State University	Saint Joseph	Missouri	Public	6,696,000	1,926,176
Moberly Area Community College	Moberly	Missouri	Public	5,277,000	1,407,193
Nazarene Theological Seminary	Kansas City	Missouri	Private not-for-profit	11,000	6,977
North Central Missouri College	Trenton	Missouri	Public	1,930,000	537,019
Northwest Missouri State University	Maryville	Missouri	Public	7,770,000	2,563,395
Ozark Christian College	Joplin	Missouri	Private not-for-profit	838,000	257,732
Ozarks Technical Community College	Springfield	Missouri	Public	16,746,000	4,424,331
Park University	Parkville	Missouri	Private not-for-profit	6,835,000	2,342,922
Pike Lincoln Technical Center	Eolia	Missouri	Public	96,000	33,666
Poplar Bluff Technical Career Center	Poplar Bluff	Missouri	Public	76,000	25,427
Ranken Technical College	Saint Louis	Missouri	Private not-for-profit	3,438,000	1,128,964
Rockhurst University	Kansas City	Missouri	Private not-for-profit	1,944,000	585,869
Rolla Technical Institute Center	Rolla	Missouri	Public	306,000	105,153
Saint Charles Community College	Cottleville	Missouri	Public	5,457,000	1,410,237
Saint Louis Christian College	Florissant	Missouri	Private not-for-profit	122,000	31,696
Saint Louis Community College	Bridgeton	Missouri	Public	19,729,000	4,639,632
Saint Louis University	Saint Louis	Missouri	Private not-for-profit	8,444,000	2,626,543
Saint Luke'S College Of Health Sciences	Kansas City	Missouri	Private not-for-profit	824,000	272,412
Saline County Career Center	Marshall	Missouri	Public	77,000	26,445
South Central Career Center	West Plains	Missouri	Public	287,000	88,171
Southeast Missouri Hospital College Of Nursing And Health Sciences	Cape Girardeau	Missouri	Private not-for-profit	259,000	65,755
Southeast Missouri State University	Cape Girardeau	Missouri	Public	11,595,000	3,703,107
Southwest Baptist University	Bolivar	Missouri	Private not-for-profit	4,050,000	1,213,794
Special School District Of St. Louis County	Sunset Hills	Missouri	Public	549,000	166,635
St. Louis College Of Pharmacy	Saint Louis	Missouri	Private not-for-profit	946,000	339,148
State Fair Community College	Sedalia	Missouri	Public	5,343,000	1,520,457
State Technical College Of Missouri	Linn	Missouri	Public	2,082,000	688,090
Stephens College	Columbia	Missouri	Private not-for-profit	1,064,000	365,488
Texas County Technical Institute	Houston	Missouri	Private not-for-profit	243,000	77,583
Three Rivers College	Poplar Bluff	Missouri	Public	4,597,000	1,305,644
Truman State University	Kirksville	Missouri	Public	5,231,000	1,726,672
University Of Central Missouri	Warrensburg	Missouri	Public	12,340,000	3,585,160
University Of Missouri - Columbia	Columbia	Missouri	Public	25,055,000	8,448,572
University Of Missouri - Kansas City	Kansas City	Missouri	Public	12,762,000	3,629,362
University Of Missouri - Saint Louis	Saint Louis	Missouri	Public	12,194,000	2,996,113
Urshan Graduate School Of Theology	Florissant	Missouri	Private not-for-profit	8,000	5,117
Warrensburg Area Career Center	Warrensburg	Missouri	Public	67,000	23,053
Washington University In St. Louis	Saint Louis	Missouri	Private not-for-profit	4,515,000	3,194,236

Coronavirus Response and Relief Supplemental Appropriations Act, 2021
Higher Education Emergency Relief Fund: Simulated Distribution of \$20.2 Billion Provided Under Section 314(a)(1)

Institution Name	City	State	Control	Simulated Total Allocation	Estimated Minimum Amount for Student Grants
Waynesville Career Center	Waynesville	Missouri	Public	76,000	26,690
Webster University	Saint Louis	Missouri	Private not-for-profit	6,212,000	1,900,529
Westminster College	Fulton	Missouri	Private not-for-profit	1,131,000	384,322
William Jewell College	Liberty	Missouri	Private not-for-profit	1,034,000	353,796
William Woods University	Fulton	Missouri	Private not-for-profit	1,488,000	491,369
Totals: Missouri				\$351,391,000	\$106,629,218
Aaniih Nakoda College	Harlem	Montana	Public	\$282,000	\$57,180
Blackfeet Community College	Browning	Montana	Private not-for-profit	665,000	133,031
Carroll College	Helena	Montana	Private not-for-profit	1,370,000	471,811
Chief Dull Knife College	Lame Deer	Montana	Public	245,000	51,684
Dawson Community College	Glendive	Montana	Public	318,000	86,076
Flathead Valley Community College	Kalispell	Montana	Public	2,065,000	479,572
Fort Peck Community College	Poplar	Montana	Public	325,000	75,747
Great Falls College Montana State University	Great Falls	Montana	Public	1,789,000	488,611
Helena College University Of Montana	Helena	Montana	Public	1,425,000	354,814
Little Big Horn College	Crow Agency	Montana	Public	515,000	130,095
Miles Community College	Miles City	Montana	Public	517,000	143,389
Montana State University - Billings	Billings	Montana	Public	4,195,000	1,268,598
Montana State University - Northern	Havre	Montana	Public	1,608,000	502,629
Montana State University Bozeman	Bozeman	Montana	Public	16,253,000	5,347,040
Montana Technological University	Butte	Montana	Public	2,787,000	861,100
Rocky Mountain College	Billings	Montana	Private not-for-profit	1,390,000	466,696
Salish Kootenai College	Pablo	Montana	Private not-for-profit	1,541,000	416,262
Stone Child College	Box Elder	Montana	Public	581,000	108,399
University Of Montana (The)	Missoula	Montana	Public	12,621,000	3,914,138
University Of Montana Western (The)	Dillon	Montana	Public	1,923,000	637,451
University Of Providence	Great Falls	Montana	Private not-for-profit	700,000	241,498
Totals: Montana				\$53,115,000	\$16,235,816
Bellevue University	Bellevue	Nebraska	Private not-for-profit	\$3,482,000	\$1,762,570
Bryan College Of Health Sciences	Lincoln	Nebraska	Private not-for-profit	805,000	245,209
Central Community College	Grand Island	Nebraska	Public	4,549,000	1,109,227
Chadron State College	Chadron	Nebraska	Public	2,034,000	681,639
Chi Health School Of Radiologic Technology	Omaha	Nebraska	Private not-for-profit	26,000	10,149
Clarkson College	Omaha	Nebraska	Private not-for-profit	822,000	274,951
College Of Saint Mary	Omaha	Nebraska	Private not-for-profit	1,627,000	538,655
Concordia University	Seward	Nebraska	Private not-for-profit	1,750,000	541,745
Creighton University	Omaha	Nebraska	Private not-for-profit	4,734,000	1,687,671
Doane University	Crete	Nebraska	Private not-for-profit	2,503,000	780,461
Hastings College	Hastings	Nebraska	Private not-for-profit	1,547,000	525,975
Little Priest Tribal College	Winnebago	Nebraska	Public	302,000	72,092
Metropolitan Community College	Omaha	Nebraska	Public	13,647,000	3,152,698
Mid-Plains Community College	North Platte	Nebraska	Public	1,672,000	431,473
Midland University	Fremont	Nebraska	Private not-for-profit	1,848,000	552,169

Coronavirus Response and Relief Supplemental Appropriations Act, 2021
Higher Education Emergency Relief Fund: Simulated Distribution of \$20.2 Billion Provided Under Section 314(a)(1)

Institution Name	City	State	Control	Simulated Total Allocation	Estimated Minimum Amount for Student Grants
Nebraska Indian Community College	Macy	Nebraska	Public	211,000	41,788
Nebraska Methodist College Of Nursing & Allied Health	Omaha	Nebraska	Private not-for-profit	998,000	341,946
Nebraska Wesleyan University	Lincoln	Nebraska	Private not-for-profit	2,589,000	691,376
Northeast Community College	Norfolk	Nebraska	Public	3,717,000	953,604
Peru State College	Peru	Nebraska	Public	1,712,000	523,672
Southeast Community College	Lincoln	Nebraska	Public	9,185,000	2,420,218
Summit Christian College	Gering	Nebraska	Private not-for-profit	35,000	10,513
Union College	Lincoln	Nebraska	Private not-for-profit	1,178,000	381,998
University Of Nebraska	Lincoln	Nebraska	Public	24,042,000	8,019,350
University Of Nebraska - Kearney	Kearney	Nebraska	Public	6,690,000	2,253,984
University Of Nebraska At Omaha	Omaha	Nebraska	Public	17,868,000	5,596,637
University Of Nebraska Medical Center	Omaha	Nebraska	Public	1,808,000	669,837
Wayne State College	Wayne	Nebraska	Public	4,262,000	1,358,780
Western Nebraska Community College	Scottsbluff	Nebraska	Public	1,735,000	423,849
York College	York	Nebraska	Private not-for-profit	724,000	241,658
Totals: Nebraska				\$118,102,000	\$36,295,885
College Of Southern Nevada	Las Vegas	Nevada	Public	\$32,710,000	\$7,887,204
Expertise Cosmetology Institute	Las Vegas	Nevada	Private not-for-profit	433,000	91,511
Great Basin College	Elko	Nevada	Public	1,220,000	423,030
Nevada State College	Henderson	Nevada	Public	5,313,000	1,540,872
Roseman University Of Health Sciences	Henderson	Nevada	Private not-for-profit	1,199,000	446,921
Sierra Nevada College	Incline Village	Nevada	Private not-for-profit	901,000	276,835
Truckee Meadows Community College	Reno	Nevada	Public	7,723,000	1,806,626
University Of Nevada - Las Vegas	Las Vegas	Nevada	Public	38,552,000	12,120,647
University Of Nevada , Reno	Reno	Nevada	Public	22,325,000	7,254,267
Western Nevada College	Carson City	Nevada	Public	2,901,000	761,735
Wongu University Of Oriental Medicine	Las Vegas	Nevada	Private not-for-profit	12,000	7,420
Totals: Nevada				\$113,289,000	\$32,617,065
Colby-Sawyer College	New London	New Hampshire	Private not-for-profit	\$1,148,000	\$393,803
Dartmouth College	Hanover	New Hampshire	Private not-for-profit	2,430,000	1,714,675
Franklin Pierce University	Rindge	New Hampshire	Private not-for-profit	2,204,000	765,324
Granite State College	Concord	New Hampshire	Public	780,000	395,721
Great Bay Community College	Portsmouth	New Hampshire	Public	1,987,000	446,085
Keene State College	Keene	New Hampshire	Public	4,423,000	1,501,680
Lakes Region Community College	Laconia	New Hampshire	Public	1,058,000	223,756
Magdalen College	Warner	New Hampshire	Private not-for-profit	154,000	51,796
Manchester Community College	Manchester	New Hampshire	Public	2,858,000	641,835
Nashua Community College	Nashua	New Hampshire	Public	1,827,000	413,179
New England College	Henniker	New Hampshire	Private not-for-profit	3,124,000	995,067
Nhti - Concord'S Community College	Concord	New Hampshire	Public	3,756,000	963,288
Plymouth State University Of The University System Of New Hampshire	Plymouth	New Hampshire	Public	6,041,000	2,034,461
River Valley Community College	Claremont	New Hampshire	Public	950,000	203,342
Rivier University	Nashua	New Hampshire	Private not-for-profit	1,582,000	516,361

Coronavirus Response and Relief Supplemental Appropriations Act, 2021
Higher Education Emergency Relief Fund: Simulated Distribution of \$20.2 Billion Provided Under Section 314(a)(1)

Institution Name	City	State	Control	Simulated Total Allocation	Estimated Minimum Amount for Student Grants
Saint Anselm College	Manchester	New Hampshire	Private not-for-profit	1,613,000	567,338
Southern New Hampshire University	Manchester	New Hampshire	Private not-for-profit	31,392,000	22,846,004
St. Joseph Hospital Of Nashua N.H.D/B/A St. Joseph School Of Nursing	Nashua	New Hampshire	Private not-for-profit	178,000	48,014
Thomas More College Of Liberal Arts	Merrimack	New Hampshire	Private not-for-profit	150,000	51,262
University Of New Hampshire	Durham	New Hampshire	Public	17,051,000	5,888,778
Upper Valley Educators Institute	Lebanon	New Hampshire	Private not-for-profit	11,000	4,365
White Mountains Community College	Berlin	New Hampshire	Public	1,124,000	260,252
Totals: New Hampshire				\$85,841,000	\$40,926,380
Atlantic Cape Community College	Mays Landing	New Jersey	Public	\$8,495,000	\$2,115,171
Bais Medrash Mayan Hatorah	Lakewood	New Jersey	Private not-for-profit	65,000	23,189
Bais Medrash Toras Chesed	Lakewood	New Jersey	Private not-for-profit	141,000	34,019
Bergen Community College	Paramus	New Jersey	Public	16,640,000	4,330,709
Bergen County Technical Schools	Hackensack	New Jersey	Public	157,000	38,054
Beth Medrash Govoha Of America	Lakewood	New Jersey	Private not-for-profit	9,026,000	2,949,797
Beth Medrash Of Asbury Park	Lakewood	New Jersey	Private not-for-profit	161,000	54,573
Bloomfield College	Bloomfield	New Jersey	Private not-for-profit	4,416,000	1,440,519
Brookdale Community College	Lincroft	New Jersey	Public	12,703,000	3,212,206
Caldwell University	Caldwell	New Jersey	Private not-for-profit	3,162,000	1,039,065
Camden County College	Blackwood	New Jersey	Public	12,882,000	3,031,056
Centenary University	Hackettstown	New Jersey	Private not-for-profit	2,170,000	705,262
College Of New Jersey (The)	Ewing	New Jersey	Public	7,191,000	2,514,066
College Of Saint Elizabeth	Morristown	New Jersey	Private not-for-profit	1,623,000	491,923
County College Of Morris	Randolph	New Jersey	Public	7,323,000	1,892,019
Drew University	Madison	New Jersey	Private not-for-profit	2,551,000	868,714
Essex County College	Newark	New Jersey	Public	14,982,000	3,904,331
Fairleigh Dickinson University	Teaneck	New Jersey	Private not-for-profit	10,161,000	2,954,602
Felician University	Lodi	New Jersey	Private not-for-profit	3,649,000	1,175,750
Georgian Court University	Lakewood	New Jersey	Private not-for-profit	2,840,000	874,168
Holy Name Medical Center School Of Nursing	Teaneck	New Jersey	Private not-for-profit	288,000	103,195
Hudson County Community College	Jersey City	New Jersey	Public	17,096,000	4,287,831
Jfk Medical Center Muhlenberg Harold B. And Dorothy A. Snyder Schools	Plainfield	New Jersey	Private not-for-profit	869,000	214,927
Kean University	Union	New Jersey	Public	22,400,000	6,876,570
Mercer County Community College	West Windsor	New Jersey	Public	8,267,000	1,990,558
Middlesex County College	Edison	New Jersey	Public	14,934,000	3,760,317
Monmouth County Vocational School District	Freehold	New Jersey	Public	126,000	30,326
Monmouth University	West Long Branch	New Jersey	Private not-for-profit	7,303,000	2,498,650
Montclair State University	Montclair	New Jersey	Public	31,559,000	10,161,741
Morris County School Of Technology	Denville	New Jersey	Public	96,000	34,074
New Brunswick Theological Seminary	New Brunswick	New Jersey	Private not-for-profit	19,000	12,076
New Community Career And Technical Institute	Newark	New Jersey	Private not-for-profit	443,000	144,883
New Jersey City University	Jersey City	New Jersey	Public	14,243,000	4,378,535
New Jersey Institute Of Technology	Newark	New Jersey	Public	13,541,000	4,162,485
Ocean County College	Toms River	New Jersey	Public	8,948,000	2,288,585
Ocean County Vocational - Technical Schools	Toms River	New Jersey	Public	589,000	190,412

Coronavirus Response and Relief Supplemental Appropriations Act, 2021
Higher Education Emergency Relief Fund: Simulated Distribution of \$20.2 Billion Provided Under Section 314(a)(1)

Institution Name	City	State	Control	Simulated Total Allocation	Estimated Minimum Amount for Student Grants
Passaic County Community College	Paterson	New Jersey	Public	11,816,000	2,777,829
Pillar College	Newark	New Jersey	Private not-for-profit	1,031,000	281,240
Princeton Theological Seminary	Princeton	New Jersey	Private not-for-profit	56,000	56,000
Princeton University	Princeton	New Jersey	Private not-for-profit	3,243,000	1,212,050
Rabbi Jacob Joseph School	Edison	New Jersey	Private not-for-profit	104,000	36,402
Rabbinical College Of America	Morristown	New Jersey	Private not-for-profit	506,000	173,628
Ramapo College Of New Jersey	Mahwah	New Jersey	Public	6,993,000	2,324,353
Raritan Valley Community College	Branchburg	New Jersey	Public	7,789,000	1,948,860
Rider University	Lawrenceville	New Jersey	Private not-for-profit	5,653,000	1,879,105
Rowan College At Burlington County	Mount Laurel	New Jersey	Public	8,813,000	2,001,158
Rowan College Of South Jersey	Sewell	New Jersey	Public	11,736,000	3,377,821
Rowan University	Glassboro	New Jersey	Public	23,044,000	7,514,848
Rutgers, The State University Of New Jersey	New Brunswick	New Jersey	Public	83,219,000	27,759,320
Saint Francis Medical Center	Trenton	New Jersey	Private not-for-profit	40,000	11,982
Saint Peter'S University	Jersey City	New Jersey	Private not-for-profit	6,215,000	2,032,293
Salem Community College	Carneys Point	New Jersey	Public	1,319,000	342,565
Seminary Bnos Chaim	Lakewood	New Jersey	Private not-for-profit	381,000	127,780
Seton Hall University	South Orange	New Jersey	Private not-for-profit	8,680,000	2,968,959
Stevens Institute Of Technology	Hoboken	New Jersey	Private not-for-profit	4,491,000	1,591,853
Stockton University	Galloway	New Jersey	Public	15,291,000	5,101,619
Sussex County Community College	Newton	New Jersey	Public	2,391,000	621,418
Talmudical Academy	Adelphia	New Jersey	Private not-for-profit	180,000	61,229
Thomas Edison State University	Trenton	New Jersey	Public	505,000	461,625
Union County College	Cranford	New Jersey	Public	14,667,000	3,795,504
Union County Vocational Technical Schools	Scotch Plains	New Jersey	Public	144,000	50,052
Warren County Community College	Washington	New Jersey	Public	1,753,000	349,186
William Paterson University Of New Jersey	Wayne	New Jersey	Public	16,184,000	5,012,678
Yeshiva Bais Aharon	Lakewood	New Jersey	Private not-for-profit	94,000	32,020
Yeshiva Chemdas Hatorah	Lakewood	New Jersey	Private not-for-profit	167,000	56,446
Yeshiva Gedola Tiferes Yerachmiel	Lakewood	New Jersey	Private not-for-profit	264,000	89,711
Yeshiva Gedolah Keren Hatorah	Lakewood	New Jersey	Private not-for-profit	339,000	114,620
Yeshiva Gedolah Of Cliffwood	Keyport	New Jersey	Private not-for-profit	91,000	32,382
Yeshiva Gedolah Shaarei Shmuel	Lakewood	New Jersey	Private not-for-profit	123,000	42,686
Yeshiva Gedolah Tiferes Boruch	North Plainfield	New Jersey	Private not-for-profit	128,000	43,442
Yeshiva Gedolah Zichron Leyma	Union	New Jersey	Private not-for-profit	46,000	15,833
Yeshiva Toras Chaim	Lakewood	New Jersey	Private not-for-profit	514,000	173,876
Yeshiva Yesodei Hatorah	Lakewood	New Jersey	Private not-for-profit	107,000	36,821
Yeshivas Be'Er Yitzchok	Elizabeth	New Jersey	Private not-for-profit	209,000	69,997
Yeshivas Emek Hatorah	Howell	New Jersey	Private not-for-profit	81,000	28,227
Totals: New Jersey				\$499,466,000	\$149,391,757
Central New Mexico Community College	Albuquerque	New Mexico	Public	\$21,303,000	\$5,103,717
Clovis Community College	Clovis	New Mexico	Public	2,341,000	523,863
Eastern New Mexico University	Portales	New Mexico	Public	6,121,000	1,842,094
Institute Of American Indian & Alaska Native Culture & Artsdevelopment	Santa Fe	New Mexico	Public	704,000	174,260

Coronavirus Response and Relief Supplemental Appropriations Act, 2021
Higher Education Emergency Relief Fund: Simulated Distribution of \$20.2 Billion Provided Under Section 314(a)(1)

Institution Name	City	State	Control	Simulated Total Allocation	Estimated Minimum Amount for Student Grants
Luna Community College	Las Vegas	New Mexico	Public	976,000	204,710
Mesalands Community College	Tucumcari	New Mexico	Public	593,000	106,489
Navajo Technical University	Crownpoint	New Mexico	Public	3,128,000	751,852
New Mexico Highlands University	Las Vegas	New Mexico	Public	2,987,000	1,026,987
New Mexico Institute Of Mining & Technology	Socorro	New Mexico	Public	2,115,000	686,599
New Mexico Junior College	Hobbs	New Mexico	Public	2,278,000	593,502
New Mexico Military Institute	Roswell	New Mexico	Public	615,000	207,817
New Mexico State University	Las Cruces	New Mexico	Public	27,542,000	7,781,180
Northern New Mexico College	Espanola	New Mexico	Public	1,919,000	539,781
Saint John'S College	Santa Fe	New Mexico	Private not-for-profit	543,000	188,649
San Juan College	Farmington	New Mexico	Public	6,147,000	1,622,584
Santa Fe Community College	Santa Fe	New Mexico	Public	3,314,000	646,553
Southwestern College	Santa Fe	New Mexico	Private not-for-profit	35,000	22,696
Southwestern Indian Polytechnic Institute	Albuquerque	New Mexico	Public	958,000	297,639
University Of New Mexico	Albuquerque	New Mexico	Public	31,408,000	9,179,256
University Of The Southwest	Hobbs	New Mexico	Private not-for-profit	781,000	293,927
Western New Mexico University	Silver City	New Mexico	Public	3,175,000	968,713
Totals: New Mexico				\$118,983,000	\$32,762,864
Adelphi University	Garden City	New York	Private not-for-profit	\$8,083,000	\$2,658,483
Adirondack Community College - Suny Office Of Community Colleges	Queensbury	New York	Public	4,969,000	1,310,189
Ailey School (The)	New York	New York	Private not-for-profit	113,000	38,202
Albany College Of Pharmacy And Health Sciences	Albany	New York	Private not-for-profit	1,315,000	470,611
Albany Law School Of Union University	Albany	New York	Private not-for-profit	92,000	58,887
Albany Medical College	Albany	New York	Private not-for-profit	183,000	117,304
Albany Schoharie Schenectady Saratoga Boces Practical Nursing Program	Albany	New York	Public	625,000	208,498
Alfred University	Alfred	New York	Private not-for-profit	3,203,000	1,046,994
American Academy Mcallister Institute	New York	New York	Private not-for-profit	258,000	118,683
American Academy Of Dramatic Arts	New York	New York	Private not-for-profit	780,000	266,906
American Musical & Dramatic Academy	New York	New York	Private not-for-profit	3,358,000	1,139,018
Arnot Ogden Medical Center	Elmira	New York	Private not-for-profit	128,000	39,732
Associated Beth Rivkah Schools	Brooklyn	New York	Private not-for-profit	469,000	142,412
Bais Binyomin Academy	Monsey	New York	Private not-for-profit	98,000	33,166
Bank Street College Of Education	New York	New York	Private not-for-profit	97,000	62,011
Bard College	Annandale-On-Hudson	New York	Private not-for-profit	2,976,000	1,032,393
Barnard College	New York	New York	Private not-for-profit	2,436,000	856,322
Be'Er Yaakov Talmudic Seminary	Spring Valley	New York	Private not-for-profit	1,996,000	667,535
Beis Medrash Heichal Dovid	Far Rockaway	New York	Private not-for-profit	137,000	48,442
Bet Medrash Gadol Ateret Torah	Brooklyn	New York	Private not-for-profit	290,000	98,142
Beth Hamedrash Shaarei Yosher Institute	Brooklyn	New York	Private not-for-profit	200,000	66,587
Beth Medrash Meor Yitzchok	Monsey	New York	Private not-for-profit	335,000	114,446
Bill And Sandra Pomeroy College Of Nursing At Crouse Hospital	Syracuse	New York	Private not-for-profit	398,000	103,922
Binghamton University	Vestal	New York	Public	19,930,000	6,823,666
Bnos Zion Of Bobov Seminary	Brooklyn	New York	Private not-for-profit	321,000	107,846
Boricua College	New York	New York	Private not-for-profit	2,592,000	872,491

Coronavirus Response and Relief Supplemental Appropriations Act, 2021
Higher Education Emergency Relief Fund: Simulated Distribution of \$20.2 Billion Provided Under Section 314(a)(1)

Institution Name	City	State	Control	Simulated Total Allocation	Estimated Minimum Amount for Student Grants
Brooklyn Law School	Brooklyn	New York	Private not-for-profit	196,000	125,555
Broome Delaware Tioga Boces Program Of Practical Nursing	Binghamton	New York	Public	148,000	47,082
Canisius College	Buffalo	New York	Private not-for-profit	3,566,000	1,213,415
Career School Of Ny	Staten Island	New York	Private not-for-profit	172,000	37,107
Cattaraugus/Allegany/Erie/Wyoming Boces	Olean	New York	Public	119,000	29,401
Cayuga Community College - Suny Office Of Community College	Auburn	New York	Public	3,711,000	810,802
Cayuga Onondaga Boces	Auburn	New York	Public	99,000	29,710
Cazenovia College	Cazenovia	New York	Private not-for-profit	1,612,000	512,388
Central Yeshiva Beth Joseph	Brooklyn	New York	Private not-for-profit	45,000	16,014
Central Yeshiva Tomchei Tmimim Lubavitz	Brooklyn	New York	Private not-for-profit	1,096,000	371,567
Champlain Valley Physicians Hospital Medical Center	Plattsburgh	New York	Private not-for-profit	31,000	10,485
Christ The King Seminary	East Aurora	New York	Private not-for-profit	9,000	5,529
Circle In The Square Theatre School	New York	New York	Private not-for-profit	58,000	20,715
City College Of New York - Cuny	New York	New York	Public	26,558,000	7,699,953
Clarkson University	Potsdam	New York	Private not-for-profit	3,862,000	1,324,354
Clinton Community College - Suny Office Of Community Colleges	Plattsburgh	New York	Public	1,571,000	398,981
Clinton-Essex-Warren-Washington Boces	Plattsburgh	New York	Public	129,000	41,361
Cochran School Of Nursing Saint John'S Riverside Hosp	Yonkers	New York	Private not-for-profit	176,000	43,336
Colgate Rochester Crozer Divinity School	Rochester	New York	Private not-for-profit	10,000	6,547
Colgate University	Hamilton	New York	Private not-for-profit	2,313,000	818,001
College Of Mount Saint Vincent	Bronx	New York	Private not-for-profit	3,727,000	1,299,174
College Of Saint Rose	Albany	New York	Private not-for-profit	5,257,000	1,742,582
College Of Staten Island/Cuny	Staten Island	New York	Public	22,143,000	6,304,978
Columbia - Greene Community College - Suny Office Of Cmnty Colleges	Hudson	New York	Public	1,816,000	430,354
Columbia University In The City Of New York	New York	New York	Private not-for-profit	17,997,000	6,443,100
Concordia College	Bronxville	New York	Private not-for-profit	1,712,000	424,698
Cooper Union For The Advancement Of Science & Art (The)	New York	New York	Private not-for-profit	1,090,000	383,253
Cornell University	Ithaca	New York	Private not-for-profit	17,806,000	6,417,490
Corning Community College - Suny Office Of Community Colleges	Corning	New York	Public	3,966,000	997,724
Culinary Institute Of America	Hyde Park	New York	Private not-for-profit	4,508,000	1,498,627
Cuny Bernard M. Baruch College	New York	New York	Public	28,192,000	8,300,613
Cuny Borough Of Manhattan Community College	New York	New York	Public	53,869,000	13,280,414
Cuny Bronx Community College	Bronx	New York	Public	21,407,000	4,839,313
Cuny Brooklyn College	Brooklyn	New York	Public	30,514,000	8,830,665
Cuny Graduate School & University Center	New York	New York	Public	1,694,000	509,067
Cuny Hunter College	New York	New York	Public	32,840,000	9,531,479
Cuny John Jay College Of Criminal Justice	New York	New York	Public	27,115,000	7,964,005
Cuny Laguardia Community College	Long Island City	New York	Public	27,526,000	6,465,616
Cuny Lehman College	Bronx	New York	Public	25,230,000	6,749,548
Cuny Medgar Evers College	Brooklyn	New York	Public	13,477,000	3,571,719
Cuny Queens College	Queens	New York	Public	29,015,000	8,396,399
Cuny School Of Law '(The)'	Long Island City	New York	Public	111,000	70,998
Cuny York College	Jamaica	New York	Public	13,828,000	3,613,707
Cuny, Hostos Community College	Bronx	New York	Public	15,667,000	3,652,715
D'Youville College	Buffalo	New York	Private not-for-profit	2,845,000	900,685

Coronavirus Response and Relief Supplemental Appropriations Act, 2021
Higher Education Emergency Relief Fund: Simulated Distribution of \$20.2 Billion Provided Under Section 314(a)(1)

Institution Name	City	State	Control	Simulated Total Allocation	Estimated Minimum Amount for Student Grants
Daemen College	Amherst	New York	Private not-for-profit	2,967,000	963,473
Davis College	Johnson City	New York	Private not-for-profit	268,000	75,836
Dominican College Of Blauvelt	Orangeburg	New York	Private not-for-profit	2,665,000	882,111
Dutchess Boces School Of Practical Nursing	Poughkeepsie	New York	Public	373,000	114,701
Dutchess Community College	Poughkeepsie	New York	Public	7,419,000	1,807,287
E.D.P. School	Brooklyn	New York	Private not-for-profit	457,000	129,639
Eastern Suffolk Boces	Brentwood	New York	Public	502,000	136,797
Elim Bible Institute And College	Lima	New York	Private not-for-profit	231,000	78,972
Ellis Medicine, The Belanger School Of Nursing	Schenectady	New York	Private not-for-profit	131,000	39,370
Elmira College	Elmira	New York	Private not-for-profit	1,372,000	464,931
Elyon College	Brooklyn	New York	Private not-for-profit	118,000	39,723
Erie 1 Board Of Cooperative Educational Services	West Seneca	New York	Public	844,000	288,635
Erie 2 - Chautauqua - Cattaraugus Boces	Angola	New York	Public	233,000	82,917
Erie Community College	Buffalo	New York	Public	15,790,000	4,119,923
Excelsior College	Albany	New York	Private not-for-profit	791,000	791,000
Fashion Institute Of Technology	New York	New York	Public	11,048,000	3,553,700
Finger Lakes Community College - Suny Office Of Community Colleges	Canandaigua	New York	Public	5,895,000	1,394,864
Fordham University	Bronx	New York	Private not-for-profit	11,849,000	4,144,592
General Theological Seminary Of The Episcopal Church (The)	New York	New York	Private not-for-profit	8,000	5,238
Genesee Community College	Batavia	New York	Public	5,374,000	1,312,440
Genesee-Livingston-Steuben-Wyoming Boces	Batavia	New York	Public	424,000	131,067
Geneva General Hospital	Geneva	New York	Private not-for-profit	357,000	118,637
Hamilton College	Clinton	New York	Private not-for-profit	874,000	594,754
Hartwick College	Oneonta	New York	Private not-for-profit	1,914,000	635,892
Hebrew Union College - Jewish Institute Of Religion	New York	New York	Private not-for-profit	81,000	52,084
Helene Fuld College Of Nursing	New York	New York	Private not-for-profit	865,000	222,757
Herkimer County	Ilion	New York	Public	198,000	58,672
Herkimer County Community College - Suny Office Of Community Colleges	Herkimer	New York	Public	3,073,000	848,037
Hilbert College	Hamburg	New York	Private not-for-profit	1,302,000	342,556
Hobart And William Smith Colleges	Geneva	New York	Private not-for-profit	2,285,000	785,790
Hofstra University	Hempstead	New York	Private not-for-profit	9,064,000	3,142,758
Houghton College	Houghton	New York	Private not-for-profit	1,884,000	656,112
Hudson Valley Community College	Troy	New York	Public	10,503,000	2,682,291
Icahn School Of Medicine At Mount Sinai	New York	New York	Private not-for-profit	262,000	168,037
Iona College	New Rochelle	New York	Private not-for-profit	4,740,000	1,540,457
Ithaca College	Ithaca	New York	Private not-for-profit	6,640,000	2,292,627
Jamestown Community College	Jamestown	New York	Public	4,717,000	1,190,499
Jefferson Community College	Watertown	New York	Public	4,795,000	1,229,526
Jefferson Lewis Boces Program Of Practical Nursing	Watertown	New York	Public	161,000	52,617
Jewish Theological Seminary Of America (The)	New York	New York	Private not-for-profit	158,000	59,337
Juilliard School (The)	New York	New York	Private not-for-profit	704,000	262,100
Kehilath Yakov Rabbinical Seminary	Ossining	New York	Private not-for-profit	500,000	167,211
Keuka College	Keuka Park	New York	Private not-for-profit	3,111,000	990,852
King'S College (The)	New York	New York	Private not-for-profit	634,000	200,371
Kingsborough Commmunity College/Cuny	Brooklyn	New York	Public	22,021,000	5,092,261

Coronavirus Response and Relief Supplemental Appropriations Act, 2021
Higher Education Emergency Relief Fund: Simulated Distribution of \$20.2 Billion Provided Under Section 314(a)(1)

Institution Name	City	State	Control	Simulated Total Allocation	Estimated Minimum Amount for Student Grants
Le Moyne College	Syracuse	New York	Private not-for-profit	4,141,000	1,354,852
Long Island University	Brookville	New York	Private not-for-profit	12,522,000	3,516,913
Machzikei Hadath Rabbinical College	Brooklyn	New York	Private not-for-profit	519,000	173,477
Madison Oneida Boces Practical Nursing Program	Verona	New York	Public	165,000	44,824
Manhattan College	Riverdale	New York	Private not-for-profit	4,884,000	1,649,875
Manhattan School Of Computer Technology	Brooklyn	New York	Private not-for-profit	1,644,000	400,937
Manhattan School Of Music	New York	New York	Private not-for-profit	609,000	220,741
Manhattanville College	Purchase	New York	Private not-for-profit	2,672,000	860,913
Maria College	Albany	New York	Private not-for-profit	1,309,000	351,732
Marist College	Poughkeepsie	New York	Private not-for-profit	5,140,000	1,736,306
Marymount Manhattan College	New York	New York	Private not-for-profit	2,621,000	851,721
Mechon L'Hoyroa	Monsey	New York	Private not-for-profit	137,000	45,943
Medaille College	Buffalo	New York	Private not-for-profit	3,348,000	1,077,269
Memorial Sloan Kettering Cancer Center	New York	New York	Private not-for-profit	11,000	3,793
Mercy College	Dobbs Ferry	New York	Private not-for-profit	12,531,000	3,747,360
Merkaz Bros	Brooklyn	New York	Private not-for-profit	654,000	201,914
Mesivta Of Eastern Parkway Rabbinical Seminary	Brooklyn	New York	Private not-for-profit	90,000	30,274
Mesivta Torah Vodaath Rabbinical Seminary	Brooklyn	New York	Private not-for-profit	658,000	229,819
Mesivtha Tifereth Jerusalem Of America	New York	New York	Private not-for-profit	96,000	33,056
Metropolitan College Of New York	New York	New York	Private not-for-profit	2,726,000	858,481
Metropolitan Learning Institute	Rego Park	New York	Private not-for-profit	1,236,000	330,110
Mirrer Yeshiva Central Institute	Brooklyn	New York	Private not-for-profit	245,000	78,188
Mohawk Valley Community College - Suny Office Of Community Colleges	Utica	New York	Public	8,721,000	2,230,406
Molloy College	Rockville Centre	New York	Private not-for-profit	4,965,000	1,346,944
Monroe 2 - Orleans Boces, Center For Workforce Development	Rochester	New York	Public	189,000	46,043
Monroe Community College	Rochester	New York	Public	20,513,000	4,752,481
Montefiore School Of Nursing	Mount Vernon	New York	Private not-for-profit	189,000	47,437
Mount Saint Mary College	Newburgh	New York	Private not-for-profit	2,907,000	907,943
Nassau Community College	Garden City	New York	Public	23,233,000	6,120,060
Nazareth College Of Rochester	Rochester	New York	Private not-for-profit	3,163,000	1,062,626
Neighborhood Playhouse School Of The Theatre (The)	New York City	New York	Private not-for-profit	86,000	30,491
New School, The	New York	New York	Private not-for-profit	7,774,000	2,516,343
New York Academy Of Art (The)	New York	New York	Private not-for-profit	31,000	19,932
New York Chiropractic College	Seneca Falls	New York	Private not-for-profit	172,000	110,295
New York City College Of Technology Of The City University Of New York	Brooklyn	New York	Public	30,500,000	8,104,664
New York College Of Health Professions	Syosset	New York	Private not-for-profit	903,000	268,522
New York College Of Podiatric Medicine	New York	New York	Private not-for-profit	90,000	57,613
New York College Of Traditional Chinese Medicine	Mineola	New York	Private not-for-profit	66,000	42,337
New York Institute Of Technology	Old Westbury	New York	Private not-for-profit	6,796,000	2,234,605
New York Law School	New York	New York	Private not-for-profit	212,000	135,739
New York Medical College	Valhalla	New York	Private not-for-profit	292,000	187,129
New York School Of Interior Design	New York	New York	Private not-for-profit	243,000	62,625
New York Theological Seminary	New York	New York	Private not-for-profit	36,000	22,987
New York University	New York	New York	Private not-for-profit	36,799,000	12,927,472
Niagara County Community College	Sanborn	New York	Public	6,797,000	1,836,455

Coronavirus Response and Relief Supplemental Appropriations Act, 2021
Higher Education Emergency Relief Fund: Simulated Distribution of \$20.2 Billion Provided Under Section 314(a)(1)

Institution Name	City	State	Control	Simulated Total Allocation	Estimated Minimum Amount for Student Grants
Niagara University	Niagara University	New York	Private not-for-profit	4,083,000	1,397,698
North Country Community College	Saranac Lake	New York	Public	2,244,000	558,641
Northeastern Seminary	Rochester	New York	Private not-for-profit	12,000	7,561
Nyack College	Nyack	New York	Private not-for-profit	3,035,000	955,532
Ohr Hameir Theological Seminary	Peekskill	New York	Private not-for-profit	272,000	92,003
Onondaga Community College	Syracuse	New York	Public	11,331,000	2,673,278
Onondaga Cortland Madison Boces	Liverpool	New York	Public	1,325,000	421,310
Orange County Community College	Middletown	New York	Public	6,879,000	1,719,698
Orange Ulster Boces School Of Practical Nursing	Goshen	New York	Public	167,000	48,679
Orleans Niagara Boces	Sanborn	New York	Public	180,000	56,760
Oswego County Boces	Mexico	New York	Public	186,000	62,576
Otsego Delaware Schoharie Greene Boces	Oneonta	New York	Public	80,000	27,027
Pace University	New York	New York	Private not-for-profit	12,750,000	4,370,053
Paul Smith'S College Of Arts & Sciences	Paul Smiths	New York	Private not-for-profit	1,379,000	462,129
Phillips School Of Nursing At Mount Sinai Beth Israel	New York	New York	Private not-for-profit	224,000	75,597
Pratt Institute	Brooklyn	New York	Private not-for-profit	4,159,000	1,415,603
Queensborough Community College-Cuny	Bayside	New York	Public	23,382,000	5,663,540
Rabbinical Academy Mesivta Rabbi Chaim Berlin	Brooklyn	New York	Private not-for-profit	236,000	84,334
Rabbinical College Beth Shraga	Monsey	New York	Private not-for-profit	62,000	21,634
Rabbinical College Bobover Yeshiva Bnei Zion	Brooklyn	New York	Private not-for-profit	1,124,000	375,500
Rabbinical College Of Long Island	Long Beach	New York	Private not-for-profit	250,000	85,237
Rabbinical College Of Ohr Shimon Yisroel	Brooklyn	New York	Private not-for-profit	687,000	230,132
Rabbinical College Of Yeshiva And Kolel Bais Medrosh Elyon Association	Monsey	New York	Private not-for-profit	86,000	30,491
Rabbinical College Ohr Yisroel	Brooklyn	New York	Private not-for-profit	262,000	88,302
Rabbinical Seminary Of America	Flushing	New York	Private not-for-profit	348,000	129,263
Relay Graduate School Of Education	New York	New York	Private not-for-profit	577,000	370,221
Rensselaer Polytechnic Institute	Troy	New York	Private not-for-profit	6,936,000	2,414,391
Roberts Wesleyan College	Rochester	New York	Private not-for-profit	2,211,000	719,703
Rochester General-Isabella Graham Hart School Of Practical Nursing	Rochester	New York	Private not-for-profit	363,000	114,632
Rochester Institute Of Technology	Rochester	New York	Private not-for-profit	16,872,000	5,248,240
Rockland Community College	Suffern	New York	Public	7,104,000	1,841,316
Rockland County Boces Adult Education	West Nyack	New York	Public	155,000	52,372
Sage Colleges	Troy	New York	Private not-for-profit	2,788,000	906,323
Saint Bernard'S School Of Theology And Ministry	Rochester	New York	Private not-for-profit	11,000	6,838
Saint Elizabeth Medical Center	Utica	New York	Private not-for-profit	372,000	110,121
Saint Francis College	Brooklyn Heights	New York	Private not-for-profit	4,173,000	1,337,630
Saint John Fisher College	Rochester	New York	Private not-for-profit	4,009,000	1,352,902
Saint John'S University	Queens	New York	Private not-for-profit	19,999,000	6,176,940
Saint Joseph'S College	Brooklyn	New York	Private not-for-profit	6,158,000	1,987,864
Saint Joseph'S College Of Nursing At St Joseph'S Hospital Health Cente	Syracuse	New York	Private not-for-profit	419,000	130,822
Saint Thomas Aquinas College	Sparkill	New York	Private not-for-profit	1,215,000	245,512
Saint Vladimirs Orthodox Theological Seminary	Yonkers	New York	Private not-for-profit	19,000	12,221
Samaritan Hospital School Of Nursing	Troy	New York	Private not-for-profit	210,000	55,317
Sarah Lawrence College	Bronxville	New York	Private not-for-profit	1,353,000	472,228
Schenectady County Community College	Schenectady	New York	Public	5,432,000	1,188,346

Coronavirus Response and Relief Supplemental Appropriations Act, 2021
Higher Education Emergency Relief Fund: Simulated Distribution of \$20.2 Billion Provided Under Section 314(a)(1)

Institution Name	City	State	Control	Simulated Total Allocation	Estimated Minimum Amount for Student Grants
School Of Professional Horticulture, N. Y. Botanical Garden	Bronx	New York	Private not-for-profit	17,000	6,384
Schuyler Steuben Chemung Tioga Allegany Boces	Elmira	New York	Public	225,000	54,464
Seminar L'Moros Bais Yaakov	Brooklyn	New York	Private not-for-profit	952,000	322,207
Shor Yoshuv Rabbinical College	Lawrence	New York	Private not-for-profit	81,000	29,899
Siena College	Loudonville	New York	Private not-for-profit	3,886,000	1,311,319
Skidmore College	Saratoga Springs	New York	Private not-for-profit	2,338,000	820,317
Southern Westchester Boces	Harrison	New York	Public	161,000	46,400
St. Bonaventure University	Saint Bonaventure	New York	Private not-for-profit	2,402,000	843,315
St. Lawrence University	Canton	New York	Private not-for-profit	2,625,000	904,175
St. Peter'S Hospital College Of Nursing	Albany	New York	Private not-for-profit	167,000	42,272
State University Of New York At Albany	Albany	New York	Public	25,012,000	8,194,991
State University Of New York At Buffalo	Buffalo	New York	Public	35,807,000	12,159,450
State University Of New York At Farmingdale	Farmingdale	New York	Public	12,354,000	3,100,159
State University Of New York At New Paltz	New Paltz	New York	Public	10,477,000	3,289,704
State University Of New York At Stony Brook	Stony Brook	New York	Public	30,284,000	10,063,357
State University Of New York College At Plattsburgh	Plattsburgh	New York	Public	8,312,000	2,723,085
State University Of New York College At Potsdam	Potsdam	New York	Public	6,886,000	2,198,755
State University Of New York Downstate Medical Center	Brooklyn	New York	Public	910,000	329,014
State University Of New York Polytechnic Institute	Utica	New York	Public	3,484,000	1,178,755
State University Of New York Upstate Medical University	Syracuse	New York	Public	724,000	263,963
Stella And Charles Guttman Community College	New York	New York	Public	2,132,000	614,176
Suffolk County Community College	Selden	New York	Public	25,769,000	6,687,770
Sullivan County Community College - Suny Office Of Community Colleges	Loch Sheldrake	New York	Public	2,053,000	526,491
Suny At Fredonia	Fredonia	New York	Public	8,195,000	2,762,795
Suny Broome Community College	Binghamton	New York	Public	8,809,000	2,316,436
Suny College At Brockport	Brockport	New York	Public	12,311,000	4,008,074
Suny College At Buffalo	Buffalo	New York	Public	17,055,000	5,328,209
Suny College At Cortland	Cortland	New York	Public	9,546,000	3,153,569
Suny College At Geneseo	Geneseo	New York	Public	6,787,000	2,277,062
Suny College At Old Westbury	Old Westbury	New York	Public	9,277,000	2,768,337
Suny College At Oneonta	Oneonta	New York	Public	8,880,000	2,943,409
Suny College At Oswego	Oswego	New York	Public	12,164,000	3,724,358
Suny College At Purchase	Purchase	New York	Public	6,593,000	2,145,259
Suny College Of Agriculture & Technology At Cobleskill	Cobleskill	New York	Public	4,466,000	1,374,930
Suny College Of Agriculture & Technology At Morrisville	Morrisville	New York	Public	5,843,000	1,769,621
Suny College Of Environment Science & Forestry	Syracuse	New York	Public	2,529,000	842,870
Suny College Of Optometry	New York	New York	Public	93,000	59,359
Suny College Of Technology At Alfred	Alfred	New York	Public	6,975,000	2,348,939
Suny College Of Technology At Canton	Canton	New York	Public	4,757,000	1,465,465
Suny College Of Technology At Delhi	Delhi	New York	Public	4,401,000	1,418,425
Suny Empire State College	Saratoga Springs	New York	Public	7,770,000	2,284,680
Suny Fulton-Montgomery Community College	Johnstown	New York	Public	3,097,000	834,710
Suny Maritime College	Throggs Neck	New York	Public	1,995,000	710,121
Suny Westchester Community College	Valhalla	New York	Public	15,170,000	3,635,836
Syracuse University	Syracuse	New York	Private not-for-profit	16,976,000	5,060,061

Coronavirus Response and Relief Supplemental Appropriations Act, 2021
Higher Education Emergency Relief Fund: Simulated Distribution of \$20.2 Billion Provided Under Section 314(a)(1)

Institution Name	City	State	Control	Simulated Total Allocation	Estimated Minimum Amount for Student Grants
Talmudical Institute Of Upstate New York	Rochester	New York	Private not-for-profit	26,000	8,967
Talmudical Seminary Of Bobov	Brooklyn	New York	Private not-for-profit	1,428,000	474,867
Talmudical Seminary Oholei Torah	Brooklyn	New York	Private not-for-profit	802,000	269,075
Teachers College, Columbia University	New York	New York	Private not-for-profit	872,000	559,267
Tompkins Cortland Community College	Dryden	New York	Public	4,289,000	947,589
Torah Temimah Talmudical Seminary	Brooklyn	New York	Private not-for-profit	97,000	33,347
Touro College	New York	New York	Private not-for-profit	12,676,000	3,842,440
Trocaire College	Buffalo	New York	Private not-for-profit	2,278,000	599,627
Ulster County Boces School Of Practical Nursing	Lake Katrine	New York	Public	112,000	38,467
Ulster County Community College	Stone Ridge	New York	Public	2,919,000	710,538
Unification Theological Seminary	Barrytown	New York	Private not-for-profit	16,000	10,218
Union College	Schenectady	New York	Private not-for-profit	1,683,000	579,970
Union Theological Seminary	New York	New York	Private not-for-profit	46,000	29,708
United States Merchant Marine Academy	Kings Point	New York	Public	706,000	285,984
United Talmudical Seminary	Brooklyn	New York	Private not-for-profit	6,716,000	2,241,351
University Of Rochester	Rochester	New York	Private not-for-profit	8,551,000	3,011,849
Uta Mesivta Of Kiryas Joel	Monroe	New York	Private not-for-profit	6,388,000	2,132,662
Utica College	Utica	New York	Private not-for-profit	4,195,000	1,533,416
Vassar College	Poughkeepsie	New York	Private not-for-profit	2,727,000	917,811
Vaughn College Of Aeronautics And Technology	Flushing	New York	Private not-for-profit	3,463,000	1,089,409
Veeb Nassau County School Of Practical Nursing	Hicksville	New York	Public	583,000	195,870
Villa Maria College Of Buffalo	Buffalo	New York	Private not-for-profit	1,321,000	403,528
Wagner College	Staten Island	New York	Private not-for-profit	2,133,000	744,129
Washington Saratoga Warren Hamilton Essex Boces	Hudson Falls	New York	Public	31,000	11,376
Wayne - Finger Lakes Boces	Newark	New York	Public	626,000	181,423
Webb Institute	Glen Cove	New York	Private not-for-profit	51,000	20,560
Wells College	Aurora	New York	Private not-for-profit	957,000	311,518
Western Suffolk Boces	Northport	New York	Public	621,000	211,296
Word Of Life Bible Institute	Pottersville	New York	Private not-for-profit	870,000	253,378
Yeshiva D'Monsey	Monsey	New York	Private not-for-profit	269,000	91,212
Yeshiva Derech Chaim	Brooklyn	New York	Private not-for-profit	187,000	64,362
Yeshiva Gedola Ohr Yisrael	Brooklyn	New York	Private not-for-profit	36,000	11,902
Yeshiva Gedolah Imrei Yosef D'Spinka	Brooklyn	New York	Private not-for-profit	492,000	163,428
Yeshiva Gedolah Kesser Torah	Monsey	New York	Private not-for-profit	170,000	57,674
Yeshiva Karlin Stolin	Brooklyn	New York	Private not-for-profit	457,000	153,061
Yeshiva Kollel Tifereth Elizer	Brooklyn	New York	Private not-for-profit	360,000	120,786
Yeshiva Of Far Rockaway Derech Ayson Rabbinical Seminary	Far Rockaway	New York	Private not-for-profit	34,000	11,876
Yeshiva Of Machzikai Hadas	Brooklyn	New York	Private not-for-profit	1,331,000	447,577
Yeshiva Of Nitra Rabbinical College	Mount Kisco	New York	Private not-for-profit	576,000	193,320
Yeshiva Of The Telshe Alumni	Riverdale	New York	Private not-for-profit	205,000	69,986
Yeshiva Ohr Naftoli	New Windsor	New York	Private not-for-profit	55,000	19,179
Yeshiva Shaar Ephraim	Monsey	New York	Private not-for-profit	261,000	87,842
Yeshiva Shaar Hatorah	Kew Gardens	New York	Private not-for-profit	68,000	21,976
Yeshiva Shaarei Torah Of Rockland	Suffern	New York	Private not-for-profit	198,000	68,131
Yeshiva Sholom Shachna	Brooklyn	New York	Private not-for-profit	226,000	76,543

Coronavirus Response and Relief Supplemental Appropriations Act, 2021
Higher Education Emergency Relief Fund: Simulated Distribution of \$20.2 Billion Provided Under Section 314(a)(1)

Institution Name	City	State	Control	Simulated Total Allocation	Estimated Minimum Amount for Student Grants
Yeshiva University	New York	New York	Private not-for-profit	3,612,000	1,245,898
Yeshiva Zichron Aryeh	Far Rockaway	New York	Private not-for-profit	20,000	7,030
Yeshivas Maharit D'Satmar	Monroe	New York	Private not-for-profit	261,000	87,257
Yeshivas Novominsk	Brooklyn	New York	Private not-for-profit	238,000	81,799
Yeshivath Viznitz	Monsey	New York	Private not-for-profit	1,769,000	599,124
Yeshivath Zichron Moshe	South Fallsburg	New York	Private not-for-profit	422,000	143,638
Totals: New York				\$1,450,748,000	\$431,709,847
Alamance Community College	Graham	North Carolina	Public	\$4,818,000	\$1,271,893
Appalachian State University	Boone	North Carolina	Public	23,817,000	8,171,966
Asheville Buncombe Technical Community College	Asheville	North Carolina	Public	7,166,000	1,989,304
Barton College	Wilson	North Carolina	Private not-for-profit	1,789,000	597,659
Beaufort County Community College	Washington	North Carolina	Public	1,500,000	397,710
Belmont Abbey College	Belmont	North Carolina	Private not-for-profit	2,198,000	703,750
Bennett College	Greensboro	North Carolina	Private not-for-profit	1,249,000	384,399
Bladen Community College	Dublin	North Carolina	Public	1,730,000	495,981
Blue Ridge Community College	Flat Rock	North Carolina	Public	2,570,000	735,446
Brevard College	Brevard	North Carolina	Private not-for-profit	1,198,000	391,170
Brunswick Community College	Bolivia	North Carolina	Public	1,606,000	447,670
Cabarrus College Of Health Sciences	Concord	North Carolina	Private not-for-profit	452,000	139,560
Caldwell Community College & Technical Institute	Hudson	North Carolina	Public	3,640,000	957,735
Campbell University	Buies Creek	North Carolina	Private not-for-profit	6,632,000	2,246,950
Cape Fear Community College	Wilmington	North Carolina	Public	9,571,000	2,533,220
Carolina Christian College	Winston Salem	North Carolina	Private not-for-profit	183,000	57,431
Carolina College Of Biblical Studies	Fayetteville	North Carolina	Private not-for-profit	239,000	81,851
Carolinas College Of Health Sciences	Charlotte	North Carolina	Public	478,000	139,315
Carteret Community College	Morehead City	North Carolina	Public	1,588,000	478,473
Catawba College	Salisbury	North Carolina	Private not-for-profit	2,185,000	703,577
Catawba Valley Community College	Hickory	North Carolina	Public	5,148,000	1,387,979
Central Carolina Community College	Sanford	North Carolina	Public	5,025,000	1,327,050
Central Piedmont Community College	Charlotte	North Carolina	Public	21,806,000	6,015,777
Charlotte Christian College And Theological Seminary	Charlotte	North Carolina	Private not-for-profit	71,000	23,426
Chowan University	Murfreesboro	North Carolina	Private not-for-profit	3,994,000	1,313,163
Cleveland Community College	Shelby	North Carolina	Public	2,641,000	723,287
Coastal Carolina Community College	Jacksonville	North Carolina	Public	6,255,000	1,762,676
College Of The Albemarle	Elizabeth City	North Carolina	Public	1,878,000	540,857
Craven Community College	New Bern	North Carolina	Public	3,068,000	938,672
Davidson College	Davidson	North Carolina	Private not-for-profit	1,721,000	610,206
Davidson County Community College	Thomasville	North Carolina	Public	5,033,000	1,457,191
Duke University	Durham	North Carolina	Private not-for-profit	4,640,000	3,373,011
Durham Technical Community College	Durham	North Carolina	Public	5,968,000	1,505,571
East Carolina University	Greenville	North Carolina	Public	31,112,000	10,910,379
Edgecombe Community College	Tarboro	North Carolina	Public	2,722,000	827,898
Elizabeth City State University	Elizabeth City	North Carolina	Public	3,532,000	1,140,489
Elon University	Elon	North Carolina	Private not-for-profit	4,272,000	1,494,616

Coronavirus Response and Relief Supplemental Appropriations Act, 2021
Higher Education Emergency Relief Fund: Simulated Distribution of \$20.2 Billion Provided Under Section 314(a)(1)

Institution Name	City	State	Control	Simulated Total Allocation	Estimated Minimum Amount for Student Grants
Fayetteville State University	Fayetteville	North Carolina	Public	9,176,000	3,137,344
Fayetteville Technical Community College	Fayetteville	North Carolina	Public	12,689,000	3,805,887
Forsyth Technical Community College	Winston-Salem	North Carolina	Public	9,707,000	2,712,903
Gardner - Webb University	Boiling Springs	North Carolina	Private not-for-profit	3,030,000	1,065,704
Gaston College	Dallas	North Carolina	Public	5,361,000	1,521,424
Grace College Of Divinity	Fayetteville	North Carolina	Private not-for-profit	141,000	39,799
Greensboro College	Greensboro	North Carolina	Private not-for-profit	1,522,000	485,091
Guilford College	Greensboro	North Carolina	Private not-for-profit	2,593,000	841,394
Guilford Technical Community College	Jamestown	North Carolina	Public	16,198,000	4,622,195
Halifax Community College	Weldon	North Carolina	Public	1,230,000	339,020
Haywood Community College	Clyde	North Carolina	Public	1,336,000	401,193
High Point University	High Point	North Carolina	Private not-for-profit	3,601,000	1,302,970
Hood Theological Seminary	Salisbury	North Carolina	Private not-for-profit	24,000	15,668
Isothermal Community College	Spindale	North Carolina	Public	2,055,000	599,028
James Sprunt Community College	Kenansville	North Carolina	Public	1,333,000	411,659
Johnson C Smith University	Charlotte	North Carolina	Private not-for-profit	4,223,000	1,392,234
Johnston Community College	Smithfield	North Carolina	Public	4,145,000	1,261,190
Jung Tao School Of Classical Chinese Medicine	Sugar Grove	North Carolina	Private not-for-profit	18,000	11,785
Lees-Mcrae College	Banner Elk	North Carolina	Private not-for-profit	1,499,000	553,828
Lenoir Community College	Kinston	North Carolina	Public	2,139,000	636,443
Lenoir-Rhyne University	Hickory	North Carolina	Private not-for-profit	3,058,000	1,022,545
Livingstone College	Salisbury	North Carolina	Private not-for-profit	3,875,000	1,251,532
Louisburg College	Louisburg	North Carolina	Private not-for-profit	2,075,000	671,352
Mars Hill University	Mars Hill	North Carolina	Private not-for-profit	2,601,000	854,850
Martin Community College	Williamston	North Carolina	Public	441,000	162,645
Mayland Community College	Spruce Pine	North Carolina	Public	1,169,000	304,484
Mcdowell Technical Community College	Marion	North Carolina	Public	1,100,000	281,988
Meredith College	Raleigh	North Carolina	Private not-for-profit	2,505,000	837,258
Methodist University	Fayetteville	North Carolina	Private not-for-profit	2,996,000	971,671
Mid-Atlantic Christian University	Elizabeth City	North Carolina	Private not-for-profit	399,000	126,065
Mitchell Community College	Statesville	North Carolina	Public	2,955,000	761,513
Montgomery Community College	Troy	North Carolina	Public	782,000	225,488
Montreat College	Montreat	North Carolina	Private not-for-profit	1,216,000	397,997
Nash Community College	Rocky Mount	North Carolina	Public	2,938,000	780,531
North Carolina Agricultural & Technical State University	Greensboro	North Carolina	Public	22,546,000	7,416,814
North Carolina Central University	Durham	North Carolina	Public	14,387,000	4,805,117
North Carolina State University	Raleigh	North Carolina	Public	27,775,000	9,236,941
North Carolina Wesleyan College	Rocky Mount	North Carolina	Private not-for-profit	3,794,000	1,139,677
Pamlico Community College	Grantsboro	North Carolina	Public	446,000	138,111
Pfeiffer University	Misenheimer	North Carolina	Private not-for-profit	2,023,000	644,425
Piedmont Community College	Roxboro	North Carolina	Public	1,257,000	320,793
Piedmont International University	Winston-Salem	North Carolina	Private not-for-profit	848,000	336,931
Pitt Community College	Winterville	North Carolina	Public	10,975,000	3,033,397
Queens University Of Charlotte	Charlotte	North Carolina	Private not-for-profit	2,452,000	827,145
Randolph Community College	Asheboro	North Carolina	Public	2,639,000	773,128

Coronavirus Response and Relief Supplemental Appropriations Act, 2021
Higher Education Emergency Relief Fund: Simulated Distribution of \$20.2 Billion Provided Under Section 314(a)(1)

Institution Name	City	State	Control	Simulated Total Allocation	Estimated Minimum Amount for Student Grants
Richmond Community College	Hamlet	North Carolina	Public	3,681,000	1,136,984
Roanoke Chowan Community College	Ahoskie	North Carolina	Public	737,000	228,741
Robeson Community College	Lumberton	North Carolina	Public	3,257,000	842,811
Rockingham Community College	Wentworth	North Carolina	Public	1,890,000	504,857
Rowan-Cabarrus Community College	Salisbury	North Carolina	Public	6,115,000	1,750,753
Saint Augustine'S University	Raleigh	North Carolina	Private not-for-profit	2,274,000	725,019
Salem College	Winston-Salem	North Carolina	Private not-for-profit	1,564,000	521,705
Sampson Community College	Clinton	North Carolina	Public	2,033,000	516,966
Sandhills Community College	Pinehurst	North Carolina	Public	4,073,000	1,112,529
Shaw University	Raleigh	North Carolina	Private not-for-profit	3,576,000	1,187,273
Shepherds Theological Seminary	Cary	North Carolina	Private not-for-profit	13,000	8,063
South Piedmont Community College	Polkton	North Carolina	Public	2,069,000	570,905
Southeastern Baptist Theological Seminary	Wake Forest	North Carolina	Private not-for-profit	271,000	173,635
Southeastern Community College	Whiteville	North Carolina	Public	2,027,000	628,151
Southwestern Community College	Sylva	North Carolina	Public	2,467,000	675,815
Stanly Community College	Albemarle	North Carolina	Public	1,754,000	626,683
Surry Community College	Dobson	North Carolina	Public	2,918,000	807,625
Tri-County Community College	Murphy	North Carolina	Public	1,007,000	329,175
University Of Mount Olive	Mount Olive	North Carolina	Private not-for-profit	5,639,000	1,786,508
University Of North At Carolina Wilmington (The)	Wilmington	North Carolina	Public	16,912,000	5,763,027
University Of North Carolina	Asheville	North Carolina	Public	5,397,000	1,692,747
University Of North Carolina - Chapel Hill	Chapel Hill	North Carolina	Public	25,341,000	8,783,589
University Of North Carolina - Charlotte	Charlotte	North Carolina	Public	38,833,000	12,437,279
University Of North Carolina -Greensboro	Greensboro	North Carolina	Public	30,088,000	10,082,941
University Of North Carolina At Pembroke	Pembroke	North Carolina	Public	10,845,000	3,702,355
University Of North Carolina School Of The Arts	Winston-Salem	North Carolina	Public	1,246,000	434,443
Vance - Granville Community College	Henderson	North Carolina	Public	3,009,000	859,823
Wake Forest University	Winston-Salem	North Carolina	Private not-for-profit	4,683,000	1,720,354
Wake Technical Community College	Raleigh	North Carolina	Public	21,442,000	6,036,425
Warren Wilson College	Swannanoa	North Carolina	Private not-for-profit	1,170,000	388,269
Watts College Of Nursing	Durham	North Carolina	Private not-for-profit	33,000	21,096
Wayne Community College	Goldsboro	North Carolina	Public	3,689,000	1,049,622
Western Carolina University	Cullowhee	North Carolina	Public	14,507,000	4,940,704
Western Piedmont Community College	Morganton	North Carolina	Public	2,263,000	634,525
Wilkes Community College	Wilkesboro	North Carolina	Public	2,769,000	779,541
William Peace University	Raleigh	North Carolina	Private not-for-profit	1,630,000	528,169
Wilson Community College	Wilson	North Carolina	Public	1,559,000	438,328
Wingate University	Wingate	North Carolina	Private not-for-profit	5,145,000	1,763,229
Winston-Salem State University	Winston-Salem	North Carolina	Public	10,098,000	3,329,990
Totals: North Carolina				\$630,791,000	\$200,277,090
Bismarck State College	Bismarck	North Dakota	Public	\$1,827,000	\$593,033
Cankdeska Cikana (Little Hoop) Community College	Fort Totten	North Dakota	Public	478,000	108,484
Dakota College At Bottineau	Bottineau	North Dakota	Public	569,000	175,215
Dickinson State University	Dickinson	North Dakota	Public	1,150,000	358,047

Coronavirus Response and Relief Supplemental Appropriations Act, 2021
Higher Education Emergency Relief Fund: Simulated Distribution of \$20.2 Billion Provided Under Section 314(a)(1)

Institution Name	City	State	Control	Simulated Total Allocation	Estimated Minimum Amount for Student Grants
Lake Region State College	Devils Lake	North Dakota	Public	347,000	139,439
Mayville State University	Mayville	North Dakota	Public	695,000	240,360
Minot State University	Minot	North Dakota	Public	2,292,000	748,891
North Dakota State College Of Science	Wahpeton	North Dakota	Public	1,658,000	600,676
North Dakota State University - Fargo	Fargo	North Dakota	Public	11,983,000	3,970,163
Nueta Hidatsa Sahnish College	New Town	North Dakota	Public	167,000	41,847
Sitting Bull College	Fort Yates	North Dakota	Public	689,000	187,524
Trinity Bible College And Graduate School	Ellendale	North Dakota	Private not-for-profit	338,000	109,196
Turtle Mountain Community College	Belcourt	North Dakota	Private not-for-profit	1,668,000	474,968
United Tribes Technical College	Bismarck	North Dakota	Private not-for-profit	854,000	184,976
University Of Jamestown	Jamestown	North Dakota	Private not-for-profit	1,305,000	433,479
University Of Mary	Bismarck	North Dakota	Private not-for-profit	2,496,000	843,094
University Of North Dakota	Grand Forks	North Dakota	Public	9,088,000	3,010,776
Valley City State University	Valley City	North Dakota	Public	870,000	305,471
Williston State College	Williston	North Dakota	Public	734,000	218,405
Totals: North Dakota				\$39,208,000	\$12,744,041
Northern Marianas College	Saipan	Northern Marianas	Public	\$3,211,000	\$932,666
Totals: Northern Marianas				\$3,211,000	\$932,666
Adult And Community Education @Hudson	Columbus	Ohio	Public	\$419,000	\$142,019
Allegheny Wesleyan College	Salem	Ohio	Private not-for-profit	143,000	41,996
Alliance Career Center	Alliance	Ohio	Public	225,000	54,090
Antioch College	Yellow Springs	Ohio	Private not-for-profit	257,000	82,055
Antioch University	Yellow Springs	Ohio	Private not-for-profit	1,853,000	554,606
Apollo Career Center	Lima	Ohio	Public	570,000	84,100
Art Academy Of Cincinnati	Cincinnati	Ohio	Private not-for-profit	393,000	123,961
Ashland County - West Holmes Career Center - Adult Education	Ashland	Ohio	Public	129,000	38,409
Ashland University	Ashland	Ohio	Private not-for-profit	8,217,000	2,444,858
Ashtabula County Technical And Career Campus	Jefferson	Ohio	Public	227,000	62,273
Auburn Career Center	Concord Twp	Ohio	Public	238,000	62,017
Aultman College Of Nursing And Health Sciences	Canton	Ohio	Private not-for-profit	559,000	148,862
Baldwin Wallace University	Berea	Ohio	Private not-for-profit	5,117,000	1,709,264
Belmont College	St Clairsville	Ohio	Public	1,488,000	392,725
Bluffton University	Bluffton	Ohio	Private not-for-profit	1,182,000	391,349
Bowling Green State University	Bowling Green	Ohio	Public	21,039,000	6,837,709
Buckeye Career Center	New Philadelphia	Ohio	Public	194,000	59,171
Butler Technology And Career Development Schools	Monroe	Ohio	Public	551,000	146,382
Canton City School District Adult Career & Technical Education	Canton	Ohio	Public	281,000	90,773
Capital University	Columbus	Ohio	Private not-for-profit	3,715,000	1,245,434
Career & Technology Education Centers Of Licking County	Newark	Ohio	Public	402,000	99,271
Case Western Reserve University	Cleveland	Ohio	Private not-for-profit	6,436,000	2,276,092
Cedarville University	Cedarville	Ohio	Private not-for-profit	3,501,000	1,222,162
Central Ohio Technical College	Newark	Ohio	Public	3,942,000	877,625
Central School Of Practical Nursing	Independence	Ohio	Private not-for-profit	323,000	109,273

Coronavirus Response and Relief Supplemental Appropriations Act, 2021
Higher Education Emergency Relief Fund: Simulated Distribution of \$20.2 Billion Provided Under Section 314(a)(1)

Institution Name	City	State	Control	Simulated Total Allocation	Estimated Minimum Amount for Student Grants
Central State University	Wilberforce	Ohio	Public	5,768,000	1,827,906
Chatfield College	Saint Martin	Ohio	Private not-for-profit	542,000	130,270
Choffin Career & Technical Center	Youngstown	Ohio	Public	291,000	93,251
Christ College Of Nursing And Health Sciences	Cincinnati	Ohio	Private not-for-profit	1,035,000	358,951
Cincinnati College Of Mortuary Science	Cincinnati	Ohio	Private not-for-profit	194,000	67,340
Cincinnati State Technical & Community College	Cincinnati	Ohio	Public	9,297,000	2,281,058
Clark State Community College	Springfield	Ohio	Public	6,799,000	1,628,314
Cleveland Institute Of Art (The)	Cleveland	Ohio	Private not-for-profit	1,179,000	400,894
Cleveland Institute Of Music (The)	Cleveland	Ohio	Private not-for-profit	252,000	93,134
Cleveland State University	Cleveland	Ohio	Public	20,123,000	6,301,383
College Of Wooster (The)	Wooster	Ohio	Private not-for-profit	2,034,000	708,898
Collins Career Technical Center	Chesapeake	Ohio	Public	1,477,000	512,377
Columbiana County Vocational School District	Lisbon	Ohio	Public	481,000	121,489
Columbus College Of Art & Design	Columbus	Ohio	Private not-for-profit	1,769,000	584,466
Columbus State Community College	Columbus	Ohio	Public	28,245,000	6,659,400
Cuyahoga Community College	Cleveland	Ohio	Public	23,115,000	5,683,685
Cuyahoga Valley Career Center	Brecksville	Ohio	Public	262,000	82,098
Defiance College	Defiance	Ohio	Private not-for-profit	1,029,000	334,340
Denison University	Granville	Ohio	Private not-for-profit	2,503,000	883,012
Eastern Gateway Community College	Steubenville	Ohio	Public	5,821,000	4,002,233
Eastland-Fairfield Career And Technical Schools	Groveport	Ohio	Public	238,000	66,563
Edison State Community College	Piqua	Ohio	Public	2,833,000	666,802
Ehove Career Center	Milan	Ohio	Public	491,000	114,362
Firelands Regional Medical Center	Sandusky	Ohio	Private not-for-profit	108,000	35,683
Four County Career Center	Archbold	Ohio	Public	77,000	9,053
Franciscan University Of Steubenville	Steubenville	Ohio	Private not-for-profit	2,602,000	874,359
Franklin University	Columbus	Ohio	Private not-for-profit	2,227,000	942,494
Gallia Jackson Vinton Joint School Adult Education	Rio Grande	Ohio	Public	373,000	113,253
God'S Bible School & College	Cincinnati	Ohio	Private not-for-profit	315,000	97,498
Good Samaritan College Of Nursing And Health Science	Cincinnati	Ohio	Private not-for-profit	551,000	135,331
Great Oaks Career Campuses-Scarlet Oaks	Cincinnati	Ohio	Public	521,000	166,050
Greene County Career Center	Xenia	Ohio	Public	62,000	18,599
Hannah E Mullins School Of Practical Nursing	Salem	Ohio	Public	308,000	82,480
Heidelberg University	Tiffin	Ohio	Private not-for-profit	1,818,000	604,478
Hiram College	Hiram	Ohio	Private not-for-profit	1,772,000	518,886
Hobart Institute Of Welding Technology	Troy	Ohio	Private not-for-profit	719,000	242,943
Hocking Technical College	Nelsonville	Ohio	Public	4,563,000	1,219,236
James A. Rhodes State College	Lima	Ohio	Public	2,963,000	676,037
John Carroll University	University Heights	Ohio	Private not-for-profit	3,356,000	1,112,203
Kent State University	Kent	Ohio	Public	36,768,000	10,692,622
Kenyon College	Gambier	Ohio	Private not-for-profit	1,286,000	470,249
Kettering College	Kettering	Ohio	Private not-for-profit	794,000	277,647
Knox County Career Center	Mount Vernon	Ohio	Public	374,000	84,352
Lake Erie College	Painesville	Ohio	Private not-for-profit	1,308,000	416,703
Lakeland Community College	Kirtland	Ohio	Public	6,638,000	1,657,947

Coronavirus Response and Relief Supplemental Appropriations Act, 2021
Higher Education Emergency Relief Fund: Simulated Distribution of \$20.2 Billion Provided Under Section 314(a)(1)

Institution Name	City	State	Control	Simulated Total Allocation	Estimated Minimum Amount for Student Grants
Lorain County Community College	Elyria	Ohio	Public	11,380,000	2,673,978
Lorain County Jvs Adult Career Center	Oberlin	Ohio	Public	108,000	17,619
Lourdes University	Sylvania	Ohio	Private not-for-profit	1,997,000	575,320
Madison Adult Career Center	Mansfield	Ohio	Public	196,000	55,051
Mahoning County Career And Technical Center	Canfield	Ohio	Public	89,000	18,575
Malone University	Canton	Ohio	Private not-for-profit	2,062,000	662,958
Marietta College	Marietta	Ohio	Private not-for-profit	1,321,000	435,236
Marion Technical College	Marion	Ohio	Public	2,109,000	519,938
Medina County Joint Vocational School	Medina	Ohio	Public	90,000	19,413
Mercy College Of Ohio	Toledo	Ohio	Private not-for-profit	1,732,000	543,396
Methodist Theological School In Ohio	Delaware	Ohio	Private not-for-profit	29,000	18,768
Miami University	Oxford	Ohio	Public	19,633,000	6,643,517
Miami Valley Career Technology Center	Englewood	Ohio	Public	552,000	122,366
Mid-East Career And Technology Centers - Adult Education	Zanesville	Ohio	Public	543,000	181,207
Mount Carmel College Of Nursing	Columbus	Ohio	Private not-for-profit	961,000	344,806
Mount St. Joseph University	Cincinnati	Ohio	Private not-for-profit	2,078,000	658,487
Mount Vernon Nazarene University	Mount Vernon	Ohio	Private not-for-profit	2,366,000	752,239
Muskingum University	New Concord	Ohio	Private not-for-profit	2,690,000	863,395
North Central State College	Mansfield	Ohio	Public	3,036,000	735,064
Northeast Ohio Medical University	Rootstown	Ohio	Public	213,000	136,467
Northern Career Institute	Eastlake	Ohio	Public	328,000	88,225
Northwest State Community College	Archbold	Ohio	Public	2,240,000	500,467
Notre Dame College Of Ohio	Cleveland	Ohio	Private not-for-profit	2,245,000	703,060
Oberlin College	Oberlin	Ohio	Private not-for-profit	2,025,000	728,674
Ohio Christian University	Circleville	Ohio	Private not-for-profit	3,664,000	1,325,085
Ohio Dominican University	Columbus	Ohio	Private not-for-profit	1,991,000	639,263
Ohio Institute Of Allied Health	Huber Heights	Ohio	Private not-for-profit	211,000	50,752
Ohio Northern University	Ada	Ohio	Private not-for-profit	3,214,000	1,094,855
Ohio State University (The)	Columbus	Ohio	Public	64,137,000	21,743,608
Ohio Technical Center At Vantage Career Center	Van Wert	Ohio	Public	67,000	10,336
Ohio University	Athens	Ohio	Public	31,708,000	10,969,716
Ohio Wesleyan University	Delaware	Ohio	Private not-for-profit	2,315,000	801,253
Otterbein University	Westerville	Ohio	Private not-for-profit	3,409,000	1,148,643
Owens Community College	Perrysburg	Ohio	Public	9,342,000	2,089,893
Payne Theological Seminary	Wilberforce	Ohio	Private not-for-profit	20,000	12,833
Penta County Vocational School	Perrysburg	Ohio	Public	71,000	19,967
Pickaway Ross County Joint Vocational School District	Chillicothe	Ohio	Public	444,000	121,591
Pioneer Career And Technology Center:	Shelby	Ohio	Public	7,000	1,485
Polaris Career Center - Adult Education Department	Middleburg Heights	Ohio	Public	393,000	115,723
Pontifical College Josephinum	Columbus	Ohio	Private not-for-profit	88,000	31,588
Portage Lakes Career Center	Uniontown	Ohio	Public	191,000	53,235
Rabbinical College Of Telshe	Wickliffe	Ohio	Private not-for-profit	99,000	34,348
Rosedale Bible College	Irwin	Ohio	Private not-for-profit	88,000	27,184
Sandusky Career Center	Sandusky	Ohio	Public	296,000	87,016
School Of Diagnostic Imaging-Cleveland Clinic Health System	Euclid	Ohio	Private not-for-profit	73,000	24,309

Coronavirus Response and Relief Supplemental Appropriations Act, 2021
Higher Education Emergency Relief Fund: Simulated Distribution of \$20.2 Billion Provided Under Section 314(a)(1)

Institution Name	City	State	Control	Simulated Total Allocation	Estimated Minimum Amount for Student Grants
Scioto County Career Technical Center	Lucasville	Ohio	Public	689,000	209,946
Shawnee State University	Portsmouth	Ohio	Public	5,668,000	1,795,455
Sinclair Community College	Dayton	Ohio	Public	17,809,000	4,083,102
Southern State Community College	Hillsboro	Ohio	Public	2,884,000	689,789
Stark State College	North Canton	Ohio	Public	12,057,000	2,831,150
Terra State Community College	Fremont	Ohio	Public	1,979,000	476,180
Tiffin University	Tiffin	Ohio	Private not-for-profit	3,333,000	1,206,605
Toledo Public Schools Adult And Continuing Education	Toledo	Ohio	Public	388,000	109,667
Tri County Career Center/Adult Career Center	Nelsonville	Ohio	Public	81,000	11,118
Tri-Rivers Career Center	Marion	Ohio	Public	420,000	123,994
Tri-State Bible College	South Point	Ohio	Private not-for-profit	52,000	12,900
Trinity Health System School Of Nursing	Steubenville	Ohio	Private not-for-profit	167,000	49,961
Trumbull Career And Technical Center-Adult Training Center	Warren	Ohio	Public	186,000	56,180
Union Institute & University	Cincinnati	Ohio	Private not-for-profit	418,000	184,751
United Theological Seminary	Dayton	Ohio	Private not-for-profit	63,000	40,355
University Of Akron (The)	Akron	Ohio	Public	23,297,000	7,202,909
University Of Cincinnati	Cincinnati	Ohio	Public	38,724,000	12,550,656
University Of Dayton	Dayton	Ohio	Private not-for-profit	7,487,000	2,614,869
University Of Findlay (The)	Findlay	Ohio	Private not-for-profit	3,588,000	1,175,434
University Of Mount Union	Alliance	Ohio	Private not-for-profit	3,196,000	1,111,794
University Of Northwestern Ohio	Lima	Ohio	Private not-for-profit	6,166,000	2,046,171
University Of Rio Grande	Rio Grande	Ohio	Private not-for-profit	3,032,000	878,523
University Of Toledo	Toledo	Ohio	Public	21,439,000	7,071,627
Upper Valley Career Center	Piqua	Ohio	Public	191,000	36,809
Ursuline College	Pepper Pike	Ohio	Private not-for-profit	1,158,000	342,656
Us Grant Joint Vocational School	Bethel	Ohio	Public	14,000	3,417
Valor Christian College	Canal Winchester	Ohio	Private not-for-profit	543,000	195,267
Vanguard - Sentinel Joint Vocational School District	Fremont	Ohio	Public	80,000	19,752
Walsh University	North Canton	Ohio	Private not-for-profit	2,880,000	973,757
Warren County Career Center	Lebanon	Ohio	Public	266,000	53,927
Washington County Career Center Adult Education	Marietta	Ohio	Public	351,000	73,406
Washington State Community College	Marietta	Ohio	Public	1,887,000	494,116
Wayne County Schools Career Center	Smithville	Ohio	Public	274,000	60,156
Wilberforce University	Wilberforce	Ohio	Private not-for-profit	1,496,000	344,686
Wilmington College	Wilmington	Ohio	Private not-for-profit	2,280,000	757,230
Winebrenner Theological Seminary	Findlay	Ohio	Private not-for-profit	10,000	6,183
Wittenberg University	Springfield	Ohio	Private not-for-profit	2,546,000	864,385
Wright State University	Dayton	Ohio	Public	17,061,000	5,098,423
Xavier University	Cincinnati	Ohio	Private not-for-profit	4,650,000	1,619,032
Youngstown State University	Youngstown	Ohio	Public	17,121,000	5,342,231
Zane State College	Zanesville	Ohio	Public	2,103,000	518,082
Totals: Ohio				\$636,567,000	\$195,084,327
Autry Technology Center District No.15	Enid	Oklahoma	Public	\$505,000	\$153,677
Bacone College	Muskogee	Oklahoma	Private not-for-profit	801,000	256,729

Coronavirus Response and Relief Supplemental Appropriations Act, 2021
Higher Education Emergency Relief Fund: Simulated Distribution of \$20.2 Billion Provided Under Section 314(a)(1)

Institution Name	City	State	Control	Simulated Total Allocation	Estimated Minimum Amount for Student Grants
Caddo-Kiowa Area Vocational-Technical School District No. 2	Fort Cobb	Oklahoma	Public	296,000	92,787
Cameron University	Lawton	Oklahoma	Public	6,514,000	1,902,140
Canadian Valley Technology Center School District No. 6	El Reno	Oklahoma	Public	937,000	300,674
Carl Albert State College	Poteau	Oklahoma	Public	3,627,000	952,344
Central Technology Center School District No. 3	Drumright	Oklahoma	Public	373,000	71,269
Chisholm Trail Technology Center School District No. 26	Omega	Oklahoma	Public	99,000	26,320
College Of The Muscogee Nation	Okmulgee	Oklahoma	Public	410,000	119,669
Community Care College	Tulsa	Oklahoma	Private not-for-profit	3,364,000	1,221,623
Connors State College	Warner	Oklahoma	Public	3,579,000	978,771
East Central University	Ada	Oklahoma	Public	5,160,000	1,646,173
Eastern Oklahoma County Technology Center School District #23	Choctaw	Oklahoma	Public	217,000	57,239
Eastern Oklahoma State College	Wilburton	Oklahoma	Public	1,971,000	535,784
Family Of Faith Christian University	Shawnee	Oklahoma	Private not-for-profit	19,000	9,020
Francis Tuttle Technology Center School District No. 21	Oklahoma City	Oklahoma	Public	2,131,000	673,653
Gordon Cooper Technology Center	Shawnee	Oklahoma	Public	797,000	254,840
Great Plains Technology Center School District Number 9	Lawton	Oklahoma	Public	523,000	176,841
Green Country Technology Center	Okmulgee	Oklahoma	Public	248,000	78,799
High Plains Technology Center, School District No. 24	Woodward	Oklahoma	Public	135,000	27,211
Indian Capital Technology Center, School	Muskogee	Oklahoma	Public	1,391,000	442,967
Kiamichi Technology Center	McAlester	Oklahoma	Public	1,653,000	511,607
Langston University	Langston	Oklahoma	Public	4,967,000	1,572,221
Meridian Technology Center, School District Number 16	Stillwater	Oklahoma	Public	525,000	151,397
Metro Technology Centers School District #22	Oklahoma City	Oklahoma	Public	848,000	233,404
Mid-America Area Vocational-Technical School District No.	Wayne	Oklahoma	Public	381,000	126,822
Mid-America Christian University	Oklahoma City	Oklahoma	Private not-for-profit	1,593,000	644,376
Mid-Del Technology Center	Midwest City	Oklahoma	Public	227,000	67,603
Moore Norman Technology Center School District No. 17	Norman	Oklahoma	Public	744,000	139,494
Murray State College	Tishomingo	Oklahoma	Public	2,425,000	697,905
Northeast Technology Center	Pryor	Oklahoma	Public	1,021,000	228,188
Northeastern Oklahoma A & M College	Miami	Oklahoma	Public	3,484,000	994,362
Northeastern State University	Tahlequah	Oklahoma	Public	10,122,000	3,185,487
Northern Oklahoma College	Tonkawa	Oklahoma	Public	4,405,000	1,061,509
Northwest Technology Center, School District 10	Alva	Oklahoma	Public	125,000	42,893
Northwestern Oklahoma State University	Alva	Oklahoma	Public	2,703,000	836,247
Oklahoma Baptist University	Shawnee	Oklahoma	Private not-for-profit	2,986,000	991,069
Oklahoma Christian University	Edmond	Oklahoma	Private not-for-profit	2,473,000	826,586
Oklahoma City Community College	Oklahoma City	Oklahoma	Public	12,345,000	2,964,350
Oklahoma City University	Oklahoma City	Oklahoma	Private not-for-profit	2,267,000	771,334
Oklahoma Panhandle State University	Goodwell	Oklahoma	Public	1,548,000	504,292
Oklahoma State University	Stillwater	Oklahoma	Public	26,201,000	8,626,863
Oklahoma State University - Oklahoma City	Oklahoma City	Oklahoma	Public	5,279,000	1,377,415
Oklahoma State University Center For Health Sciences	Tulsa	Oklahoma	Public	112,000	72,067
Oklahoma State University Institute Of Technology - Okmulgee	Okmulgee	Oklahoma	Public	3,859,000	1,213,007
Oklahoma Wesleyan University	Bartlesville	Oklahoma	Private not-for-profit	1,381,000	461,883
Oral Roberts University	Tulsa	Oklahoma	Private not-for-profit	4,816,000	1,589,619

Coronavirus Response and Relief Supplemental Appropriations Act, 2021
Higher Education Emergency Relief Fund: Simulated Distribution of \$20.2 Billion Provided Under Section 314(a)(1)

Institution Name	City	State	Control	Simulated Total Allocation	Estimated Minimum Amount for Student Grants
Phillips Theological Seminary	Tulsa	Oklahoma	Private not-for-profit	11,000	7,211
Pioneer Technology Center	Ponca City	Oklahoma	Public	393,000	131,415
Pontotoc Technology Center District #14	Ada	Oklahoma	Public	210,000	72,506
Randall University	Moore	Oklahoma	Private not-for-profit	442,000	165,080
Red River Technology Center School District 19	Duncan	Oklahoma	Public	283,000	78,088
Redlands Community College	El Reno	Oklahoma	Public	1,417,000	369,230
Rogers State University	Claremore	Oklahoma	Public	4,911,000	1,430,402
Rose State College	Midwest City	Oklahoma	Public	6,946,000	1,717,370
Seminole State College	Seminole	Oklahoma	Public	2,291,000	618,663
Southeastern Oklahoma State University	Durant	Oklahoma	Public	4,079,000	1,433,075
Southern Nazarene University	Bethany	Oklahoma	Private not-for-profit	3,009,000	968,588
Southern Oklahoma Area Vocational Technical District #20	Ardmore	Oklahoma	Public	423,000	126,027
Southwest Technology Center School District # 27	Altus	Oklahoma	Public	254,000	56,772
Southwestern Christian University	Bethany	Oklahoma	Private not-for-profit	909,000	290,092
Southwestern Oklahoma State University	Weatherford	Oklahoma	Public	5,836,000	1,916,757
Tulsa Community College	Tulsa	Oklahoma	Public	18,150,000	4,346,147
Tulsa Technology Center School District No. 18	Tulsa	Oklahoma	Public	2,944,000	858,600
University Of Central Oklahoma	Edmond	Oklahoma	Public	19,236,000	5,764,195
University Of Oklahoma	Norman	Oklahoma	Public	27,812,000	9,250,765
University Of Science & Arts Of Oklahoma	Chickasha	Oklahoma	Public	1,612,000	510,260
University Of Tulsa (The)	Tulsa	Oklahoma	Private not-for-profit	3,927,000	1,335,794
Wes Watkins Technology Center School District #25	Wetumka	Oklahoma	Public	166,000	43,581
Western Oklahoma State College	Altus	Oklahoma	Public	1,381,000	390,896
Western Technology Center School District No. 12	Burns Flat	Oklahoma	Public	405,000	120,358
Totals: Oklahoma				\$238,634,000	\$71,872,385
Birthingway College Of Midwifery	Portland	Oregon	Private not-for-profit	\$43,000	\$9,253
Blue Mountain Community College	Pendleton	Oregon	Public	2,127,000	513,431
Central Oregon Community College	Bend	Oregon	Public	6,349,000	1,652,836
Chemeketa Community College	Salem	Oregon	Public	12,394,000	3,136,369
Clackamas Community College	Oregon City	Oregon	Public	5,581,000	893,463
Clatsop Community College	Astoria	Oregon	Public	1,077,000	225,421
Columbia Gorge Community College	The Dalles	Oregon	Public	915,000	202,819
Concordia University	Portland	Oregon	Private not-for-profit	2,745,000	963,136
Corban University	Salem	Oregon	Private not-for-profit	1,382,000	466,702
Eastern Oregon University	La Grande	Oregon	Public	2,559,000	770,164
George Fox University	Newberg	Oregon	Private not-for-profit	3,890,000	1,335,888
Klamath Community College	Klamath Falls	Oregon	Public	1,892,000	387,657
Lane Community College	Eugene	Oregon	Public	8,879,000	1,612,133
Lewis & Clark College	Portland	Oregon	Private not-for-profit	2,630,000	914,544
Linfield College	McMinnville	Oregon	Private not-for-profit	2,260,000	765,663
Linn-Benton Community College	Albany	Oregon	Public	6,152,000	1,317,338
Mount Angel Seminary	Saint Benedict	Oregon	Private not-for-profit	99,000	35,846
Mount Hood Community College	Gresham	Oregon	Public	7,998,000	1,739,829
Multnomah University	Portland	Oregon	Private not-for-profit	731,000	245,509

Coronavirus Response and Relief Supplemental Appropriations Act, 2021
Higher Education Emergency Relief Fund: Simulated Distribution of \$20.2 Billion Provided Under Section 314(a)(1)

Institution Name	City	State	Control	Simulated Total Allocation	Estimated Minimum Amount for Student Grants
National University Of Natural Medicine	Portland	Oregon	Private not-for-profit	296,000	108,873
New Hope Christian College	Eugene	Oregon	Private not-for-profit	206,000	65,625
Northwest Christian University	Eugene	Oregon	Private not-for-profit	569,000	195,243
Oregon College Of Oriental Medicine	Portland	Oregon	Private not-for-profit	78,000	50,048
Oregon Health & Science University	Portland	Oregon	Public	1,555,000	522,097
Oregon Institute Of Technology	Klamath Falls	Oregon	Public	4,082,000	961,637
Oregon State University	Corvallis	Oregon	Public	26,357,000	8,548,999
Pacific Bible College	Medford	Oregon	Private not-for-profit	64,000	11,822
Pacific Northwest College Of Art	Portland	Oregon	Private not-for-profit	736,000	228,128
Pacific University	Forest Grove	Oregon	Private not-for-profit	3,327,000	1,171,736
Portland Actors Conservatory	Portland	Oregon	Private not-for-profit	20,000	7,611
Portland Community College	Portland	Oregon	Public	29,485,000	6,895,372
Portland State University	Portland	Oregon	Public	30,374,000	8,634,203
Reed College	Portland	Oregon	Private not-for-profit	1,214,000	421,329
Rogue Community College	Grants Pass	Oregon	Public	6,777,000	1,368,641
Southern Oregon University	Ashland	Oregon	Public	6,223,000	1,768,040
Southwestern Oregon Community College	Coos Bay	Oregon	Public	2,262,000	585,845
Tillamook Bay Community College	Tillamook	Oregon	Public	546,000	167,889
Treasure Valley Community College	Ontario	Oregon	Public	2,435,000	532,832
Umpqua Community College	Roseburg	Oregon	Public	2,574,000	705,927
University Of Oregon	Eugene	Oregon	Public	24,061,000	8,077,973
University Of Portland	Portland	Oregon	Private not-for-profit	3,852,000	1,336,002
University Of Western States	Portland	Oregon	Private not-for-profit	128,000	82,244
Warner Pacific University	Portland	Oregon	Private not-for-profit	1,492,000	395,103
Western Oregon University	Monmouth	Oregon	Public	7,034,000	2,192,842
Western Seminary	Portland	Oregon	Private not-for-profit	78,000	50,042
Willamette University	Salem	Oregon	Private not-for-profit	2,205,000	754,617
Totals: Oregon				\$227,733,000	\$63,028,711
Palau Community College	Koror	Palau	Public	\$1,362,000	\$379,745
Totals: Palau				\$1,362,000	\$379,745
Albright College	Reading	Pennsylvania	Private not-for-profit	\$3,876,000	\$1,294,784
Allegheny College	Meadville	Pennsylvania	Private not-for-profit	2,620,000	871,541
Alvernia University	Reading	Pennsylvania	Private not-for-profit	3,300,000	1,053,892
Arcadia University	Glenside	Pennsylvania	Private not-for-profit	3,746,000	1,356,567
Berks Career & Technology Center	Leesport	Pennsylvania	Public	66,000	17,733
Bloomsburg University Of Pennsylvania	Bloomsburg	Pennsylvania	Public	12,189,000	4,000,393
Bryn Athyn College Of The New Church	Bryn Athyn	Pennsylvania	Private not-for-profit	519,000	174,461
Bryn Mawr College	Bryn Mawr	Pennsylvania	Private not-for-profit	719,000	511,421
Bucknell University	Lewisburg	Pennsylvania	Private not-for-profit	2,706,000	973,227
Bucks County Community College	Newtown	Pennsylvania	Public	6,738,000	1,614,462
Butler County Community College	Butler	Pennsylvania	Public	3,892,000	960,416
Byzantine Catholic Seminary Of Saints Cyril And Methodius	Pittsburgh	Pennsylvania	Private not-for-profit	2,000	1,511
Cabrini University	Radnor	Pennsylvania	Private not-for-profit	3,042,000	1,009,593

Coronavirus Response and Relief Supplemental Appropriations Act, 2021
Higher Education Emergency Relief Fund: Simulated Distribution of \$20.2 Billion Provided Under Section 314(a)(1)

Institution Name	City	State	Control	Simulated Total Allocation	Estimated Minimum Amount for Student Grants
Cairn University	Langhorne	Pennsylvania	Private not-for-profit	1,317,000	409,761
California University Of Pennsylvania	California	Pennsylvania	Public	7,564,000	2,620,294
Career Technology Center Of Lackawanna County	Scranton	Pennsylvania	Public	267,000	87,001
Carlton University	Pittsburgh	Pennsylvania	Private not-for-profit	2,331,000	724,858
Carnegie Mellon University	Pittsburgh	Pennsylvania	Private not-for-profit	8,208,000	2,868,543
Cedar Crest College	Allentown	Pennsylvania	Private not-for-profit	2,421,000	801,209
Central Pennsylvania Institute Of Science And Technology	Pleasant Gap	Pennsylvania	Public	552,000	184,838
Central Susquehanna Lpn Career Center	Lewisburg	Pennsylvania	Public	344,000	105,740
Chatham University	Pittsburgh	Pennsylvania	Private not-for-profit	1,839,000	611,188
Chester County Intermediate Unit Practical Nursing Program	Downingtown	Pennsylvania	Public	274,000	79,484
Chestnut Hill College	Philadelphia	Pennsylvania	Private not-for-profit	2,520,000	790,326
Cheyney University Of Pennsylvania	Cheyney	Pennsylvania	Public	611,000	332,808
Citizens School Of Nursing	New Kensington	Pennsylvania	Private not-for-profit	282,000	87,122
Clarion University Of Pennsylvania	Clarion	Pennsylvania	Public	5,515,000	1,884,138
Clarks Summit University	South Abington Township	Pennsylvania	Private not-for-profit	1,030,000	314,317
Clearfield County Career And Technology Center	Clearfield	Pennsylvania	Public	143,000	43,975
Commonwealth Technical Institute	Johnstown	Pennsylvania	Private not-for-profit	437,000	134,075
Community College Of Allegheny County	Pittsburgh	Pennsylvania	Public	17,675,000	4,293,740
Community College Of Beaver County	Monaca	Pennsylvania	Public	2,845,000	716,982
Community College Of Philadelphia	Philadelphia	Pennsylvania	Public	31,739,000	8,556,216
Crawford County Career & Technical Center	Meadville	Pennsylvania	Public	74,000	24,927
Curtis Institute Of Music	Philadelphia	Pennsylvania	Private not-for-profit	115,000	43,230
Delaware County Community College	Media	Pennsylvania	Public	12,243,000	2,906,077
Delaware County Technical School	Broomall	Pennsylvania	Public	243,000	75,128
Delaware Valley University	Doylestown	Pennsylvania	Private not-for-profit	2,922,000	951,915
Desales University	Center Valley	Pennsylvania	Private not-for-profit	2,983,000	990,471
Dickinson College	Carlisle	Pennsylvania	Private not-for-profit	2,003,000	718,034
Drexel University	Philadelphia	Pennsylvania	Private not-for-profit	20,133,000	6,736,634
Duquesne University Of The Holy Spirit	Pittsburgh	Pennsylvania	Private not-for-profit	7,743,000	2,741,985
East Stroudsburg University Of Pennsylvania	East Stroudsburg	Pennsylvania	Public	10,194,000	3,276,662
Eastern Center For Arts And Technology-Practical Nursing	Willow Grove	Pennsylvania	Public	274,000	78,970
Eastern University	Saint Davids	Pennsylvania	Private not-for-profit	3,675,000	1,236,015
Edinboro University Of Pennsylvania	Edinboro	Pennsylvania	Public	6,730,000	2,252,843
Elizabethtown College	Elizabethtown	Pennsylvania	Private not-for-profit	2,042,000	711,272
Evangelical Theological Seminary	Myerstown	Pennsylvania	Private not-for-profit	16,000	10,330
Fayette County Career & Technical Institute	Uniontown	Pennsylvania	Public	299,000	97,632
Franklin & Marshall College	Lancaster	Pennsylvania	Private not-for-profit	2,395,000	846,061
Franklin County Career And Technology Center	Chambersburg	Pennsylvania	Public	156,000	44,752
Gannon University	Erie	Pennsylvania	Private not-for-profit	4,157,000	1,372,340
Geisinger Commonwealth School Of Medicine	Scranton	Pennsylvania	Private not-for-profit	125,000	80,018
Geisinger-Lewistown Hospital School Of Nursing	Lewistown	Pennsylvania	Private not-for-profit	68,000	16,409
Geneva College	Beaver Falls	Pennsylvania	Private not-for-profit	2,050,000	709,627
Gettysburg College	Gettysburg	Pennsylvania	Private not-for-profit	2,350,000	828,017
Gratz College	Melrose Park	Pennsylvania	Private not-for-profit	43,000	27,498
Greater Altoona Career & Technology Center	Altoona	Pennsylvania	Public	530,000	145,558

Coronavirus Response and Relief Supplemental Appropriations Act, 2021
Higher Education Emergency Relief Fund: Simulated Distribution of \$20.2 Billion Provided Under Section 314(a)(1)

Institution Name	City	State	Control	Simulated Total Allocation	Estimated Minimum Amount for Student Grants
Greater Johnstown Area Vocational Technical School	Johnstown	Pennsylvania	Public	475,000	127,523
Greene County Career & Technology Center	Waynesburg	Pennsylvania	Public	48,000	14,768
Gwynedd Mercy University	Gwynedd Valley	Pennsylvania	Private not-for-profit	2,797,000	947,538
Harcum College	Bryn Mawr	Pennsylvania	Private not-for-profit	3,089,000	892,172
Harrisburg Area Community College	Harrisburg	Pennsylvania	Public	21,044,000	5,030,891
Harrisburg University Of Science And Technology	Harrisburg	Pennsylvania	Private not-for-profit	2,680,000	770,293
Haverford College	Haverford	Pennsylvania	Private not-for-profit	1,234,000	436,902
Hazleton Area Career Center	Hazle TWP.	Pennsylvania	Public	50,000	16,833
Holy Family University	Philadelphia	Pennsylvania	Private not-for-profit	3,347,000	1,082,979
Huntingdon County Career And Technology Center	Mill Creek	Pennsylvania	Public	74,000	22,792
Immaculata University	Immaculata	Pennsylvania	Private not-for-profit	1,762,000	534,045
Indiana County Technology Center	Indiana	Pennsylvania	Public	218,000	65,749
Indiana University Of Pennsylvania	Indiana	Pennsylvania	Public	15,639,000	5,116,231
Jefferson County Dubois Area Vocational Techl School Practical Nursing	Reynoldsville	Pennsylvania	Public	82,000	24,870
Johnson College	Scranton	Pennsylvania	Private not-for-profit	899,000	279,785
Joseph F. McCloskey School Of Nursing At Schuylkill Health	Pottsville	Pennsylvania	Private not-for-profit	122,000	41,125
Juniata College	Huntingdon	Pennsylvania	Private not-for-profit	1,605,000	541,178
Keystone College	La Plume	Pennsylvania	Private not-for-profit	2,431,000	738,927
Kings College	Wilkes-Barre	Pennsylvania	Private not-for-profit	2,919,000	984,259
Kutztown University Of Pennsylvania	Kutztown	Pennsylvania	Public	11,383,000	3,774,483
La Roche University	Pittsburgh	Pennsylvania	Private not-for-profit	1,940,000	628,959
La Salle University	Philadelphia	Pennsylvania	Private not-for-profit	6,870,000	2,222,650
Lackawanna College	Scranton	Pennsylvania	Private not-for-profit	3,811,000	970,674
Lafayette College	Easton	Pennsylvania	Private not-for-profit	1,938,000	695,510
Lake Erie College Of Osteopathic Medicine	Erie	Pennsylvania	Private not-for-profit	962,000	616,718
Lancaster Bible College	Lancaster	Pennsylvania	Private not-for-profit	2,453,000	744,828
Lancaster County Career And Technology Center	Willow Street	Pennsylvania	Public	828,000	254,050
Lancaster Theological Seminary Of The United Church Of Christ	Lancaster	Pennsylvania	Private not-for-profit	15,000	9,602
Lebanon County Career And Technology Center	Lebanon	Pennsylvania	Public	495,000	168,465
Lebanon Valley College	Annville	Pennsylvania	Private not-for-profit	2,159,000	727,353
Lehigh Carbon Community College	Schnecksville	Pennsylvania	Public	8,712,000	1,984,538
Lehigh University	Bethlehem	Pennsylvania	Private not-for-profit	5,214,000	1,832,068
Lenape Technical School	Ford City	Pennsylvania	Public	442,000	133,927
Lincoln University	Lincoln University	Pennsylvania	Public	5,393,000	1,747,266
Lock Haven University Of Pennsylvania	Lock Haven	Pennsylvania	Public	5,289,000	1,770,923
Luzerne County Community College	Nanticoke	Pennsylvania	Public	6,836,000	1,693,163
Lycoming College	Williamsport	Pennsylvania	Private not-for-profit	2,097,000	696,329
Manor College	Jenkintown	Pennsylvania	Private not-for-profit	1,475,000	407,195
Mansfield University Of Pennsylvania	Mansfield	Pennsylvania	Public	3,069,000	998,059
Marywood University	Scranton	Pennsylvania	Private not-for-profit	3,056,000	1,031,225
Mercer County Career Center	Mercer	Pennsylvania	Public	73,000	19,766
Mercyhurst University	Erie	Pennsylvania	Private not-for-profit	4,857,000	1,590,274
Messiah College	Mechanicsburg	Pennsylvania	Private not-for-profit	3,105,000	1,110,370
Mifflin County Academy Of Science And Technology	Lewistown	Pennsylvania	Public	175,000	58,884
Millersville University Of Pennsylvania	Millersville	Pennsylvania	Public	9,034,000	2,894,651

Coronavirus Response and Relief Supplemental Appropriations Act, 2021
Higher Education Emergency Relief Fund: Simulated Distribution of \$20.2 Billion Provided Under Section 314(a)(1)

Institution Name	City	State	Control	Simulated Total Allocation	Estimated Minimum Amount for Student Grants
Misericordia	Dallas	Pennsylvania	Private not-for-profit	2,436,000	818,199
Missio Theological Seminary	Hatfield	Pennsylvania	Private not-for-profit	36,000	22,822
Montgomery County Community College	Blue Bell	Pennsylvania	Public	9,547,000	2,199,052
Moore College Of Art And Design	Philadelphia	Pennsylvania	Private not-for-profit	665,000	220,837
Moravian College	Bethlehem	Pennsylvania	Private not-for-profit	2,994,000	1,017,948
Mount Aloysius College	Cresson	Pennsylvania	Private not-for-profit	1,696,000	420,252
Muhlenberg College	Allentown	Pennsylvania	Private not-for-profit	2,253,000	809,954
Neumann University	Aston	Pennsylvania	Private not-for-profit	3,024,000	917,059
Northampton County Area Community College	Bethlehem	Pennsylvania	Public	12,750,000	3,299,558
Northern Tier Career Center	Towanda	Pennsylvania	Public	114,000	36,555
Ohio Valley General Hospital School Of Nursing	McKees Rocks	Pennsylvania	Private not-for-profit	39,000	10,654
Orleans Technical College	Philadelphia	Pennsylvania	Private not-for-profit	939,000	291,475
Peirce College	Philadelphia	Pennsylvania	Private not-for-profit	1,479,000	474,695
Pennsylvania Academy Of The Fine Arts	Philadelphia	Pennsylvania	Private not-for-profit	318,000	112,082
Pennsylvania College Of Art & Design	Lancaster	Pennsylvania	Private not-for-profit	420,000	137,950
Pennsylvania College Of Health Sciences	Lancaster	Pennsylvania	Private not-for-profit	1,453,000	464,320
Pennsylvania College Of Technology	Williamsport	Pennsylvania	Public	8,464,000	2,778,735
Pennsylvania Highlands Community College	Johnstown	Pennsylvania	Public	2,107,000	456,143
Pennsylvania Institute Of Technology	Media	Pennsylvania	Private not-for-profit	1,211,000	278,363
Pennsylvania State University (The)	University Park	Pennsylvania	Public	84,839,000	29,422,423
Philadelphia College Of Osteopathic Medicine	Philadelphia	Pennsylvania	Private not-for-profit	673,000	431,596
Philadelphia Technician Training Institute	Philadelphia	Pennsylvania	Private not-for-profit	1,510,000	337,892
Pittsburgh Institute Of Aeronautics	West Mifflin	Pennsylvania	Private not-for-profit	956,000	229,473
Pittsburgh Institute Of Mortuary Science	Pittsburgh	Pennsylvania	Private not-for-profit	274,000	94,326
Pittsburgh Technical College	Oakdale	Pennsylvania	Private not-for-profit	4,937,000	1,713,040
Pittsburgh Theological Seminary	Pittsburgh	Pennsylvania	Private not-for-profit	32,000	20,368
Point Park University	Pittsburgh	Pennsylvania	Private not-for-profit	5,167,000	1,758,543
Precision Manufacturing Institute	Meadville	Pennsylvania	Private not-for-profit	118,000	34,674
Reading Area Community College	Reading	Pennsylvania	Public	7,078,000	1,695,173
Reading Hospital School Of Health Sciences	Reading	Pennsylvania	Private not-for-profit	482,000	134,622
Reconstructionist Rabbinical College	Wyncote	Pennsylvania	Private not-for-profit	7,000	4,219
Reformed Presbyterian Theological Seminary	Pittsburgh	Pennsylvania	Private not-for-profit	16,000	10,201
Robert Morris University	Moon Township	Pennsylvania	Private not-for-profit	5,125,000	1,760,439
Rosedale Technical College	Pittsburgh	Pennsylvania	Private not-for-profit	1,239,000	421,247
Rosemont College	Rosemont	Pennsylvania	Private not-for-profit	1,086,000	351,571
Saint Charles Borromeo Seminary	Wynnewood	Pennsylvania	Private not-for-profit	110,000	31,292
Saint Francis University	Loretto	Pennsylvania	Private not-for-profit	2,275,000	746,805
Saint Joseph'S University	Philadelphia	Pennsylvania	Private not-for-profit	4,349,000	1,506,162
Saint Vincent College & Seminary	Latrobe	Pennsylvania	Private not-for-profit	2,318,000	802,718
Salus University	Elkins Park	Pennsylvania	Private not-for-profit	393,000	251,828
Schuylkill Technology Centers	Frackville	Pennsylvania	Public	157,000	53,263
Seton Hill University	Greensburg	Pennsylvania	Private not-for-profit	2,290,000	646,423
Shippensburg University Of Pennsylvania	Shippensburg	Pennsylvania	Public	8,458,000	2,754,100
Slippery Rock University	Slippery Rock	Pennsylvania	Public	11,301,000	3,866,035
Somerset County Technology Center	Somerset	Pennsylvania	Public	216,000	69,679

Coronavirus Response and Relief Supplemental Appropriations Act, 2021
Higher Education Emergency Relief Fund: Simulated Distribution of \$20.2 Billion Provided Under Section 314(a)(1)

Institution Name	City	State	Control	Simulated Total Allocation	Estimated Minimum Amount for Student Grants
St Margaret Memorial Hospital School Of Nursing	Pittsburgh	Pennsylvania	Private not-for-profit	133,000	45,651
St. Luke'S Hospital Of Bethlehem, Pa	Bethlehem	Pennsylvania	Private not-for-profit	338,000	95,811
Studio Incamminati	Philadelphia	Pennsylvania	Private not-for-profit	28,000	7,334
Susquehanna County Career & Technology Center	Springville	Pennsylvania	Public	90,000	27,768
Susquehanna University	Selinsgrove	Pennsylvania	Private not-for-profit	3,168,000	1,095,606
Swarthmore College	Swarthmore	Pennsylvania	Private not-for-profit	861,000	600,433
Talmudical Yeshiva Of Philadelphia	Philadelphia	Pennsylvania	Private not-for-profit	150,000	55,535
Temple University	Philadelphia	Pennsylvania	Public	43,930,000	14,638,189
Thaddeus Stevens College Of Technology	Lancaster	Pennsylvania	Public	2,783,000	933,334
Theological Seminary Reformed Episcopal Church	Blue Bell	Pennsylvania	Private not-for-profit	3,000	2,037
Thiel College	Greenville	Pennsylvania	Private not-for-profit	1,400,000	465,877
Thomas Jefferson University	Philadelphia	Pennsylvania	Private not-for-profit	6,379,000	2,230,092
Trinity Episcopal School For Ministry	Ambridge	Pennsylvania	Private not-for-profit	21,000	13,737
United Lutheran Seminary	Gettysburg	Pennsylvania	Private not-for-profit	44,000	28,079
University Of Pennsylvania	Philadelphia	Pennsylvania	Private not-for-profit	7,138,000	4,959,842
University Of Pittsburgh	Pittsburgh	Pennsylvania	Public	30,471,000	10,673,670
University Of Scranton	Scranton	Pennsylvania	Private not-for-profit	4,369,000	1,551,389
University Of The Arts (The)	Philadelphia	Pennsylvania	Private not-for-profit	2,659,000	912,833
University Of The Sciences In Philadelphia	Philadelphia	Pennsylvania	Private not-for-profit	2,091,000	746,957
University Of Valley Forge	Phoenixville	Pennsylvania	Private not-for-profit	997,000	330,954
Upmc Jameson School Of Nursing	New Castle	Pennsylvania	Private not-for-profit	109,000	35,593
Upmc Mercy School Of Nursing	Pittsburgh	Pennsylvania	Private not-for-profit	272,000	87,812
Upmc Shadyside	Pittsburgh	Pennsylvania	Private not-for-profit	534,000	172,679
Ursinus College	Collegeville	Pennsylvania	Private not-for-profit	1,654,000	574,647
Valley Forge Military College	Wayne	Pennsylvania	Private not-for-profit	605,000	192,826
Venango County Area Vocational Technical School	Oil City	Pennsylvania	Public	195,000	67,059
Villanova University	Villanova	Pennsylvania	Private not-for-profit	6,263,000	2,222,710
Washington And Jefferson College	Washington	Pennsylvania	Private not-for-profit	1,930,000	667,164
Washington Hospital (The)	Washington	Pennsylvania	Private not-for-profit	112,000	37,852
Waynesburg University	Waynesburg	Pennsylvania	Private not-for-profit	2,170,000	756,352
West Chester University Of Pennsylvania	West Chester	Pennsylvania	Public	18,568,000	6,186,058
Western Area Career & Technology Center	Canonsburg	Pennsylvania	Public	187,000	61,886
Western Pennsylvania Hospital School Of Nursing	Pittsburgh	Pennsylvania	Private not-for-profit	211,000	70,943
Westminster College	New Wilmington	Pennsylvania	Private not-for-profit	1,857,000	644,614
Westminster Theological Seminary	Glenside	Pennsylvania	Private not-for-profit	75,000	48,315
Westmoreland County Community College	Youngwood	Pennsylvania	Public	5,229,000	1,296,725
Widener University	Chester	Pennsylvania	Private not-for-profit	4,354,000	1,484,321
Wilkes Barre Area Career And Technical Center Practical Nursing Prgrm	Wilkes Barre	Pennsylvania	Public	555,000	167,531
Wilkes University	Wilkes-Barre	Pennsylvania	Private not-for-profit	4,071,000	1,390,723
Wilson College	Chambersburg	Pennsylvania	Private not-for-profit	1,470,000	444,935
Won Institute Of Graduate Studies	Glenside	Pennsylvania	Private not-for-profit	15,000	9,457
Workforce Institute'S City College, The	Philadelphia	Pennsylvania	Private not-for-profit	26,000	8,809
Yeshivath Beth Moshe	Scranton	Pennsylvania	Private not-for-profit	65,000	22,344
York College Of Pennsylvania	York	Pennsylvania	Private not-for-profit	4,987,000	1,641,892
York County School Of Technology	York	Pennsylvania	Public	433,000	102,596

Coronavirus Response and Relief Supplemental Appropriations Act, 2021
Higher Education Emergency Relief Fund: Simulated Distribution of \$20.2 Billion Provided Under Section 314(a)(1)

Institution Name	City	State	Control	Simulated Total Allocation	Estimated Minimum Amount for Student Grants
Totals: Pennsylvania				\$727,439,000	\$234,585,498
Albizu University	San Juan	Puerto Rico	Private not-for-profit	\$2,225,000	\$730,799
American University Of Puerto Rico	Bayamon	Puerto Rico	Private not-for-profit	3,201,000	930,533
Atenas College	Manati	Puerto Rico	Private not-for-profit	3,188,000	1,033,530
Atlantic University College	Guaynabo	Puerto Rico	Private not-for-profit	5,308,000	1,696,162
Caribbean University	Bayamon	Puerto Rico	Private not-for-profit	6,359,000	1,856,988
Centro De Estudios Avanzados De Puerto Rico Y El Caribe	San Juan	Puerto Rico	Private not-for-profit	29,000	18,477
Colegio Educativo Tecnológico Industrial	Arecibo	Puerto Rico	Private not-for-profit	434,000	138,087
Colegio Universitario De San Juan	San Juan	Puerto Rico	Public	3,452,000	1,001,451
Commonwealth Of Puerto Rico Department Of Education	Mananti	Puerto Rico	Private not-for-profit	5,564,000	1,657,969
Conservatorio De Música De Puerto Rico	San Juan	Puerto Rico	Public	881,000	274,243
Dewey University	Baeboza	Puerto Rico	Private not-for-profit	4,950,000	1,569,300
Edp University Of Puerto Rico	San Juan	Puerto Rico	Private not-for-profit	6,002,000	1,882,057
Escuela De Artes Plasticas Y Diseño De Puerto Rico	San Juan	Puerto Rico	Public	1,147,000	343,104
Humacao Community College	Humacao	Puerto Rico	Private not-for-profit	1,691,000	483,773
Inter American University Of Puerto Rico - Aguadilla Campus	Aguadilla	Puerto Rico	Private not-for-profit	12,681,000	4,184,748
Inter American University Of Puerto Rico - Arecibo Campus	Arecibo	Puerto Rico	Private not-for-profit	11,299,000	3,778,052
Inter American University Of Puerto Rico - Barranquitas Campus	Barranquitas	Puerto Rico	Private not-for-profit	6,094,000	2,011,144
Inter American University Of Puerto Rico - Bayamon Campus	Bayamon	Puerto Rico	Private not-for-profit	13,779,000	4,497,953
Inter American University Of Puerto Rico - Fajardo Campus	Fajardo	Puerto Rico	Private not-for-profit	5,999,000	1,943,196
Inter American University Of Puerto Rico - Guayama Campus	Guayama	Puerto Rico	Private not-for-profit	5,368,000	1,736,976
Inter American University Of Puerto Rico - Metropolitan Campus	San Juan	Puerto Rico	Private not-for-profit	13,676,000	3,935,333
Inter American University Of Puerto Rico - Ponce Campus	Mercedita	Puerto Rico	Private not-for-profit	12,203,000	4,308,154
Inter American University Of Puerto Rico - School Of Law	San Juan	Puerto Rico	Private not-for-profit	151,000	96,803
Inter American University Of Puerto Rico - School Of Optometry	Bayamon	Puerto Rico	Private not-for-profit	52,000	33,462
Inter American University Of Puerto Rico San Germán Campus	San German	Puerto Rico	Private not-for-profit	13,376,000	4,466,336
Monteclaro: Escuela De Hoteleria Y Artes Culinarias	Rio Grande	Puerto Rico	Private not-for-profit	57,000	18,416
Pontifical Catholic University Of Puerto Rico (The)	Ponce	Puerto Rico	Private not-for-profit	20,493,000	6,424,975
San Juan Bautista School Of	Caguas	Puerto Rico	Private not-for-profit	248,000	86,618
Seminario Evangelico De Puerto Rico	San Juan	Puerto Rico	Private not-for-profit	23,000	14,840
Theological University Of The Caribbean	Trujillo Alto	Puerto Rico	Private not-for-profit	523,000	163,596
Trinity College Of Puerto Rico	Ponce	Puerto Rico	Private not-for-profit	596,000	197,339
Universal Technology College	Aguadilla	Puerto Rico	Private not-for-profit	2,212,000	716,300
Universidad Adventista De Las Antillas	Mayaguez	Puerto Rico	Private not-for-profit	3,443,000	1,119,138
Universidad Ana G. Méndez - Carolina Campus	Carolina	Puerto Rico	Private not-for-profit	25,283,000	7,106,104
Universidad Ana G. Méndez - Cupey Campus	San Juan	Puerto Rico	Private not-for-profit	29,102,000	8,526,346
Universidad Ana G. Méndez - Gurabo Campus	Gurabo	Puerto Rico	Private not-for-profit	36,840,000	10,576,147
Universidad Central De Bayamon	Bayamán	Puerto Rico	Private not-for-profit	2,027,000	707,227
Universidad Central Del Caribe	Bayamon	Puerto Rico	Private not-for-profit	486,000	152,542
Universidad Del Sagrado Corazón	Santurce	Puerto Rico	Private not-for-profit	9,090,000	2,963,680
Universidad Pentecostal Mizpa	Rio Piedras	Puerto Rico	Private not-for-profit	566,000	150,824
Universidad Politécnica De Puerto Rico	Hato Rey	Puerto Rico	Private not-for-profit	9,463,000	3,010,498
University Of Puerto Rico - Arecibo	Arecibo	Puerto Rico	Public	11,623,000	3,842,368
University Of Puerto Rico - Cayey University College	Cayey	Puerto Rico	Public	8,684,000	2,869,029

Coronavirus Response and Relief Supplemental Appropriations Act, 2021
Higher Education Emergency Relief Fund: Simulated Distribution of \$20.2 Billion Provided Under Section 314(a)(1)

Institution Name	City	State	Control	Simulated Total Allocation	Estimated Minimum Amount for Student Grants
University Of Puerto Rico - Humacao University College	Humacao	Puerto Rico	Public	9,161,000	2,832,118
University Of Puerto Rico - Mayaguez	Mayaguez	Puerto Rico	Public	30,627,000	9,832,063
University Of Puerto Rico - Medical Science Campus	San Juan	Puerto Rico	Public	1,667,000	595,132
University Of Puerto Rico - Rio Piedras Campus	San Juan	Puerto Rico	Public	27,483,000	8,438,810
University Of Puerto Rico - Utuado	Utuado	Puerto Rico	Public	2,575,000	800,180
University Of Puerto Rico Bayamon Technical University College	Bayamon	Puerto Rico	Public	10,966,000	3,495,835
University Of Puerto Rico Carolina Regional College	Carolina	Puerto Rico	Public	8,012,000	2,259,952
University Of Puerto Rico, Aguadilla Regional College	Aguadilla	Puerto Rico	Public	9,234,000	2,949,891
University Of Puerto Rico, Ponce	Ponce	Puerto Rico	Public	8,336,000	2,657,126
Totals: Puerto Rico				\$407,929,000	\$127,115,713
Brown University	Providence	Rhode Island	Private not-for-profit	\$6,896,000	\$2,421,116
Bryant University	Smithfield	Rhode Island	Private not-for-profit	3,060,000	1,080,382
Community College Of Rhode Island	Warwick	Rhode Island	Public	21,326,000	5,139,285
lyrs School Of Technology & Trades	Newport	Rhode Island	Private not-for-profit	76,000	27,460
Johnson & Wales University	Providence	Rhode Island	Private not-for-profit	22,124,000	7,524,340
New England Institute Of Technology	East Greenwich	Rhode Island	Private not-for-profit	5,919,000	1,890,021
Providence College	Providence	Rhode Island	Private not-for-profit	3,890,000	1,351,783
Rhode Island College	Providence	Rhode Island	Public	12,273,000	3,725,958
Rhode Island School Of Design	Providence	Rhode Island	Private not-for-profit	2,056,000	732,458
Roger Williams University	Bristol	Rhode Island	Private not-for-profit	3,968,000	1,339,956
Salve Regina University	Newport	Rhode Island	Private not-for-profit	2,542,000	883,705
University Of Rhode Island	Kingston	Rhode Island	Public	17,492,000	5,711,342
Totals: Rhode Island				\$101,622,000	\$31,827,802
Academy For Careers And Technology	Mullins	South Carolina	Public	\$109,000	\$32,398
Aiken Technical College	Graniteville	South Carolina	Public	3,733,000	962,050
Allen University	Columbia	South Carolina	Private not-for-profit	2,420,000	794,838
Anderson University	Anderson	South Carolina	Private not-for-profit	3,320,000	1,118,143
Benedict College	Columbia	South Carolina	Private not-for-profit	6,737,000	2,186,168
Bob Jones University	Greenville	South Carolina	Private not-for-profit	3,980,000	1,337,029
Central Carolina Technical College	Sumter	South Carolina	Public	5,834,000	1,573,628
Charleston Southern University	Charleston	South Carolina	Private not-for-profit	4,761,000	1,525,136
Citadel, The Military College Of South Carolina	Charleston	South Carolina	Public	3,654,000	1,296,579
Clafin University	Orangeburg	South Carolina	Private not-for-profit	5,793,000	1,950,108
Clemson University	Clemson	South Carolina	Public	20,097,000	6,917,998
Clinton College	Rock Hill	South Carolina	Private not-for-profit	535,000	116,971
Coastal Carolina University	Conway	South Carolina	Public	15,386,000	5,138,174
Coker University	Hartsville	South Carolina	Private not-for-profit	1,919,000	633,846
College Of Charleston	Charleston	South Carolina	Public	11,780,000	3,878,011
Columbia College	Columbia	South Carolina	Private not-for-profit	1,783,000	588,148
Columbia International University	Columbia	South Carolina	Private not-for-profit	1,176,000	393,471
Converse College	Spartanburg	South Carolina	Private not-for-profit	2,167,000	674,342
Denmark Technical College	Denmark	South Carolina	Public	814,000	223,261
Erskine College	Due West	South Carolina	Private not-for-profit	899,000	293,682

Coronavirus Response and Relief Supplemental Appropriations Act, 2021
Higher Education Emergency Relief Fund: Simulated Distribution of \$20.2 Billion Provided Under Section 314(a)(1)

Institution Name	City	State	Control	Simulated Total Allocation	Estimated Minimum Amount for Student Grants
Florence - Darlington Technical College	Florence	South Carolina	Public	6,549,000	1,693,739
Francis Marion University	Florence	South Carolina	Public	6,763,000	2,095,570
Furman University	Greenville	South Carolina	Private not-for-profit	2,362,000	828,234
Greenville Technical College	Greenville	South Carolina	Public	13,703,000	3,639,834
Horry - Georgetown Technical College	Conway	South Carolina	Public	10,029,000	2,850,294
Lander University	Greenwood	South Carolina	Public	5,470,000	1,802,497
Limestone College	Gaffney	South Carolina	Private not-for-profit	2,659,000	1,100,252
Medical University Of South Carolina	Charleston	South Carolina	Public	1,217,000	473,847
Midlands Technical College	West Columbia	South Carolina	Public	14,902,000	3,795,392
Morris College	Sumter	South Carolina	Private not-for-profit	2,318,000	740,606
Newberry College	Newberry	South Carolina	Private not-for-profit	2,412,000	804,338
North Greenville University	Tigerville	South Carolina	Private not-for-profit	3,329,000	1,107,552
Northeastern Technical College	Cheraw	South Carolina	Public	1,390,000	444,182
Orangeburg - Calhoun Technical College	Orangeburg	South Carolina	Public	4,122,000	1,060,323
Piedmont Technical College	Greenwood	South Carolina	Public	7,158,000	2,044,979
Presbyterian College	Clinton	South Carolina	Private not-for-profit	1,525,000	519,108
Sherman College Of Straight Chiropractic	Spartanburg	South Carolina	Private not-for-profit	106,000	68,233
South Carolina State University	Orangeburg	South Carolina	Public	6,539,000	2,080,044
Southern Wesleyan University	Central	South Carolina	Private not-for-profit	1,578,000	578,709
Spartanburg Community College	Spartanburg	South Carolina	Public	6,969,000	1,776,316
Spartanburg Methodist College	Spartanburg	South Carolina	Private not-for-profit	2,008,000	675,177
Technical College Of The Lowcountry - Beaufort Campus	Beaufort	South Carolina	Public	2,819,000	728,995
Tri-County Technical College	Pendleton	South Carolina	Public	7,793,000	2,221,242
Trident Technical College	Charleston	South Carolina	Public	13,694,000	3,596,138
University Of South Carolina - Aiken	Aiken	South Carolina	Public	5,118,000	1,674,706
University Of South Carolina - Beaufort	Bluffton	South Carolina	Public	3,346,000	1,089,627
University Of South Carolina - Columbia	Columbia	South Carolina	Public	31,014,000	10,887,565
University Of South Carolina - Lancaster	Lancaster	South Carolina	Public	1,298,000	325,432
University Of South Carolina - Salkehatchie	Allendale	South Carolina	Public	1,471,000	403,621
University Of South Carolina - Sumter	Sumter	South Carolina	Public	1,308,000	363,900
University Of South Carolina - Union	Union	South Carolina	Public	943,000	228,957
University Of South Carolina Upstate	Spartanburg	South Carolina	Public	10,227,000	3,220,328
Voorhees College	Denmark	South Carolina	Private not-for-profit	1,692,000	562,027
Williamsburg Technical College	Kingstree	South Carolina	Public	1,213,000	295,653
Winthrop University	Rock Hill	South Carolina	Public	8,482,000	2,724,065
Wofford College	Spartanburg	South Carolina	Private not-for-profit	1,549,000	551,953
York Technical College	Rock Hill	South Carolina	Public	5,938,000	1,591,646
Totals: South Carolina				\$297,910,000	\$92,279,049
Augustana University	Sioux Falls	South Dakota	Private not-for-profit	\$1,829,000	\$638,697
Avera Mckennan Hospital	Sioux Falls	South Dakota	Private not-for-profit	5,000	3,055
Avera Sacred Heart Hospital School Of Radiologic Technology	Yankton	South Dakota	Private not-for-profit	5,000	3,492
Black Hills State University	Spearfish	South Dakota	Public	3,115,000	862,487
Dakota State University	Madison	South Dakota	Public	1,762,000	500,999
Dakota Wesleyan University	Mitchell	South Dakota	Private not-for-profit	1,089,000	339,922

Coronavirus Response and Relief Supplemental Appropriations Act, 2021
Higher Education Emergency Relief Fund: Simulated Distribution of \$20.2 Billion Provided Under Section 314(a)(1)

Institution Name	City	State	Control	Simulated Total Allocation	Estimated Minimum Amount for Student Grants
Lake Area Technical Institute	Watertown	South Dakota	Public	2,903,000	951,081
Mitchell Technical Institute	Mitchell	South Dakota	Public	1,468,000	490,711
Mount Marty College	Yankton	South Dakota	Private not-for-profit	953,000	244,755
North American Baptist Seminary	Sioux Falls	South Dakota	Private not-for-profit	29,000	18,501
Northern State University	Aberdeen	South Dakota	Public	1,531,000	405,889
Oglala Lakota College	Kyle	South Dakota	Public	2,688,000	648,798
Presentation College	Aberdeen	South Dakota	Private not-for-profit	802,000	280,341
Sanford Medical Center	Sioux Falls	South Dakota	Private not-for-profit	10,000	6,693
Sinte Gleska University	Mission	South Dakota	Private not-for-profit	836,000	192,980
Sisseton Wahpeton College	Sisseton	South Dakota	Public	327,000	78,810
South Dakota School Of Mines & Technology	Rapid City	South Dakota	Public	2,347,000	733,849
South Dakota State University	Brookings	South Dakota	Public	10,029,000	3,167,084
Southeast Technical Institute	Sioux Falls	South Dakota	Public	3,101,000	929,229
University Of Sioux Falls	Sioux Falls	South Dakota	Private not-for-profit	1,759,000	537,087
University Of South Dakota	Vermillion	South Dakota	Public	6,693,000	2,067,383
Western Dakota Technical Institute	Rapid City	South Dakota	Public	1,695,000	475,940
Totals: South Dakota				\$44,976,000	\$13,577,777
American Baptist Theological Seminary	Nashville	Tennessee	Private not-for-profit	\$268,000	\$76,073
Austin Peay State University	Clarksville	Tennessee	Public	16,782,000	5,397,933
Baptist Memorial College Of Health Sciences	Memphis	Tennessee	Private not-for-profit	1,947,000	582,976
Belmont University	Nashville	Tennessee	Private not-for-profit	6,568,000	2,300,669
Bethel University	McKenzie	Tennessee	Private not-for-profit	4,788,000	1,500,537
Brillare Beauty Institute	Cleveland	Tennessee	Private not-for-profit	294,000	95,694
Bryan College	Dayton	Tennessee	Private not-for-profit	1,131,000	363,629
Carson - Newman University	Jefferson City	Tennessee	Private not-for-profit	3,549,000	1,244,584
Chattanooga State Community College	Chattanooga	Tennessee	Public	11,065,000	2,898,741
Christian Brothers University	Memphis	Tennessee	Private not-for-profit	2,588,000	806,345
Cleveland State Community College	Cleveland	Tennessee	Public	3,959,000	1,023,358
Columbia State Community College	Columbia	Tennessee	Public	6,642,000	1,760,610
Cumberland University	Lebanon	Tennessee	Private not-for-profit	3,046,000	969,321
Dyersburg State Community College	Dyersburg	Tennessee	Public	3,251,000	857,611
East Tennessee State University	Johnson City	Tennessee	Public	17,991,000	5,966,379
Fisk University	Nashville	Tennessee	Private not-for-profit	1,699,000	542,737
Freed Hardeman University	Henderson	Tennessee	Private not-for-profit	2,100,000	712,999
Jackson State Community College	Jackson	Tennessee	Public	6,115,000	1,542,235
John A Gupton College	Nashville	Tennessee	Private not-for-profit	88,000	38,474
Johnson University	Knoxville	Tennessee	Private not-for-profit	1,682,000	569,858
King University	Bristol	Tennessee	Private not-for-profit	2,479,000	870,627
Lane College	Jackson	Tennessee	Private not-for-profit	3,811,000	1,215,489
Lee University	Cleveland	Tennessee	Private not-for-profit	5,861,000	1,851,279
Lemoyne - Owen College	Memphis	Tennessee	Private not-for-profit	2,700,000	830,138
Lincoln Memorial University	Harrogate	Tennessee	Private not-for-profit	4,219,000	1,352,969
Lipscomb University	Nashville	Tennessee	Private not-for-profit	3,978,000	1,307,012
Martin Methodist College	Pulaski	Tennessee	Private not-for-profit	1,567,000	482,731

Coronavirus Response and Relief Supplemental Appropriations Act, 2021
Higher Education Emergency Relief Fund: Simulated Distribution of \$20.2 Billion Provided Under Section 314(a)(1)

Institution Name	City	State	Control	Simulated Total Allocation	Estimated Minimum Amount for Student Grants
Maryville College	Maryville	Tennessee	Private not-for-profit	2,053,000	700,944
Meharry Medical College	Nashville	Tennessee	Private not-for-profit	172,000	109,988
Memphis College Of Art	Memphis	Tennessee	Private not-for-profit	284,000	81,173
Memphis Theological Seminary	Memphis	Tennessee	Private not-for-profit	29,000	18,332
Mid-South Christian College	Memphis	Tennessee	Private not-for-profit	37,000	12,353
Middle Tennessee School Of Anesthesia	Madison	Tennessee	Private not-for-profit	44,000	28,397
Middle Tennessee State University	Murfreesboro	Tennessee	Public	28,870,000	8,978,706
Milligan College	Milligan College	Tennessee	Private not-for-profit	1,133,000	380,377
Motlow State Community College	Tullahoma	Tennessee	Public	6,304,000	1,761,392
Nashville State Community College	Nashville	Tennessee	Public	10,115,000	2,542,678
Northeast State Community College	Blountville	Tennessee	Public	8,824,000	2,340,158
Omega Graduate School	Dayton	Tennessee	Private not-for-profit	8,000	5,092
Pellissippi State Community College	Knoxville	Tennessee	Public	11,053,000	2,758,595
Pentecostal Theological Seminary	Cleveland	Tennessee	Private not-for-profit	11,000	7,218
Rhodes College	Memphis	Tennessee	Private not-for-profit	1,676,000	602,973
Richmont Graduate University	Chattanooga	Tennessee	Private not-for-profit	49,000	31,328
Roane State Community College	Harriman	Tennessee	Public	6,848,000	1,763,191
Southern Adventist University	Collegedale	Tennessee	Private not-for-profit	3,868,000	1,244,905
Southern College Of Optometry	Memphis	Tennessee	Private not-for-profit	122,000	78,127
Southwest Tennessee Community College	Memphis	Tennessee	Public	15,648,000	3,928,219
Tennessee College Of Applied Technology - Athens	Athens	Tennessee	Public	536,000	123,053
Tennessee College Of Applied Technology - Covington	Covington	Tennessee	Public	507,000	124,125
Tennessee College Of Applied Technology - Crossville	Crossville	Tennessee	Public	1,012,000	249,955
Tennessee College Of Applied Technology - Dickson	Dickson	Tennessee	Public	1,475,000	410,807
Tennessee College Of Applied Technology - Elizabethton	Elizabethton	Tennessee	Public	1,517,000	440,582
Tennessee College Of Applied Technology - Harriman	Harriman	Tennessee	Public	704,000	205,650
Tennessee College Of Applied Technology - Hohenwald	Hohenwald	Tennessee	Public	819,000	130,906
Tennessee College Of Applied Technology - Knoxville	Knoxville	Tennessee	Public	1,793,000	411,175
Tennessee College Of Applied Technology - Morristown	Morristown	Tennessee	Public	1,657,000	443,890
Tennessee College Of Applied Technology - Murfreesboro	Murfreesboro	Tennessee	Public	1,132,000	305,616
Tennessee College Of Applied Technology - Nashville	Nashville	Tennessee	Public	1,928,000	519,269
Tennessee College Of Applied Technology - Newbern	Newbern	Tennessee	Public	996,000	285,680
Tennessee College Of Applied Technology - Oneida/Huntsville	Huntsville	Tennessee	Public	458,000	106,734
Tennessee College Of Applied Technology Crump	Crump	Tennessee	Public	593,000	137,441
Tennessee College Of Applied Technology Ripley	Ripley	Tennessee	Public	447,000	113,497
Tennessee College Of Applied Technology Whiteville	Whiteville	Tennessee	Public	435,000	101,581
Tennessee College Of Applied Technology--Mcminnville	McMinnville	Tennessee	Public	436,000	121,449
Tennessee College Of Applied Technology-Hartsville	Hartsville	Tennessee	Public	671,000	159,305
Tennessee College Of Applied Technology-Jacksboro	Jacksboro	Tennessee	Public	627,000	182,976
Tennessee College Of Applied Technology-Jackson	Jackson	Tennessee	Public	1,112,000	255,183
Tennessee College Of Applied Technology-Livingston	Livingston	Tennessee	Public	1,034,000	239,885
Tennessee College Of Applied Technology-Mckenzie	McKenzie	Tennessee	Public	537,000	160,994
Tennessee College Of Applied Technology-Memphis	Memphis	Tennessee	Public	2,702,000	726,607
Tennessee College Of Applied Technology-Paris	Paris	Tennessee	Public	751,000	197,484
Tennessee College Of Applied Technology-Pulaski	Pulaski	Tennessee	Public	651,000	131,778

Coronavirus Response and Relief Supplemental Appropriations Act, 2021
Higher Education Emergency Relief Fund: Simulated Distribution of \$20.2 Billion Provided Under Section 314(a)(1)

Institution Name	City	State	Control	Simulated Total Allocation	Estimated Minimum Amount for Student Grants
Tennessee College Of Applied Technology-Shelbyville	Shelbyville	Tennessee	Public	963,000	273,653
Tennessee State University	Nashville	Tennessee	Public	12,527,000	3,693,331
Tennessee Technological University	Cookeville	Tennessee	Public	13,749,000	4,523,732
Tennessee Wesleyan University	Athens	Tennessee	Private not-for-profit	1,816,000	613,178
Trevecca Nazarene University	Nashville	Tennessee	Private not-for-profit	3,067,000	1,044,449
Tusculum University	Greeneville	Tennessee	Private not-for-profit	2,486,000	881,998
Union University	Jackson	Tennessee	Private not-for-profit	3,179,000	1,031,441
University Of Memphis (The)	Memphis	Tennessee	Public	27,275,000	8,445,875
University Of Tennessee	Knoxville	Tennessee	Public	28,933,000	9,758,157
University Of Tennessee - Chattanooga	Chattanooga	Tennessee	Public	14,967,000	4,900,890
University Of Tennessee - Martin	Martin	Tennessee	Public	8,748,000	2,914,156
University Of Tennessee Health Science Center	Memphis	Tennessee	Public	1,344,000	503,039
University Of The South (The)	Sewanee	Tennessee	Private not-for-profit	1,581,000	547,047
Vanderbilt University	Nashville	Tennessee	Private not-for-profit	4,047,000	2,824,212
Visible Music College	Memphis	Tennessee	Private not-for-profit	301,000	95,907
Volunteer State Community College	Gallatin	Tennessee	Public	9,700,000	2,708,545
Walters State Community College	Morristown	Tennessee	Public	7,416,000	1,992,059
Watkins College Of Art, Design & Film	Nashville	Tennessee	Private not-for-profit	252,000	56,062
Welch College	Gallatin	Tennessee	Private not-for-profit	414,000	120,140
William Moore College of Technology	Memphis	Tennessee	Private not-for-profit	389,000	90,030
Williamson Christian College	Franklin	Tennessee	Private not-for-profit	56,000	16,439
Totals: Tennessee				\$385,056,000	\$117,855,091
Abilene Christian University	Abilene	Texas	Private not-for-profit	\$4,654,000	\$1,654,371
Alvin Community College	Alvin	Texas	Public	4,739,000	1,160,749
Amarillo College	Amarillo	Texas	Public	10,716,000	2,862,197
Amberton University	Garland	Texas	Private not-for-profit	251,000	75,757
Angelina College	Lufkin	Texas	Public	5,707,000	1,405,478
Angelo State University	San Angelo	Texas	Public	11,083,000	3,422,781
Arlington Baptist University	Arlington	Texas	Private not-for-profit	264,000	87,816
Austin College	Sherman	Texas	Private not-for-profit	1,935,000	671,303
Austin Community College	Austin	Texas	Public	32,480,000	7,332,900
Austin Graduate School Of Theology	Austin	Texas	Private not-for-profit	25,000	6,068
Austin Presbyterian Theological Seminary	Austin	Texas	Private not-for-profit	27,000	17,459
Bakke Graduate University	Dallas	Texas	Private not-for-profit	2,000	1,331
Baptist Missionary Association Theological Seminary	Jacksonville	Texas	Private not-for-profit	53,000	17,416
Baptist University Of The Americas	San Antonio	Texas	Private not-for-profit	224,000	62,112
Baylor College Of Medicine	Houston	Texas	Private not-for-profit	197,000	197,000
Baylor University	Waco	Texas	Private not-for-profit	15,469,000	5,435,745
Blinn College	Brenham	Texas	Public	22,615,000	7,330,956
Brazosport College	Lake Jackson	Texas	Public	2,718,000	647,362
Brookhaven College	Farmers Branch	Texas	Public	6,248,000	1,249,654
Cedar Valley College	Lancaster	Texas	Public	4,137,000	900,746
Central Texas College District	Killeen	Texas	Public	12,066,000	2,955,088
Cisco College	Cisco	Texas	Public	3,791,000	1,005,774

Coronavirus Response and Relief Supplemental Appropriations Act, 2021
Higher Education Emergency Relief Fund: Simulated Distribution of \$20.2 Billion Provided Under Section 314(a)(1)

Institution Name	City	State	Control	Simulated Total Allocation	Estimated Minimum Amount for Student Grants
Clarendon College	Clarendon	Texas	Public	1,955,000	454,844
Coastal Bend College	Beeville	Texas	Public	4,809,000	1,079,771
College Of Biblical Studies-Houston	Houston	Texas	Private not-for-profit	583,000	131,878
College Of The Mainland	Texas City	Texas	Public	3,845,000	936,942
Collin County Community College	McKinney	Texas	Public	23,051,000	5,621,456
Commonwealth Institute Of Funeral Service	Houston	Texas	Private not-for-profit	134,000	68,045
Concordia University Texas	Austin	Texas	Private not-for-profit	2,671,000	918,265
Covenant School Of Nursing And Allied Health	Lubbock	Texas	Private not-for-profit	655,000	201,912
Criswell College	Dallas	Texas	Private not-for-profit	290,000	79,294
Dallas Baptist University	Dallas	Texas	Private not-for-profit	3,734,000	1,169,339
Dallas Christian College	Dallas	Texas	Private not-for-profit	302,000	98,170
Dallas Institute Of Funeral Service	Dallas	Texas	Private not-for-profit	375,000	167,352
Dallas Nursing Institute	Richardson	Texas	Private not-for-profit	644,000	186,293
Dallas Theological Seminary	Dallas	Texas	Private not-for-profit	239,000	153,373
Del Mar College	Corpus Christi	Texas	Public	10,418,000	2,197,015
East Texas Baptist University	Marshall	Texas	Private not-for-profit	2,463,000	808,358
Eastfield College	Mesquite	Texas	Public	9,783,000	2,066,847
El Centro College	Dallas	Texas	Public	7,501,000	1,514,310
El Paso Community College	El Paso	Texas	Public	35,895,000	8,687,073
Episcopal Theological Seminary Of The Southwest (The)	Austin	Texas	Private not-for-profit	23,000	14,549
Frank Phillips College	Borger	Texas	Public	1,040,000	310,218
Galveston College	Galveston	Texas	Public	2,590,000	644,113
Grace School Of Theology	Conroe	Texas	Private not-for-profit	83,000	27,366
Grayson College	Denison	Texas	Public	4,455,000	1,231,922
Hallmark University	San Antonio	Texas	Private not-for-profit	2,021,000	736,033
Hardin-Simmons University	Abilene	Texas	Private not-for-profit	3,002,000	990,003
Hill College	Hillsboro	Texas	Public	3,696,000	736,279
Houston Baptist University	Houston	Texas	Private not-for-profit	4,319,000	1,411,802
Houston Community College	Houston	Texas	Public	64,149,000	15,402,196
Houston Graduate School Of Theology	Houston	Texas	Private not-for-profit	17,000	10,621
Howard County Junior College District	Big Spring	Texas	Public	3,427,000	831,304
Howard Payne University	Brownwood	Texas	Private not-for-profit	1,661,000	523,957
Huston - Tillotson University	Austin	Texas	Private not-for-profit	2,693,000	815,096
Jacksonville College	Jacksonville	Texas	Private not-for-profit	614,000	151,902
Jarvis Christian College	Hawkins	Texas	Private not-for-profit	3,075,000	944,020
Kilgore College	Kilgore	Texas	Public	7,577,000	2,036,443
King'S University (The)	Southlake	Texas	Private not-for-profit	509,000	166,375
Lamar Institute Of Technology	Beaumont	Texas	Public	3,583,000	992,151
Lamar State College - Orange	Orange	Texas	Public	2,210,000	618,660
Lamar State College - Port Arthur	Port Arthur	Texas	Public	2,715,000	553,342
Lamar University	Beaumont	Texas	Public	12,879,000	4,471,387
Laredo College	Laredo	Texas	Public	15,123,000	4,585,111
Lee College	Baytown	Texas	Public	8,438,000	2,088,547
Letourneau University	Longview	Texas	Private not-for-profit	2,097,000	693,186
Lone Star College System	The Woodlands	Texas	Public	62,662,000	15,499,628

Coronavirus Response and Relief Supplemental Appropriations Act, 2021
Higher Education Emergency Relief Fund: Simulated Distribution of \$20.2 Billion Provided Under Section 314(a)(1)

Institution Name	City	State	Control	Simulated Total Allocation	Estimated Minimum Amount for Student Grants
Lubbock Christian University	Lubbock	Texas	Private not-for-profit	2,350,000	713,225
Mclennan Community College	Waco	Texas	Public	10,810,000	2,711,015
Mcmurry University	Abilene	Texas	Private not-for-profit	1,936,000	592,306
Messenger College	Bedford	Texas	Private not-for-profit	76,000	25,880
Midland College	Midland	Texas	Public	3,901,000	885,501
Midwestern State University	Wichita Falls	Texas	Public	7,603,000	2,493,937
Mountain View College	Dallas	Texas	Public	7,772,000	1,610,230
Mystros Barber Academy	Houston	Texas	Private not-for-profit	87,000	29,192
Navarro College	Corsicana	Texas	Public	8,718,000	2,272,823
North American University	Stafford	Texas	Private not-for-profit	440,000	138,356
North Central Texas College	Gainesville	Texas	Public	8,690,000	2,180,299
North Lake College	Irving	Texas	Public	6,594,000	1,411,091
Northeast Lakeview College	Universal City	Texas	Public	3,759,000	746,722
Northeast Texas Community College	Mount Pleasant	Texas	Public	3,157,000	677,137
Northwest Vista College	San Antonio	Texas	Public	15,851,000	3,690,310
Oblate School Of Theology	San Antonio	Texas	Private not-for-profit	31,000	19,916
Odessa College	Odessa	Texas	Public	4,614,000	1,266,015
Our Lady Of The Lake University	San Antonio	Texas	Private not-for-profit	3,518,000	1,203,140
Palo Alto College	San Antonio	Texas	Public	8,531,000	1,880,472
Panola College	Carthage	Texas	Public	3,093,000	894,666
Paris Junior College	Paris	Texas	Public	4,965,000	1,284,667
Parker University	Dallas	Texas	Private not-for-profit	1,541,000	487,213
Paul Quinn College	Dallas	Texas	Private not-for-profit	1,923,000	594,860
Prairie View Agricultural & Mechanical University	Prairie View	Texas	Public	21,475,000	6,990,464
Ranger College	Ranger	Texas	Public	2,193,000	612,867
Remington College	Garland	Texas	Private not-for-profit	21,376,000	6,868,434
Rice University	Houston	Texas	Private not-for-profit	2,369,000	1,717,580
Richland College	Dallas	Texas	Public	11,068,000	2,457,054
Saint Philip'S College	San Antonio	Texas	Public	8,838,000	1,937,753
Sam Houston State University	Huntsville	Texas	Public	28,701,000	9,558,102
San Antonio College	San Antonio	Texas	Public	18,682,000	4,210,127
San Jacinto Community College District	Pasadena	Texas	Public	23,519,000	4,794,232
Schreiner University	Kerrville	Texas	Private not-for-profit	1,919,000	643,601
South Plains College	Levelland	Texas	Public	10,851,000	2,956,110
South Texas College	McAllen	Texas	Public	41,319,000	10,648,199
South Texas College Of Law Houston	Houston	Texas	Private not-for-profit	205,000	131,666
Southern Methodist University	Dallas	Texas	Private not-for-profit	6,610,000	2,320,130
Southwest Texas Junior College	Uvalde	Texas	Public	8,018,000	2,051,479
Southwestern Adventist University	Keene	Texas	Private not-for-profit	1,352,000	410,581
Southwestern Assemblies Of God University	Waxahachie	Texas	Private not-for-profit	2,373,000	892,766
Southwestern Christian College	Terrell	Texas	Private not-for-profit	266,000	72,520
Southwestern University	Georgetown	Texas	Private not-for-profit	1,767,000	606,725
St. Edward'S University	Austin	Texas	Private not-for-profit	6,447,000	2,081,173
St. Mary'S University	San Antonio	Texas	Private not-for-profit	4,734,000	1,599,262
Stephen F Austin State University	Nacogdoches	Texas	Public	17,240,000	5,658,539

Coronavirus Response and Relief Supplemental Appropriations Act, 2021
Higher Education Emergency Relief Fund: Simulated Distribution of \$20.2 Billion Provided Under Section 314(a)(1)

Institution Name	City	State	Control	Simulated Total Allocation	Estimated Minimum Amount for Student Grants
Sul Ross State University	Alpine	Texas	Public	3,395,000	1,081,996
Tarleton State University	Stephenville	Texas	Public	17,938,000	5,667,760
Tarrant County College District	Fort Worth	Texas	Public	49,503,000	11,616,243
Temple College	Temple	Texas	Public	6,281,000	1,622,521
Texarkana College	Texarkana	Texas	Public	5,568,000	1,372,169
Texas A & M University - Texarkana	Texarkana	Texas	Public	2,838,000	927,501
Texas A&M International University	Laredo	Texas	Public	16,242,000	4,919,878
Texas A&M University	College Station	Texas	Public	60,543,000	20,020,222
Texas A&M University - Central Texas	Killeen	Texas	Public	2,751,000	820,162
Texas A&M University - Commerce	Commerce	Texas	Public	12,967,000	4,321,578
Texas A&M University - Corpus Christi	Corpus Christi	Texas	Public	16,603,000	5,228,831
Texas A&M University - Kingsville	Kingsville	Texas	Public	12,090,000	3,629,714
Texas A&M University-San Antonio	San Antonio	Texas	Public	10,421,000	2,853,713
Texas Chiropractic College	Pasadena	Texas	Private not-for-profit	60,000	38,700
Texas Christian University	Fort Worth	Texas	Private not-for-profit	8,388,000	2,881,321
Texas College	Tyler	Texas	Private not-for-profit	3,567,000	1,179,426
Texas Lutheran University	Seguin	Texas	Private not-for-profit	2,175,000	704,097
Texas Southern University	Houston	Texas	Public	19,430,000	6,050,449
Texas Southmost College	Brownsville	Texas	Public	8,404,000	1,812,140
Texas State Technical College	Waco	Texas	Public	19,300,000	5,110,578
Texas State University	San Marcos	Texas	Public	51,560,000	16,182,755
Texas Tech University	Lubbock	Texas	Public	39,359,000	13,329,626
Texas Tech University Health Sciences Center	Lubbock	Texas	Public	3,231,000	1,219,603
Texas Wesleyan University	Fort Worth	Texas	Private not-for-profit	3,125,000	965,955
Texas Woman'S University	Denton	Texas	Public	15,240,000	4,942,694
Trinity University	San Antonio	Texas	Private not-for-profit	1,190,000	833,754
Trinity Valley Community College	Athens	Texas	Public	4,567,000	1,125,620
Tyler Junior College	Tyler	Texas	Public	14,617,000	3,931,824
University Of Dallas	Irving	Texas	Private not-for-profit	2,018,000	672,548
University Of Houston	Houston	Texas	Public	60,680,000	18,692,642
University Of Houston - Clear Lake	Houston	Texas	Public	10,127,000	2,980,685
University Of Houston - Downtown	Houston	Texas	Public	17,931,000	5,370,325
University Of Houston - Victoria	Victoria	Texas	Public	4,358,000	1,624,503
University Of Mary Hardin-Baylor	Belton	Texas	Private not-for-profit	5,634,000	1,794,347
University Of North Texas	Denton	Texas	Public	47,556,000	15,253,044
University Of North Texas At Dallas	Dallas	Texas	Public	5,344,000	1,652,405
University Of North Texas Health Science Center At Fort Worth	Fort Worth	Texas	Public	536,000	343,849
University Of Saint Thomas	Houston	Texas	Private not-for-profit	3,379,000	1,048,236
University Of Texas - Rio Grande Valley	Edinburg	Texas	Public	57,042,000	17,999,129
University Of Texas At Arlington	Arlington	Texas	Public	38,749,000	13,180,594
University Of Texas At Austin	Austin	Texas	Public	47,722,000	15,750,161
University Of Texas At Dallas	Richardson	Texas	Public	29,744,000	9,582,094
University Of Texas At El Paso	El Paso	Texas	Public	43,426,000	13,066,800
University Of Texas At San Antonio	San Antonio	Texas	Public	48,443,000	15,009,444
University Of Texas At Tyler	Tyler	Texas	Public	9,343,000	3,011,305

Coronavirus Response and Relief Supplemental Appropriations Act, 2021
Higher Education Emergency Relief Fund: Simulated Distribution of \$20.2 Billion Provided Under Section 314(a)(1)

Institution Name	City	State	Control	Simulated Total Allocation	Estimated Minimum Amount for Student Grants
University Of Texas Health Science Center At Houston	Houston	Texas	Public	2,938,000	1,000,852
University Of Texas Health Science Center At San Antonio	San Antonio	Texas	Public	2,183,000	777,901
University Of Texas Health Science Center At Tyler (The)	Tyler	Texas	Public	7,000	4,656
University Of Texas Md Anderson Cancer Center	Houston	Texas	Public	458,000	144,920
University Of Texas Medical Branch At Galveston	Galveston	Texas	Public	1,630,000	574,876
University Of Texas Of The Permian Basin	Odessa	Texas	Public	3,464,000	1,163,008
University Of Texas Southwestern Medical Center (The)	Dallas	Texas	Public	470,000	301,303
University Of The Incarnate Word	San Antonio	Texas	Private not-for-profit	8,774,000	2,859,844
Valley Grande Institute For Academic Studies	Weslaco	Texas	Private not-for-profit	814,000	211,017
Vernon College	Vernon	Texas	Public	3,731,000	727,553
Victoria College	Victoria	Texas	Public	3,700,000	967,453
Vocational Nursing Institute (The)	Houston	Texas	Private not-for-profit	46,000	8,867
Wayland Baptist University	Plainview	Texas	Private not-for-profit	4,865,000	1,446,863
Weatherford College	Weatherford	Texas	Public	5,211,000	1,354,648
West Texas A&M University	Canyon	Texas	Public	10,241,000	3,463,384
Western Texas College	Snyder	Texas	Public	1,518,000	281,058
Wharton County Junior College	Wharton	Texas	Public	6,217,000	1,583,303
Wiley College	Marshall	Texas	Private not-for-profit	2,595,000	796,319
Totals: Texas				\$1,716,935,000	\$497,645,872
Bridgerland Technical College	Logan	Utah	Public	\$1,057,000	\$211,816
Brigham Young University	Provo	Utah	Private not-for-profit	49,912,000	16,183,493
Davis Technical College	Kaysville	Utah	Public	1,873,000	356,638
Dixie State University	Saint George	Utah	Public	11,755,000	3,168,350
Dixie Technical College	Saint George	Utah	Public	523,000	101,403
Independence University	Salt Lake City	Utah	Private not-for-profit	6,652,000	6,652,000
Lds Business College	Salt Lake City	Utah	Private not-for-profit	2,403,000	720,262
Midwives College of Utah	Salt Lake City	Utah	Private not-for-profit	64,000	64,000
Mountainland Technical College	Lehi	Utah	Public	1,447,000	304,741
Ogden-Weber Technical College	Ogden	Utah	Public	1,561,000	298,022
Salt Lake Community College	Salt Lake City	Utah	Public	24,119,000	5,639,937
Snow College	Ephraim	Utah	Public	5,075,000	1,343,156
Southern Utah University	Cedar City	Utah	Public	10,934,000	2,911,348
Southwest Technical College	Cedar City	Utah	Public	398,000	68,548
Stevens Henager College	West Haven	Utah	Private not-for-profit	10,108,000	7,265,014
Tooele Technical College	Tooele	Utah	Public	304,000	57,902
Uintah Basin Technical College	Roosevelt	Utah	Public	472,000	83,683
University Of Utah	Salt Lake City	Utah	Public	30,262,000	9,535,665
Utah State University	Logan	Utah	Public	30,329,000	9,580,373
Utah Valley University	Orem	Utah	Public	43,196,000	11,950,604
Weber State University	Ogden	Utah	Public	23,632,000	6,173,113
Western Governors University	Salt Lake City	Utah	Private not-for-profit	26,332,000	26,332,000
Westminster College	Salt Lake City	Utah	Private not-for-profit	2,885,000	948,620
Totals: Utah				\$285,293,000	\$109,950,682

Coronavirus Response and Relief Supplemental Appropriations Act, 2021
Higher Education Emergency Relief Fund: Simulated Distribution of \$20.2 Billion Provided Under Section 314(a)(1)

Institution Name	City	State	Control	Simulated Total Allocation	Estimated Minimum Amount for Student Grants
Bennington College	Bennington	Vermont	Private not-for-profit	\$860,000	\$296,382
Castleton University	Castleton	Vermont	Public	2,947,000	886,417
Champlain College	Burlington	Vermont	Private not-for-profit	2,614,000	918,130
Community College Of Vermont	Montpelier	Vermont	Public	4,466,000	906,325
Goddard College	Plainfield	Vermont	Private not-for-profit	517,000	160,167
Landmark College	Putney	Vermont	Private not-for-profit	383,000	120,429
Marlboro College	Marlboro	Vermont	Private not-for-profit	290,000	67,643
Middlebury College	Middlebury	Vermont	Private not-for-profit	2,946,000	931,047
Northern Vermont University	Johnson	Vermont	Public	3,455,000	1,056,171
Norwich University	Northfield	Vermont	Private not-for-profit	3,415,000	1,191,307
Saint Michael'S College	Colchester	Vermont	Private not-for-profit	1,831,000	594,400
Sit Graduate Institute	Brattleboro	Vermont	Private not-for-profit	11,000	7,006
Sterling College	Craftsbury Common	Vermont	Private not-for-profit	237,000	64,856
University Of Vermont And State Agricultural College	Burlington	Vermont	Public	10,633,000	3,550,940
Vermont College Of Fine Arts	Montpelier	Vermont	Private not-for-profit	111,000	71,143
Vermont Law School	South Royalton	Vermont	Private not-for-profit	118,000	75,697
Vermont Technical College	Randolph	Vermont	Public	1,778,000	506,703
Totals: Vermont				\$36,612,000	\$11,404,761
University Of The Virgin Islands	Charlotte Amalie	Virgin Islands	Public	\$3,060,000	\$915,869
Totals: Virgin Islands				\$3,060,000	\$915,869
Appalachian College Of Pharmacy	Oakwood	Virginia	Private not-for-profit	\$48,000	\$30,552
Appalachian School Of Law	Grundy	Virginia	Private not-for-profit	32,000	20,805
Averett University	Danville	Virginia	Private not-for-profit	1,823,000	636,830
Bethel College	Hampton	Virginia	Private not-for-profit	40,000	11,771
Blue Ridge Community College	Weyers Cave	Virginia	Public	4,199,000	997,016
Bluefield College	Bluefield	Virginia	Private not-for-profit	1,268,000	489,576
Bon Secours Memorial College Of Nursing	Richmond	Virginia	Private not-for-profit	258,000	76,535
Bon Secours St Mary'S Hospital School Of Medical Imaging	Richmond	Virginia	Private not-for-profit	32,000	11,295
Bridgewater College	Bridgewater	Virginia	Private not-for-profit	2,647,000	899,990
Cayce/Reilly School Of Massage	Virginia Beach	Virginia	Private not-for-profit	102,000	30,794
Centra College	Lynchburg	Virginia	Private not-for-profit	559,000	119,790
Central School Of Practical Nursing	Norfolk	Virginia	Public	49,000	15,592
Central Virginia Community College	Lynchburg	Virginia	Public	4,076,000	973,909
Christopher Newport University	Newport News	Virginia	Public	4,140,000	1,446,968
College Of William & Mary	Williamsburg	Virginia	Public	5,699,000	1,996,134
Culpeper Cosmetology Training Center	Culpeper	Virginia	Public	123,000	41,841
Dabney S Lancaster Community College	Clifton Forge	Virginia	Public	1,004,000	231,282
Danville Community College	Danville	Virginia	Public	3,569,000	824,111
Divine Mercy University	Arlington	Virginia	Private not-for-profit	10,000	6,325
Eastern Mennonite University	Harrisonburg	Virginia	Private not-for-profit	1,459,000	474,713
Eastern Shore Community College	Melfa	Virginia	Public	749,000	172,168
Eastern Virginia Medical School	Norfolk	Virginia	Public	257,000	164,827
Edward Via Virginia College Of Osteopathic Medicine	Blacksburg	Virginia	Private not-for-profit	460,000	294,902

Coronavirus Response and Relief Supplemental Appropriations Act, 2021
Higher Education Emergency Relief Fund: Simulated Distribution of \$20.2 Billion Provided Under Section 314(a)(1)

Institution Name	City	State	Control	Simulated Total Allocation	Estimated Minimum Amount for Student Grants
Emory & Henry College	Emory	Virginia	Private not-for-profit	1,881,000	631,120
Fairfax University Of America	Fairfax	Virginia	Private not-for-profit	137,000	39,148
Ferrum College	Ferrum	Virginia	Private not-for-profit	2,561,000	836,808
George Mason University	Fairfax	Virginia	Public	35,567,000	10,670,512
Germanna Community College	Locust Grove	Virginia	Public	6,187,000	1,534,355
Hampden Sydney College	Hampden-Sydney	Virginia	Private not-for-profit	968,000	339,954
Hampton University	Hampton	Virginia	Private not-for-profit	6,238,000	2,182,171
Henrico County-Saint Mary'S Hospital School Of Practical Nursing	Henrico	Virginia	Public	166,000	55,215
Hollins University	Roanoke	Virginia	Private not-for-profit	1,174,000	405,857
J Sargeant Reynolds Community College	Richmond	Virginia	Public	9,541,000	2,286,592
James Madison University	Harrisonburg	Virginia	Public	17,782,000	6,091,329
John Tyler Community College	Chester	Virginia	Public	8,120,000	1,854,392
Liberty University	Lynchburg	Virginia	Private not-for-profit	36,968,000	17,727,562
Longwood University	Farmville	Virginia	Public	5,092,000	1,651,289
Lord Fairfax Community College	Middletown	Virginia	Public	5,051,000	1,246,802
Mary Baldwin University	Staunton	Virginia	Private not-for-profit	2,015,000	735,343
Marymount University	Arlington	Virginia	Private not-for-profit	3,258,000	1,047,469
Mountain Empire Community College	Big Stone Gap	Virginia	Public	3,093,000	787,462
New River Community College	Dublin	Virginia	Public	3,656,000	914,082
Norfolk State University	Norfolk	Virginia	Public	11,211,000	3,542,858
Northern Virginia Community College	Annandale	Virginia	Public	43,705,000	10,521,352
Old Dominion University	Norfolk	Virginia	Public	26,700,000	8,925,451
Patrick Henry Community College	Martinsville	Virginia	Public	3,004,000	837,862
Paul D. Camp Community College	Franklin	Virginia	Public	1,186,000	288,309
Piedmont Virginia Community College	Charlottesville	Virginia	Public	4,355,000	988,219
Radford University	Radford	Virginia	Public	13,815,000	4,753,102
Randolph - Macon College	Ashland	Virginia	Private not-for-profit	1,538,000	529,119
Randolph College	Lynchburg	Virginia	Private not-for-profit	988,000	332,437
Rappahannock Community College	Glenns	Virginia	Public	2,575,000	628,596
Regent University	Virginia Beach	Virginia	Private not-for-profit	3,958,000	1,796,664
Richard Bland College	South Prince George	Virginia	Public	1,759,000	415,367
Riverside College Of Health Careers	Newport News	Virginia	Private not-for-profit	544,000	173,096
Roanoke College	Salem	Virginia	Private not-for-profit	2,532,000	888,800
School Board - City Of Va. Beach, Va. Beach School Of Prctl. Nrsg.	Virginia Beach	Virginia	Public	48,000	14,037
Sentara College Of Health Sciences	Chesapeake	Virginia	Private not-for-profit	351,000	107,280
Shenandoah University	Winchester	Virginia	Private not-for-profit	3,125,000	1,050,101
Southern Virginia University	Buena Vista	Virginia	Private not-for-profit	2,010,000	628,603
Southside Virginia Community College	Alberta	Virginia	Public	3,641,000	903,923
Southwest Virginia Community College	Cedar Bluff	Virginia	Public	3,540,000	953,768
Sweet Briar College	Sweet Briar	Virginia	Private not-for-profit	428,000	136,245
Thomas Nelson Community College	Hampton	Virginia	Public	8,738,000	2,083,985
Tidewater Community College	Norfolk	Virginia	Public	26,334,000	6,598,978
Union Presbyterian Seminary	Richmond	Virginia	Private not-for-profit	32,000	20,805
University Of Lynchburg	Lynchburg	Virginia	Private not-for-profit	2,989,000	1,061,990
University Of Mary Washington	Fredericksburg	Virginia	Public	4,447,000	1,458,341

Coronavirus Response and Relief Supplemental Appropriations Act, 2021
Higher Education Emergency Relief Fund: Simulated Distribution of \$20.2 Billion Provided Under Section 314(a)(1)

Institution Name	City	State	Control	Simulated Total Allocation	Estimated Minimum Amount for Student Grants
University Of Richmond	University of Richmond	Virginia	Private not-for-profit	1,772,000	1,212,773
University Of Virginia	Charlottesville	Virginia	Public	16,745,000	5,920,355
University Of Virginia'S College At Wise (The)	Wise	Virginia	Public	1,748,000	483,483
Virginia Beach Theological Seminary	Virginia Beach	Virginia	Private not-for-profit	2,000	1,535
Virginia Commonwealth University	Richmond	Virginia	Public	31,675,000	10,297,499
Virginia Highlands Community College	Abingdon	Virginia	Public	2,997,000	775,385
Virginia Military Institute	Lexington	Virginia	Public	1,567,000	566,346
Virginia Polytechnic Institute & State University	Blacksburg	Virginia	Public	27,444,000	9,794,494
Virginia State University	Petersburg	Virginia	Public	10,606,000	3,427,905
Virginia Union University	Richmond	Virginia	Private not-for-profit	3,472,000	1,125,839
Virginia University Of Integrative Medicine	Fairfax	Virginia	Private not-for-profit	62,000	39,718
Virginia University Of Lynchburg	Lynchburg	Virginia	Private not-for-profit	760,000	186,959
Virginia Wesleyan University	Virginia Beach	Virginia	Private not-for-profit	2,351,000	777,604
Virginia Western Community College	Roanoke	Virginia	Public	6,474,000	1,457,649
Washington And Lee University	Lexington	Virginia	Private not-for-profit	726,000	522,522
Wave Leadership College	Virginia Beach	Virginia	Private not-for-profit	87,000	24,758
Wytheville Community College	Wytheville	Virginia	Public	2,606,000	675,738
Totals: Virginia				\$466,705,000	\$147,935,017
Academy Of Interactive Entertainment	Seattle	Washington	Private not-for-profit	\$217,000	\$70,215
Bastyr University	Kenmore	Washington	Private not-for-profit	687,000	250,796
Bates Technical College	Tacoma	Washington	Public	3,150,000	874,049
Bellevue College	Bellevue	Washington	Public	7,771,000	2,201,545
Bellingham Technical College	Bellingham	Washington	Public	3,594,000	969,526
Big Bend Community College	Moses Lake	Washington	Public	2,798,000	772,919
Cascadia College	Bothell	Washington	Public	2,079,000	597,115
Central Washington University	Ellensburg	Washington	Public	13,496,000	4,339,692
Centralia College	Centralia	Washington	Public	3,218,000	773,883
City University Of Seattle	Seattle	Washington	Private not-for-profit	899,000	238,434
Clark College	Vancouver	Washington	Public	10,308,000	2,784,707
Clover Park Technical College	Lakewood	Washington	Public	5,699,000	1,671,170
Columbia Basin College	Pasco	Washington	Public	7,427,000	2,074,205
Cornish College Of The Arts	Seattle	Washington	Private not-for-profit	931,000	316,407
Eastern Washington University	Cheney	Washington	Public	16,551,000	5,093,150
Edmonds Community College	Lynnwood	Washington	Public	5,926,000	1,519,845
Everett Community College	Everett	Washington	Public	6,789,000	1,734,768
Evergreen State College (The)	Olympia	Washington	Public	6,079,000	1,893,816
Faith International University	Tacoma	Washington	Private not-for-profit	276,000	83,175
Gonzaga University	Spokane	Washington	Private not-for-profit	4,099,000	1,531,254
Grays Harbor College	Aberdeen	Washington	Public	2,544,000	729,697
Green River College	Auburn	Washington	Public	8,278,000	2,506,821
Heritage University	Toppenish	Washington	Private not-for-profit	2,085,000	647,822
Highline College	Des Moines	Washington	Public	6,597,000	1,864,869
Lake Washington Institute Of Technology	Kirkland	Washington	Public	3,022,000	796,044
Lower Columbia College	Longview	Washington	Public	3,651,000	1,015,024

Coronavirus Response and Relief Supplemental Appropriations Act, 2021
Higher Education Emergency Relief Fund: Simulated Distribution of \$20.2 Billion Provided Under Section 314(a)(1)

Institution Name	City	State	Control	Simulated Total Allocation	Estimated Minimum Amount for Student Grants
North Seattle College	Seattle	Washington	Public	3,977,000	938,655
Northwest Hvac/R Association & Training	Spokane	Washington	Private not-for-profit	93,000	31,366
Northwest Indian College	Bellingham	Washington	Public	837,000	239,984
Northwest School Of Wooden Boat Building	Port Hadlock	Washington	Private not-for-profit	87,000	31,782
Northwest University	Kirkland	Washington	Private not-for-profit	1,987,000	645,781
Olympic College	Bremerton	Washington	Public	5,855,000	1,642,555
Pacific Lutheran University	Tacoma	Washington	Private not-for-profit	4,302,000	1,467,935
Pacific Northwest University Of Health Sciences	Yakima	Washington	Private not-for-profit	130,000	83,219
Peninsula College	Port Angeles	Washington	Public	2,267,000	667,220
Perry Technical Institute	Yakima	Washington	Private not-for-profit	2,919,000	983,818
Pierce College	Lakewood	Washington	Public	8,769,000	2,278,602
Renton Technical College	Renton	Washington	Public	3,705,000	889,776
Saint Martin'S University	Lacey	Washington	Private not-for-profit	2,053,000	636,099
Seattle Central College	Seattle	Washington	Public	6,638,000	1,672,299
Seattle Pacific University	Seattle	Washington	Private not-for-profit	4,346,000	1,459,238
Seattle School Of Theology And Psychology (The)	Seattle	Washington	Private not-for-profit	46,000	29,389
Seattle University	Seattle	Washington	Private not-for-profit	5,642,000	1,849,460
Shoreline Community College	Shoreline	Washington	Public	4,723,000	1,314,167
Skagit Valley College	Mount Vernon	Washington	Public	4,917,000	1,254,882
South Puget Sound Community College	Olympia	Washington	Public	5,674,000	1,630,870
South Seattle College	Seattle	Washington	Public	3,809,000	947,805
Spokane Community College	Spokane	Washington	Public	9,756,000	2,204,602
Spokane Falls Community College	Spokane	Washington	Public	6,589,000	1,924,157
Tacoma Community College	Tacoma	Washington	Public	7,356,000	2,026,937
University Of Puget Sound	Tacoma	Washington	Private not-for-profit	2,130,000	709,028
University Of Washington - Seattle	Seattle	Washington	Public	58,736,000	19,957,978
Walla Walla Community College	Walla Walla	Washington	Public	4,871,000	1,289,859
Walla Walla University	College Place	Washington	Private not-for-profit	2,187,000	720,760
Washington State University	Pullman	Washington	Public	34,369,000	11,463,272
Wenatchee Valley College	Wenatchee	Washington	Public	4,416,000	1,307,434
Western Washington University	Bellingham	Washington	Public	17,991,000	5,841,847
Whatcom Community College	Bellingham	Washington	Public	4,866,000	1,198,310
Whitman College	Walla Walla	Washington	Private not-for-profit	1,116,000	382,383
Whitworth University	Spokane	Washington	Private not-for-profit	4,196,000	1,431,374
Yakima Valley College	Yakima	Washington	Public	7,626,000	2,197,863
Totals: Washington				\$367,152,000	\$110,701,638
Academy Of Careers And Technology	Beckley	West Virginia	Public	\$303,000	\$87,085
Alderson Broaddus University	Phillippi	West Virginia	Private not-for-profit	1,741,000	565,337
Appalachian Bible College	Mount Hope	West Virginia	Private not-for-profit	398,000	121,491
B M Spurr School Of Practical Nursing	Glen Dale	West Virginia	Private not-for-profit	51,000	15,616
Benjamin Franklin Career & Technical	Dunbar	West Virginia	Public	139,000	48,370
Bethany College	Bethany	West Virginia	Private not-for-profit	929,000	291,325
Blue Ridge Community And Technical College	Martinsburg	West Virginia	Public	3,149,000	608,798
Bluefield State College	Bluefield	West Virginia	Public	2,241,000	724,087

Coronavirus Response and Relief Supplemental Appropriations Act, 2021
Higher Education Emergency Relief Fund: Simulated Distribution of \$20.2 Billion Provided Under Section 314(a)(1)

Institution Name	City	State	Control	Simulated Total Allocation	Estimated Minimum Amount for Student Grants
Bridgevalley Community And Technical College	South Charleston	West Virginia	Public	2,728,000	763,513
Cabell County Career Technology Center	Huntington	West Virginia	Public	254,000	80,310
Carver Career And Technical Education Center	Charleston	West Virginia	Public	466,000	153,992
Catholic Distance University	Charles Town	West Virginia	Private not-for-profit	6,000	6,000
Concord University	Athens	West Virginia	Public	3,354,000	1,117,507
Davis & Elkins College	Elkins	West Virginia	Private not-for-profit	1,546,000	496,161
Eastern West Virginia Community & Technical College	Moorefield	West Virginia	Public	530,000	112,944
Fairmont State University	Fairmont	West Virginia	Public	5,716,000	1,824,280
Fayette Institute Of Technology	Oak Hill	West Virginia	Public	158,000	53,082
Fred W. Eberle Technical Center	Buckhannon	West Virginia	Public	240,000	60,985
Garnet Career Center	Charleston	West Virginia	Public	255,000	77,258
Glennville State College	Glennville	West Virginia	Public	2,731,000	736,384
James Rumsey Technical Institute	Martinsburg	West Virginia	Public	227,000	69,146
John D. Rockefeller Iv Career Center	New Cumberland	West Virginia	Public	41,000	7,571
Marshall University	Huntington	West Virginia	Public	14,916,000	4,742,970
Mercer County Technical Education Center	Princeton	West Virginia	Public	198,000	52,771
Mineral County Vocational Technical Center	Keyser	West Virginia	Public	68,000	20,404
Mingo Extended Learning Center	Delbarton	West Virginia	Public	96,000	29,756
Monongalia County Technical Education Center (Mtec)	Morgantown	West Virginia	Public	145,000	46,841
Mountwest Community And Technical College	Huntington	West Virginia	Public	2,438,000	613,604
New River Community And Technical College	Beaver	West Virginia	Public	1,548,000	420,491
Ohio Valley University	Vienna	West Virginia	Private not-for-profit	636,000	207,880
Pierpont Community & Technical College	Fairmont	West Virginia	Public	2,246,000	586,399
Putnam Career & Technical Center	Eleanor	West Virginia	Public	173,000	53,192
Ralph R Willis Career And Technical Center	Stollings	West Virginia	Public	108,000	36,931
Randolph Technical Center	Elkins	West Virginia	Public	61,000	18,281
Roane Jackson Technical Center	Leroy	West Virginia	Public	108,000	36,703
Shepherd University	Shepherdstown	West Virginia	Public	4,563,000	1,354,808
Southern West Virginia Community And Technical College	Mount Gay	West Virginia	Public	2,859,000	846,609
United Technical Center	Clarksburg	West Virginia	Public	85,000	28,901
University Of Charleston	Charleston	West Virginia	Private not-for-profit	2,228,000	774,494
West Liberty University	West Liberty	West Virginia	Public	3,566,000	1,154,332
West Virginia Northern Community College	Wheeling	West Virginia	Public	1,646,000	439,159
West Virginia School Of Osteopathic Medicine	Lewisburg	West Virginia	Public	193,000	123,518
West Virginia State University	Institute	West Virginia	Public	3,309,000	874,052
West Virginia University	Morgantown	West Virginia	Public	30,738,000	10,504,116
West Virginia University - Parkersburg	Parkersburg	West Virginia	Public	3,328,000	988,544
West Virginia University Hospitals	Morgantown	West Virginia	Private not-for-profit	27,000	10,122
West Virginia Wesleyan College	Buckhannon	West Virginia	Private not-for-profit	1,877,000	629,279
Wheeling University	Wheeling	West Virginia	Private not-for-profit	1,242,000	404,327
Wood County Technical Center	Parkersburg	West Virginia	Public	66,000	18,671
Totals: West Virginia				\$105,671,000	\$33,038,386
Alverno College	Milwaukee	Wisconsin	Private not-for-profit	\$2,856,000	\$872,259
Bellin College	Green Bay	Wisconsin	Private not-for-profit	372,000	112,741

Coronavirus Response and Relief Supplemental Appropriations Act, 2021
Higher Education Emergency Relief Fund: Simulated Distribution of \$20.2 Billion Provided Under Section 314(a)(1)

Institution Name	City	State	Control	Simulated Total Allocation	Estimated Minimum Amount for Student Grants
Beloit College	Beloit	Wisconsin	Private not-for-profit	1,610,000	543,185
Blackhawk Technical College	Janesville	Wisconsin	Public	4,079,000	1,143,944
Cardinal Stritch University	Milwaukee	Wisconsin	Private not-for-profit	1,929,000	558,528
Carroll University	Waukesha	Wisconsin	Private not-for-profit	3,563,000	1,218,715
Carthage College	Kenosha	Wisconsin	Private not-for-profit	3,816,000	1,334,248
Chippewa Valley Technical College	Eau Claire	Wisconsin	Public	6,693,000	1,437,732
College Of Menominee Nation	Keshena	Wisconsin	Private not-for-profit	449,000	87,485
Columbia College Of Nursing	Glendale	Wisconsin	Private not-for-profit	199,000	62,772
Concordia University	Mequon	Wisconsin	Private not-for-profit	6,199,000	1,989,684
Edgewood College	Madison	Wisconsin	Private not-for-profit	2,207,000	722,460
Fox Valley Technical College	Appleton	Wisconsin	Public	7,355,000	1,375,408
Gateway Technical College	Kenosha	Wisconsin	Public	7,570,000	1,384,278
Herzing University	Madison	Wisconsin	Private not-for-profit	9,544,000	3,565,417
Holy Family College	Manitowoc	Wisconsin	Private not-for-profit	612,000	175,376
Lac Courte Oreilles Ojibwe College	Hayward	Wisconsin	Public	124,000	75,613
Lakeland University	Plymouth	Wisconsin	Private not-for-profit	2,737,000	702,556
Lakeshore Technical College	Cleveland	Wisconsin	Public	2,561,000	522,908
Lawrence University Of Wisconsin	Appleton	Wisconsin	Private not-for-profit	1,660,000	578,814
Madison Area Technical College	Madison	Wisconsin	Public	12,474,000	2,885,035
Maranatha Baptist University	Watertown	Wisconsin	Private not-for-profit	789,000	264,154
Marian University	Fond Du Lac	Wisconsin	Private not-for-profit	2,090,000	611,550
Marquette University	Milwaukee	Wisconsin	Private not-for-profit	9,593,000	3,337,368
Medical College Of Wisconsin	Milwaukee	Wisconsin	Private not-for-profit	301,000	193,108
Mid-State Technical College	Wisconsin Rapids	Wisconsin	Public	3,356,000	787,006
Milwaukee Area Technical College	Milwaukee	Wisconsin	Public	20,229,000	4,565,687
Milwaukee Institute Of Art & Design	Milwaukee	Wisconsin	Private not-for-profit	1,281,000	420,326
Milwaukee School Of Engineering	Milwaukee	Wisconsin	Private not-for-profit	3,386,000	1,147,631
Moraine Park Technical College	Fond du Lac	Wisconsin	Public	3,153,000	667,643
Mount Mary University	Milwaukee	Wisconsin	Private not-for-profit	1,862,000	613,637
Nashotah House	Nashotah	Wisconsin	Private not-for-profit	13,000	8,438
Nicolet Area Technical College	Rhineland	Wisconsin	Public	1,181,000	284,058
Northcentral Technical College	Wausau	Wisconsin	Public	3,954,000	879,189
Northeast Wisconsin Technical College	Green Bay	Wisconsin	Public	8,950,000	1,997,129
Northland College	Ashland	Wisconsin	Private not-for-profit	979,000	318,271
Ripon College	Ripon	Wisconsin	Private not-for-profit	1,328,000	454,392
Sacred Heart Seminary And School Of Theology	Franklin	Wisconsin	Private not-for-profit	22,000	14,258
Saint Norbert College	De Pere	Wisconsin	Private not-for-profit	2,307,000	797,553
Shepherds College	Union Grove	Wisconsin	Private not-for-profit	149,000	49,802
Southwest Wisconsin Technical College	Fennimore	Wisconsin	Public	1,829,000	431,815
University Of Wisconsin - Eau Claire	Eau Claire	Wisconsin	Public	10,963,000	3,693,978
University Of Wisconsin - Green Bay	Green Bay	Wisconsin	Public	6,494,000	1,989,466
University Of Wisconsin - Lacrosse	La Crosse	Wisconsin	Public	10,210,000	3,432,821
University Of Wisconsin - Madison	Madison	Wisconsin	Public	29,346,000	9,950,501
University Of Wisconsin - Milwaukee	Milwaukee	Wisconsin	Public	27,792,000	8,936,833
University Of Wisconsin - Oshkosh	Oshkosh	Wisconsin	Public	11,039,000	3,224,881

Coronavirus Response and Relief Supplemental Appropriations Act, 2021
Higher Education Emergency Relief Fund: Simulated Distribution of \$20.2 Billion Provided Under Section 314(a)(1)

Institution Name	City	State	Control	Simulated Total Allocation	Estimated Minimum Amount for Student Grants
University Of Wisconsin - Parkside	Kenosha	Wisconsin	Public	6,311,000	1,982,973
University Of Wisconsin - Platteville	Platteville	Wisconsin	Public	7,691,000	2,605,335
University Of Wisconsin - River Falls	River Falls	Wisconsin	Public	6,941,000	2,241,733
University Of Wisconsin - Stevens Point	Stevens Point	Wisconsin	Public	9,946,000	3,284,396
University Of Wisconsin - Stout	Menomonie	Wisconsin	Public	8,197,000	2,707,303
University Of Wisconsin - Superior	Superior	Wisconsin	Public	2,661,000	890,184
University Of Wisconsin - Whitewater	Whitewater	Wisconsin	Public	12,919,000	4,251,887
University of Wisconsin-Milwaukee Flex	Milwaukee	Wisconsin	Public	84,000	84,000
Viterbo University	La Crosse	Wisconsin	Private not-for-profit	2,266,000	667,954
Waukesha County Technical College	Pewaukee	Wisconsin	Public	4,936,000	974,629
Western Technical College	La Crosse	Wisconsin	Public	4,939,000	1,270,722
Wisconsin Indianhead Technical College	Shell Lake	Wisconsin	Public	3,385,000	830,697
Wisconsin Lutheran College	Milwaukee	Wisconsin	Private not-for-profit	1,446,000	486,000
Wisconsin School Of Professional Psychology	Milwaukee	Wisconsin	Private not-for-profit	11,000	6,984
Wright Graduate University For The Realization Of Human Potential	Elkhorn	Wisconsin	Private not-for-profit	4,000	2,619
Totals: Wisconsin				\$312,942,000	\$92,708,054
Casper College	Casper	Wyoming	Public	\$2,874,000	\$740,006
Central Wyoming College	Riverton	Wyoming	Public	1,324,000	316,469
Eastern Wyoming College	Torrington	Wyoming	Public	928,000	218,262
Laramie County Community College	Cheyenne	Wyoming	Public	3,324,000	808,327
Northern Wyoming Community College District	Sheridan	Wyoming	Public	2,865,000	606,680
Northwest College	Powell	Wyoming	Public	1,368,000	387,334
University Of Wyoming	Laramie	Wyoming	Public	10,515,000	3,501,790
Western Wyoming Community College	Rock Springs	Wyoming	Public	1,799,000	400,621
Totals: Wyoming				\$24,997,000	\$6,979,489
U.S. Totals				\$20,200,448,000	\$6,097,971,013

Joint Analysis

Governor's January Budget

January 8, 2021



California Community Colleges



ACBO.ORG
ASSOCIATION OF CHIEF BUSINESS OFFICIALS



ASSOCIATION OF CALIFORNIA
COMMUNITY COLLEGE ADMINISTRATORS



COMMUNITY COLLEGE
LEAGUE OF CALIFORNIA

Background

This analysis was prepared by the California Community Colleges Chancellor's Office (Chancellor's Office) with support from the:

- Association of California Community College Administrators (ACCCA)
- Association of Chief Business Officials (ACBO)
- Community College League of California (League)

Its purpose is to provide information about the Governor's January budget proposal as a common resource for each organization's further analyses and advocacy efforts. Over the next several months, updated analyses will describe the proposed trailer bills, the Governor's May Revision, and the enacted budget.

Introduction

Today, Governor Newsom released his budget proposal for the 2021-22 fiscal year. Under the proposal, the overall state budget would remain fairly flat compared to the enacted 2020-21 budget, increasing slightly to \$227.2 billion. General Fund spending would increase by about \$8.6 billion (5.5%) to \$164.5 billion.

The proposed budget maintains the state's recent commitment to paying down liabilities, maintaining reserves, and increasing spending primarily for one-time initiatives. Major themes of the Governor's Budget involve addressing urgent needs in the context of the coronavirus disease 2019 (COVID-19) and related economic impacts, including:

- Offering relief to low-income Californians from the impact of COVID-19, including an immediate "Golden State Stimulus" that would provide \$600 payments to individuals.
- Focusing on economic recovery through grants to small businesses; tax credits, grants and other incentives for job creation; and investments in workforce development strategies that encourage collaboration among higher education institutions and their local workforce partners.
- Providing support to facilitate re-opening schools for in-person learning, with a focus on younger students and on ensuring support for low-income students, English language learners, and foster youth.

Budget Overview

The Governor's budget proposal for the California Community Colleges includes one-time investments in emergency student financial assistance, work-based learning, mental health, and student retention and (re)enrollment, along with new, ongoing investments in online education infrastructure and expansion of apprenticeships. It includes ongoing adjustments, including enrollment growth and cost-of-living adjustments (COLA), using updated estimates of revenue, enrollment, inflation, and student participation. The Governor's Budget also proposes to buy down a significant portion of the 2020-21 deferrals.

BUDGET SHAPED BY CONTINUING HEALTH CRISIS AND ECONOMIC UNCERTAINTY

The 2020 Budget Act was affected by the public health emergency associated with the COVID-19 pandemic, and subsequent seismic shift in the state's economic conditions. The resulting recession led to a \$54.3 billion shortfall in the state budget and a \$13.6 billion drop in the Proposition 98 guarantee (across 2019-20 and 2020-21). The budget prevented immediate cuts to community college apportionments and categoricals by deferring approximately \$1.5 billion in funding for the system to 2021-22, with the hope that a significant share of the deferrals would be rescinded if Congress approved a fourth stimulus package with sufficient funding by October 15, 2020. That relief did not come until December, leaving the full deferral in place for 2020-21.

Economic and Budget Outlook Improved; Yet Caution Reigns

The budget outlook has improved since the 2020 Budget Act despite the dramatic increase in COVID-19 cases and continuing shutdowns across most of the state. State revenues continue to outperform earlier projections related to improving employment in many sectors, a growing housing market due to low interest rates and high demand, and sales of taxable goods replacing some of the resources previously spent on untaxed services. However, the economic recovery has been unequal, with the wealthy benefitting from a strong stock market and comparatively low unemployment in professional industries while the state's low-wage workers in industries most affected by the pandemic are left behind, exacerbating inequality. The Governor's Budget summary notes that, despite higher-than-expected revenues, the State faces an operating deficit as General Fund expenditures grow faster than the "big three" revenues, projected to grow to over \$11 billion by 2024-25, constraining the ability to undertake expanded ongoing commitments.

More COVID-19 Relief Funds

In December 2020, Congress approved an additional \$900 billion economic relief package, the Coronavirus Response and Relief Supplemental Appropriations Act (CRRSAA - H.R. 133), which allocates \$22.7 billion to the Higher Education Emergency Relief Fund. While the funds will be allocated similarly to the Coronavirus Aid, Relief, and Economic Security (CARES) Act, the new relief bill uses a formula that considers headcount enrollment in addition to FTES, which benefits the California Community Colleges. The California Community Colleges are scheduled to receive about \$1.286 billion, not including additional allocations for minority serving institutions or those with the most need. The flexible funds can be used to defray expenses associated with COVID-19, carry out authorized student support activities, and provide financial aid grants to students (including those exclusively enrolled online, and without regard for students' immigration status).

District Revenue Protections

In response to COVID-19 and its budgetary impacts, the system rapidly adapted its priorities to focus on the fundamental needs of students, faculty, staff, and college administrators, by seeking to support colleges while mitigating disruption to instruction, the system's focus on equity, and momentum toward the *Vision for Success*. As the COVID-19 pandemic and resulting economic recession continue to challenge the system, providing fiscal stability remains a top priority.

Throughout 2020-21, emergency conditions under Title 5, Section 58146 will continue to be in effect. This section provides funding allowances due to emergency conditions such as the COVID-19 pandemic. The intent behind this section is to prevent districts from losing apportionment as a result of emergency conditions. For districts participating in the COVID-19 Emergency Conditions Allowance, FTES protections are applied to the base allocation of the Student Centered Funding Formula.

In addition, the 2020 Budget Act extended the Student Centered Funding Formula's existing minimum revenue (hold harmless) provision by two years, through 2023-24. Under this provision, districts will earn at least their 2017-18 total computational revenue, adjusted by COLA each year, if applicable.

EARLY ACTION PACKAGE

Aided by improved budget conditions, the Governor and Legislature have begun conversations focusing on immediate actions that could support the health and economic recovery of Californians. Possible considerations include an advanced spending plan, or Early Action Package, providing targeted investments for affected populations. For California Community Colleges, such a plan is expected to include:

- One-time investment of \$100 million in emergency student financial assistance grants, and
- One-time resources of \$20 million for retention and re-enrollment strategies, including engaging with former students who may have withdrawn or prospective students who are hesitant to enroll due to the impacts of COVID-19.

Potential consideration of an Early Action Package is expected in early Spring.

PROPOSITION 98 ESTIMATES

Minimum Guarantee. Each year, the state calculates a “minimum guarantee” for school and community college funding based on a set of formulas established in Proposition 98 and related statutes. To determine which formulas to use for a given year, Proposition 98 lays out three main tests that depend upon several inputs including K-12 attendance, per capita personal income, and per capita General Fund revenue. Depending on the values of these inputs, one of the three tests becomes “operative” and determines the minimum guarantee for that year. The state rarely provides funding above the estimated minimum guarantee for a budget year. As a result, the minimum guarantee determines the total amount of Proposition 98 funding for schools and community colleges. Though these

formulas determine total funding, they do not prescribe the distribution of funding. The Governor and Legislature have significant discretion in allocating funding to various programs and services.

Table 1 shows the budget’s estimates of the minimum guarantee for the prior, current, and budget years. The community college share of Proposition 98 funding is at or above the traditional share of 10.93% in each of these years. Included in this share is a small amount of pass-through funding for school district-based apprenticeship programs. Prior to calculating the community college share, funding for the Adult Education, Adults in Correctional Facilities, and K-12 Strong Workforce programs, as well as transfers to the Public School System Stabilization Account, are excluded from the total.

The funding for 2021-22 includes a one-time supplemental payment of \$2.3 billion, as required by the 2020-21 Budget Act. That statute requires the state to make temporary payments equal to 1.5% of annual General Fund beginning in 2021-22 and continuing until the state has paid \$12.4 billion (the difference between the June 2020 estimates of the Proposition 98 guarantee for 2019-20 and 2020-21 and the amount of funding schools and community colleges could have received if state revenues had continued to grow). The act also requires the state to increase the minimum share of General Fund revenue allocated to schools and community colleges from 38% to 40% on an ongoing basis, with the increase phasing in over the 2022-23 and 2023-24 fiscal years.

A notable aspect of Proposition 98 funding for 2021-22 is the substantially different cost-of-living adjustments (COLA) provided to K-12 and to the community colleges. The Governor’s Budget provides a COLA of 3.84% to the Local Control Funding Formula to make up for the lack of COLA in 2020-21. However, the proposed COLA for the Student Centered Funding Formula is 1.5%. In addition, the proposal continues, and even increases, dollars from the community college share of Proposition 98 funding that are passed through to the K-12 system.

Table 1: California Community Colleges Proposition 98 Funding by Source (In Millions)

Source	2019-20 Revised	2020-21 Revised	2021-22 Proposed	Change From 2020-21 Amount	Change From 2020-21 Percent
ALL PROPOSITION 98 PROGRAMS					
General Fund	\$54,470	\$56,942	\$60,835 ^a	\$3,894	6.8%
Local property tax	25,073	25,887	27,270	\$1,383	5.3%
Totals	\$79,544	\$82,828	\$88,105	\$5,277	6.4%
COMMUNITY COLLEGES ONLY ^b					
General Fund	\$5,355	\$5,467	\$5,697	\$230	4.2%

Local property tax	\$3,252	\$3,414	\$3,598	\$184	5.4%
Totals	\$8,606	\$8,881	\$9,295	\$414	4.7%

^a This amount includes one-time supplemental Proposition 98 funding for 2021-22.

^b This amount reflects the Proposition 98 funding received by CCCs excluding adult education funding.

Updated Estimates for Prior and Current Years. Estimates of the minimum guarantee for 2019-20 and 2020-21 have changed slightly compared to projections when the 2020-21 budget was enacted in June of last year, which can occur if school enrollment, economic growth, or state revenues turn out to be different than expected. Specifically, the revised estimates for 2019-20 and 2020-21 are higher than was projected in June related to stronger revenues.

Required Transfer to Public School System Stabilization Account (PSSSA). Proposition 2, approved by voters in November 2014, created the PSSSA, a new state reserve for schools and community colleges. Under Proposition 2, transfers are made to this account only if several conditions are satisfied. That is, the state must have paid off all Proposition 98 debt created before 2014-15, the minimum guarantee must be growing more quickly than per capita personal income, and capital gains revenues must exceed 8% of total revenues. The Governor’s Budget proposes a deposit of \$3 billion into the fund, including \$2.2 billion for 2021-22 and \$747 million for 2020-21.

Though these transfers change *when* the state spends money on schools and community colleges, they do not directly change the *total amount* of state spending for schools and community colleges across fiscal years. Specifically, required transfers to the PSSSA count toward Proposition 98 totals in the year the transfer is made. As a result, appropriations to schools and community colleges in such a year could be lower than otherwise required by Proposition 98. However, in a year when money is spent out of this reserve, the amount transferred back to schools and community colleges is over and above the Proposition 98 amount otherwise required for that year.

CHANGES TO FUNDING FOR THE CALIFORNIA COMMUNITY COLLEGES

The Governor’s Budget includes \$204 million in ongoing policy adjustments for the community college system, compared to revised 2020-21 expenditure levels, as reflected in Table 2. The system would receive around \$600 million in funding for one-time and ongoing programs and initiatives. Net new resources for community colleges are limited as the proposal would pay back about \$1.1 billion in outstanding deferrals but leave in place a deferral of about \$327 million.

Table 2: Proposed 2021-22 Changes in Proposition 98 Funding for the System (In Millions)

2020-21 Revised Budget^a	\$8,698
---	----------------

TECHNICAL ADJUSTMENTS	
Student Centered Funding Formula (SCFF) other base adjustments (aside from COLA and Growth)	\$97.6
Other technical adjustments	-\$48.6
Subtotal Technical Adjustments	\$49.0
POLICY ADJUSTMENTS	
Ongoing	
Provide 1.5% COLA for SCFF	\$111.1
Increase access to online technology as well as mental health services	30.0
Fund 0.5% enrollment growth for SCFF	23.1
Expand California Apprenticeship Initiative	15.0
Invest in online education ecosystem and infrastructure	10.6
Provide 1.5% COLA for certain categorical programs ^b	6.1
Cover increased costs for broadband access provided by CENIC	8.0
Subtotal Ongoing Policy Adjustments	\$203.9
One-Time	
Provide emergency financial assistance grants for students ^d	250.0
Address students' basic needs related to food and housing insecurity	100.0
Support retention and enrollment strategies ^d	20.0
Expand work-based learning	20.0
Increase faculty professional development	20.0
Expand Zero-Textbook Cost pathways	15.0

Provide instructional materials for dual enrollment students	2.5
AB 1460 implementation and anti-racism initiatives	0.6
Subtotal One-Time Policy Adjustments	\$428.1
TOTAL CHANGES	\$681.0
2021-22 Proposed Budget^a	\$9,379

^a Amounts exclude Adult Education Program and K-12 Strong Workforce Program funding.

^b Applies to CalWORKS, Campus Childcare, DSPS, EOPS, apprenticeships, and Mandated Costs Block Grant programs.

^c This repayment toward the \$1.453 billion deferral from 2020-21 leaves a remaining deferral of \$326.5 million.

^d A portion (\$100 million) of the emergency financial grants for students as well as the funding to support retention and enrollment strategies (\$20 million) are proposed to be included in the Early Action Package described earlier in the report.

COLA = cost-of-living adjustment

The estimated and proposed Total Computational Revenue (TCR) for the SCFF increases by \$231.8 million from \$7.435 billion to \$7.667 billion. This reflects a proposed COLA of 1.5% (\$111.1 million) and FTES growth of 0.5% (\$23.1 million) and modified estimates for hold harmless and other underlying estimation factors of \$97.6 million. Further, the following adjustments are reflected in associated offsetting revenues (all comparisons are from the 2020-21 Budget Act to the 2021-22 Governor’s Budget proposal):

- Property tax revenues are estimated to increase by \$292.7 million from \$3.305 billion to \$3.598 billion.
- Enrollment Fee revenues are estimated to increase by \$10.7 million from \$448.4 million to \$437.7 million.
- Education Protection Account funding is estimated to decrease by \$61.4 million from \$1.088 billion to \$1.027 billion.

The 2019 Budget Act tasked the Chancellor’s Office with determining the SCFF formula’s final 2019-20 funding rates based on total computational revenue of \$7.43 billion as determined by the Department of Finance. Because no COLA was provided in the 2020 Budget Act, those 2019-20 rates remain in place for 2020-21. Table 3 reflects the final rates for the last several years, along with the projected rates for 2021-22, as modified by COLA and other base adjustments. The distribution of funds across the three allocations (base, supplemental, and student success) is determined by changes in the underlying factors.

Table 3: Proposed 2021-22 Student Centered Funding Formula Rates (rounded)

Allocations	2018-19 Rates	2019-20 and 2020-21 Rates	2021-22 Rates	Change From 2020-21	Percent Change
Base Credit ^a	\$3,727	\$4,009	\$4,069	\$60	1.5%
Supplemental Point Value	919	948	962	14	1.5%

Student Success Main Point Value	440	559	567	8	1.5%
Student Success Equity Point Value	111	141	143	2	1.5%
Incarcerated Credit ^a	5,444	5,622	5,706	84	1.5%
Special Admit Credit ^a	5,444	5,622	5,706	84	1.5%
CDCP	5,444	5,622	5,706	84	1.5%
Noncredit	3,274	3,381	3,432	51	1.5%

^a Ten districts receive higher credit FTE rates, as specified in statute.

Appendix B compares the Governor’s proposed adjustments in funding for the system in 2021-22 to the Board of Governors’ budget and legislative request. Below we highlight a few of the administration’s more significant policy decisions and related information. Later in this analysis, we detail local support funding by program, capital outlay funding, and state operations.

MAJOR POLICY DECISIONS

Apportionments

Provides for Growth and Cost-of-Living Adjustment (COLA). The proposal includes 0.5% growth in access, and a 1.5% COLA for apportionments and selected categorical programs. Decisions about any COLA were historically made by the Legislature during the annual budget process. However, the budget plan in 2019-20 implemented a new policy for the K-12 system’s Local Control Funding Formula (LCFF). Under this policy, LCFF receives an automatic COLA unless the minimum guarantee is insufficient to cover the associated costs. In that case, the COLA would be reduced to fit within the guarantee. As a result, K-12 is receiving a compounded COLA to cover both 2020-21 and 2021-22. Unfortunately, since the statute is silent on community college programs, community colleges have only been provided the 1.5% COLA for 2021-22.

Pays Down Deferrals. The 2020 Budget Act did not reduce funding for most community college programs. Instead, the budget deferred apportionment payments into the next fiscal year. Those deferrals provided immediate, one-time budgetary savings for the state, helping to balance the state budget in the context of the COVID-19-induced recession. But deferred payments can cause cash flow problems for districts, requiring them to deplete reserves and use internal and external short-term borrowing to meet ongoing obligations. Moreover, deferrals can permit the state to authorize — and districts to maintain — programmatic levels they can afford only by creating ongoing out-year obligations. These obligations can make future program reductions more likely and more profound. The Governor makes progress on paydown of 2020-21 deferrals. The budget proposal for 2021-22 would repay approximately \$1.13 billion of the \$1.45 billion in deferrals for 2020-21, carrying over a remaining deferral of \$326.5 million. This could improve cash flow for colleges and reduce pressure on future Proposition 98 funding.

Table 4: Apportionment Deferrals for the California Community Colleges in 2021-22 Proposed Budget

Fiscal Year	Deferral Action	Amount	Net Deferral
2020-21 ^a	New deferral	\$1,453.0	\$1,453.0
2021-22	Repayment	-\$1,126.5	\$326.5

^a 2020-21 deferrals are detailed in Senate Bill No. 116, Chapter 25 Statutes of 2020.

College Affordability

Provides Additional Emergency Financial Assistance. The proposal includes \$250 million in one-time funds for emergency financial assistance grants, \$100 million of which would be included in the Early Action Package (discussed earlier in the report) and intended to go out quickly in the spring. The funding would target full-time students who were previously working full time or the equivalent of full time and can demonstrate a financial need, with a self-certification process for students (allocation formula to be based on AB 540 and California College Promise Grant counts). For the remaining \$150 million, students would also have to obtain a 2.0 GPA in one of their last three semesters or four quarters.

Expands Zero Textbook Cost Pathways. The Governor’s Budget includes \$15 million in one-time funds to expand zero textbook cost (ZTC) pathways using open educational resources (OER) and other materials that are free of charge to students. This proposal builds on \$5 million provided to 23 colleges in 2016 to create degree and certificate programs that eliminate conventional textbook costs. The Chancellor’s Office estimates that programs created under this earlier funding will have generated \$42 million in textbook cost savings for more than 23,000 students by 2022. The proposal would support additional rounds of competitive grants and technical assistance for colleges.

Makes Modest Changes to Student Financial Aid. The budget includes a proposal that all high school seniors be required to complete the FAFSA. The budget proposes to increase the number of competitive Cal Grant awards by 9,000, bringing the total to 50,000 annual awards, and establishes a Cal Grant award for foster youth. It delays by one year the requirement that private colleges and universities adopt the Associate Degree for Transfer.

Student Needs

Addresses Basic Needs. The Governor’s Budget proposes \$130 million to address students’ basic needs with investments in the following two areas:

- \$100 million one-time available over three years to address student basic needs at community colleges, including housing and food insecurity.
- \$30 million for targeted basic needs, including supporting students seeking access

to mental health services and helping students acquire electronic devices and access high-speed internet.

Invests in Efforts to Retain and Enroll Students. The budget proposal includes \$20 million in one-time funds for student retention and re-enrollment, to be included in the Early Action Package. The intent is to support college efforts to increase student retention rates and enrollment among students who may have withdrawn or could not enroll due to COVID-19, and among current and prospective students who are hesitant to remain or enroll in college due to the impacts of the pandemic.

Improves Online Education Supports and Infrastructure. Other proposals addressing student needs include \$10.6 million ongoing to provide a more robust and equitable online education ecosystem and infrastructure. The proposal also includes \$2.5 million in one-time funds for instructional materials for dual enrollment students.

Diversity, Equity, and Inclusion

Invests in the “Call to Action.” In the context of several high-profile incidents of racial violence across the country and widespread protests over systemic racial injustices, the Chancellor’s Office hosted a “Call to Action” webinar in June 2020. The chancellor and other system leaders called for the system to actively strategize and take action against structural racism at our colleges. Specifically, the system was asked to review and modify training and curriculum; create inclusive classrooms and improve campus climate; and update Equity Plans to ensure they are designed for action and outcomes rather than compliance. The Governor’s Budget includes \$600,000 for Chancellor’s Office coordination of systemwide antiracism efforts and the implementation of the new ethnic studies course requirement in the California State University (CSU) as it affects community college transfer students.

Requires Action Plans to Close Equity Gaps. The budget states an expectation for each segment of higher education to draft actionable plans to close equity gaps. Community college districts would be required to draft actionable plans as a condition for receiving the COLA included in the 2021-22 budget proposal. Additional details will likely be included in trailer bill language as the budget process moves forward.

Workforce Development

Expands Work-Based Learning. The proposed budget includes \$15 million ongoing to expand the California Apprenticeship Initiative, which supports the development of new and innovative apprenticeship and pre-apprenticeship programs through competitive grants. The proposal revives the program included in the Governor’s Budget for 2020-21, which was excluded from the final budget due to the impact of COVID-19 and the resulting recession.

In addition, the Governor’s Budget provides \$20 million one-time for grants to expand access to work-based learning models and programs at community colleges, including working with faculty and employers to incorporate work-based learning into the curriculum.

The Governor’s budget proposes \$250 million one-time General Fund to support workforce development and better linkages between higher education and gainful employment. The focus will be enhancing opportunities for skill-building and wealth development for communities that have been systemically excluded. Additional details are expected in the forthcoming trailer bills.

Other Actions

Requires More Online Courses. The proposed budget would require that higher education institutions maintain a higher proportion of online courses than in the past. Specifically, districts would be required to maintain a number of online courses in 2021-22 that is 10% higher than the number offered in 2018-19. Additional details will likely be provided in trailer bills.

Seeks Better Cross-Sector Alignment. The proposal calls for several actions to smooth students’ pathways across higher education segments and to create better alignment and efficiency. Specifically, it proposes the establishment of a dual admission process between the California Community Colleges and the public university systems and calls for increased production of Associate Degrees for Transfer (ADT). It indicates that, if the University of California uses an alternative pathway and set of requirements for transfer, it must clearly specify the courses in the pathway that are different from the ADT requirements. In addition, the proposal would require all higher education segments to adopt a common learning management system (such as Canvas), with a goal of increased efficiency that could be achieved by negotiating collectively with a vendor.

Pension Costs

The 2020 Budget Act redirected funds previously designated for a long-term buydown of pension liabilities, and instead used them to reduce local school employer pension contributions in 2020-21 and 2021-22 by about 2% in each year. The 2021-22 Governor’s Budget does not propose further buydowns but continues implementation of the 2021-22 employer contribution reduction. As a result, the CalSTRS employer contribution declines from 17.1% in 2019-20 to 15.92% in 2021-22, as shown in Table 5. The action also mitigates steep increases to the CalPERS estimated employer contribution rate of 24.9%, providing for a rate of 23% in 2021-22.

Table 5: Estimated CalPERS and CalSTRS Rates

Pension System	2019-20	2020-21	2021-22
CalSTRS Employer Rate	17.10%	16.15%	15.92%
CalPERS Employer Rate	19.721%	20.70%	23.00%

LOCAL SUPPORT FUNDING BY PROGRAM

Table 6 shows proposed local assistance funding by program for the current and budget years. As the table shows, most categorical programs received level or workload funding in the Governor’s proposal, with certain programs receiving cost-of-living adjustments

consistent with recent practices. Decreases in funding are related to removing one-time funding allocated in 2020-21 or to revised estimates of underlying factors.

Table 6: California Community Colleges Funding by Program^a (In Millions)

Program	2020-21 Revised	2021-22 Proposed	Change Amount	Percent Change	Explanation of Change
Student Centered Funding Formula	\$7,435.0	\$7,667.0	232.0	3.1%	COLA and Base Adjustment
Deferrals--Student Centered Funding Formula	-1,453.0	-326.5	1,126.5	77.5%	Paydown of \$1.1B toward 2020-21 deferral, with \$326.5 million.
Emergency Financial Assistance Funding for Students	-	250.0	250.0	-	Add one-time funding
Student Equity and Achievement Program	475.0	475.0	0.0	0.0%	
Strong Workforce Program	248.0	248.0	0.0	0.0%	
Student Success Completion Grant	159.0	135.1	-23.9	-15.0%	Adjust for revised estimates of recipients
Disabled Students Programs and Services (DSPS)	124.3	126.2	1.9	1.5%	1.5% COLA
COVID-19 Response Block Grant (one-time)	120.0	0.0	-120.0	-100%	Remove one-time funding
Extended Opportunity Programs and Services (EOPS)	115.9	117.6	1.7	1.5%	1.5% COLA
California College Promise (AB 19)	81.0	74.7	-6.3	-7.8%	Adjust for revised estimates of first-time, full-time students
Financial aid administration	76.0	72.4	-3.6	-4.7%	Adjust for revised estimates of fee waivers
Adult Education Program – community college districts ^b	62.0	63.0	1.0	1.6%	

Full-time faculty hiring	50.0	50.0	0.0	0.0%	
CalWORKs student services	46.9	47.6	0.7	1.5%	1.5% COLA
Apprenticeship (community college districts)	44.0	45.0	1.0	2.3%	Adjust for revised estimate of related supplemental instruction hours
Integrated technology	42.0	61.0	19.0	45.2%	Augmentation for Online Education Infrastructure and CENIC
Mandates Block Grant and reimbursements	33.4	33.7	0.3	0.9%	Revised enrollment estimates; funded at \$30.61
Institutional effectiveness initiative	47.5	47.5	0.0	0.0%	
Part-time faculty compensation	25.0	25.0	0.0	0.0%	
Online education initiative	23.0	23.0	0.0	0.0%	
Economic and Workforce Development	23.0	23.0	0.0	0.0%	
NextUp (foster youth program)	20.0	20.0	0.0	0.0%	
Cooperative Agencies Resources for Education (CARE)	16.8	17.1	0.3	1.7%	1.5% COLA
California Online Community College (Calbright College)	15.0	15.0	0.0	0.0%	
Lease revenue bond payments	13.0	13.0	0.0	0.0%	
Nursing grants	13.0	13.0	0.0	0.0%	
Part-time faculty office hours	12.0	12.0	0.0	0.0%	
Immigrant legal services through CDSS	10.0	10.0	0.0	0.0%	

Veterans Resource Centers	10.0	10.0	0.0	0.0%	
Student Housing Program	9.0	9.0	0.0	0.0%	
Dreamer Resource Liaisons	5.8	5.8	0.0	0.0%	
Foster Parent Education Program	6.0	6.0	0.0	0.0%	
Equal Employment Opportunity Program	4.2	2.8	-1.4	-33.3%	Adjust for available EEO fund resources
Childcare tax bailout	4.0	4.1	0.1	1.5%	1.5% COLA
Other ^c	4.0	4.0	0.0	0.0%	
Umoja	2.6	2.6	0.0	0.0%	
Mathematics, Engineering, Science Achievement (MESA)	2.5	2.4	0.0	0.0%	
Puente Project	2.0	2.0	0.0	0.0%	
Middle College High School Program	1.8	1.8	0.0	0.0%	
Deferred maint. and instructional equip. (one-time)	0.0	0.0	0.0	0.0%	
Student Technological Access and Mental Health Resources	-	30.0	30.0		Adds ongoing funding
Basic Needs for Food and Housing Insecurity (one-time)	-	100.0	100.0		Adds one-time funding
CCC Retention and Enrollment Strategies	-	20.0	20.0		Adds one-time funding
Instructional Materials for Dual Enrollment (one-time)	-	5.0	5.0		Adds one-time funding
Total	\$8,259.8	\$9,501.1	\$1,241.3	15%	

^a Table reflects total programmatic funding for the system, including amounts from prior years available for use in the years displayed.

^b Excludes share ultimately received by community college districts through the Adult Education Block Grant. For the overall adult education program in 2021-22 (including \$5 million to develop a unified data set and \$1 million for technical assistance), \$428 million (77%) is distributed through school district fiscal agents or funded directly to school districts and K-12 agencies, and \$127 million (23%) is distributed by community college district fiscal agents or funded directly to community college districts.

^c Other programs include Academic Senate, transfer, FCMAT, and part-time faculty health insurance.

CAPITAL OUTLAY

Bond Funding for Continuing and New Projects. The Budget Act includes \$355.8 million in capital outlay funding from Proposition 51, approved by voters in 2016. The funding is to support the construction phase for 17 continuing projects (\$353.6 million) and the preliminary plans and working drawings phase for one new project (\$2.2 million), as listed in Table 7. Over the next few months, as districts obtain State approval of their Preliminary Plans/Working Drawings package, the Governor’s Budget will likely include them as a continuing project.

Table 7: Governor’s Proposed Capital Outlay Projects in the California Community Colleges (In Millions)

District, College	Project	2021-22 State Cost	2021-22 Total Cost	All Years State Cost	All Years Total Cost
NEW PROJECTS					
Riverside, Norco College	Center for Human Performance and Kinesiology	\$2.162	\$2.702	\$27.075	\$33.843
CONTINUING PROJECTS					
Cerritos, Cerritos College	Health Sciences Building #26 Renovation	11.512	22.470	12.566	24.577
Chaffey, Chino Campus	Instructional Building 1	11.764	23.164	12.715	25.065
Kern, Delano Center	Learning Resource Center Multi-Purpose Building	14.411	28.909	15.602	31.312
Kern, Porterville College	Allied Health Building	9.743	19.373	10.578	21.041
Long Beach, Liberal Arts Campus	Music/Theatre Complex (Building G&H)	20.609	40.460	22.290	43.822
Los Angeles, Los Angeles City College	Theater Arts Replacement	14.124	28.040	15.236	30.285
Los Rios, American River College	Technical Building Modernization	28.647	54.121	29.905	58.312
Los Rios, Folsom Lake College	Instructional Buildings Phase 2.1	29.494	55.179	30.774	59.446

Los Rios, Natomas Education Center	Natomas Center Phase 2 and 3	27.632	37.890	28.518	40.625
Peralta, College of Alameda	Replacement of Buildings B and E (Auto and Diesel)	15.291	30.164	16.569	32.719
Peralta, Laney College	Modernize Theatre Building	7.290	23.423	7.999	25.696
Peralta, Merritt College	Horticulture Building Replacement	9.034	20.192	9.789	21.880
Redwoods, College of the Redwoods	Physical Education Replacement	63.839	63.839	69.218	69.218
San Bernardino, San Bernardino Valley College	Technical Building Replacement	31.422	68.960	33.735	74.134
Santa Barbara, Santa Barbara City College	Physical Education Replacement	32.521	40.719	35.072	43.926
Santa Monica, Santa Monica College	Arts Complex Consolidation	9.821	19.307	10.614	20.892
Yuba, Woodland College	Performing Arts Facility	16.472	38.758	17.899	41.664
Total		\$355.788	\$617.670	\$406.154	\$698.457

STATE OPERATIONS

The Chancellor’s Office provides system leadership and oversight to the system, administers dozens of systemwide programs, and manages day-to-day operations of the system. The office is involved in implementing several recent initiatives including guided pathways, basic skills reforms and a new apportionment funding formula. In addition, the Chancellor’s Office provides technical assistance to districts and conducts regional and statewide professional development activities. The current-year (2020-21) budget provides \$19.3 million in non-Proposition 98 General Fund and \$11 million in special funds and reimbursements for Chancellor’s Office operations.

The Governor’s Budget for 2021-22 provides \$600,000 in one-time funds to the Chancellor’s Office for the coordination of systemwide antiracism initiatives and for the implementation of the new ethnic studies requirement in the CSU (AB 1460). The budget makes no other significant adjustments to state operations, and maintains the same number of positions, resulting in total budgeted resources for the Chancellor’s Office of \$31.3 million in 2021-22 (including \$19.7 million in General Fund).

Local Budgets and State Requirements

Budget Planning and Forecasting

Based on the information used in developing the state budget, it would be reasonable for districts to plan their budgets using information shown in Table 8 below.

Table 8: Planning Factors for Proposed 2021-22 Budget

Factor	2019-20	2020-21	2021-22
Cost-of-living adjustment (COLA)	3.26%	0.00%	1.50%
State Lottery funding per FTES ^a	\$191.00	\$199.00	
Mandated Costs Block Grant funding per FTES	\$30.16	\$30.16	\$30.16
RSI reimbursement per hour	\$6.45	\$6.44	\$6.54
Financial aid administration per College Promise Grant	\$0.91	\$0.91	\$0.91
Public Employees' Retirement System (CalPERS) employer contribution rates	19.72%	20.70%	23.00%
State Teachers' Retirement System (CalSTRS) employer contribution rates	17.10%	16.15%	15.92%

^a 2021-22 estimate not available

State Requirements for District Budget Approval

Existing law requires the governing board of each district to adopt an annual budget and financial report that shows proposed expenditures and estimated revenues by specified deadlines. Financial reporting deadlines are shown in Table 9.

Table 9: Standard Financial Reporting Deadlines in Place for 2021-22

Activity	Regulatory Due Date	Title 5 Section
Submit tentative budget to county officer.	July 1, 2021	58305(a)
Make available for public inspection a statement of prior year receipts and expenditures and current year expenses.	September 15, 2021	58300
Hold a public hearing on the proposed budget. Adopt a final budget.	September 15, 2021	58301 58305(c)
Complete the adopted annual financial and budget report and make public.	September 30, 2021	58305(d)
Submit an annual financial and budget report to Chancellor's Office.	October 10, 2021	58305(d)
Submit an audit report to the Chancellor's Office.	December 31, 2021	59106

If the governing board of any district fails to develop a budget as described, the chancellor may withhold any apportionment of state or local money to the district for the current fiscal year until the district makes a proper budget. These penalties are not imposed on a district if the chancellor determines that unique circumstances made it impossible for the district to comply with the provisions or if there were delays in the adoption of the annual state budget.

The total amount proposed for each major classification of expenditures is the maximum amount that may be expended for that classification for the fiscal year. Through a resolution, the governing board may make budget adjustments or authorize transfers from the reserve for contingencies to any classification (with a two-thirds vote) or between classifications (with a majority vote).

State Requirements Related to Expenditures

State law includes two main requirements for districts' use of apportionments. The Chancellor's Office monitors district compliance with both requirements and annually updates the Board of Governors.

Full-Time Faculty Obligation. State law sets a goal that 75% of instructional hours in each district should be taught by full-time faculty. Each district has a baseline reflecting the number of full-time faculty in 1988-89. Each year, if the Board of Governors determines that adequate funds exist in the budget, districts are required to increase their base number of full-time faculty over the prior year in proportion to the amount of growth in funded credit full-time equivalent students. The target number of faculty is called the Faculty Obligation Number (FON). An additional increase to the FON is required when the budget includes funds specifically for the purposes of increasing the full-time faculty percentage. The chancellor is required to assess a penalty for a district that does not meet its FON for a given year. The Board of Governors, at their November 2020 meeting, determined that the Budget Act of 2020 does not provide adequate funding to support full implementation of districts' full-time faculty hiring obligations for Fall 2021. As a result, districts must continue to report actual full-time and part-time faculty data to the Chancellor's Office. While penalties are deferred and not waived, the Chancellor's Office will continue to calculate and publish FON data for the system.

Fifty Percent Law. A second requirement related to budget levels is a statutory requirement that each district spend at least half of its Current Expense of Education each fiscal year for salaries and benefits of classroom instructors. Under existing law, a district may apply for an exemption under limited circumstances.

Next Steps

For more information throughout the budget process, please visit the Budget News section of the Chancellor's Office website:

<https://www.cccco.edu/About-Us/Chancellors-Office/Divisions/College-Finance-and-Facilities-Planning/Budget-News>

Appendices

Please see the following pages for supplemental information:

- Appendix A: Overview of the State Budget Process
- Appendix B: Board of Governors' Budget and Legislative Request Compared to Governor's Budget Proposal

- Appendix C: Districts' Fiscal Health
- Appendix D: Glossary

Appendix A: Overview of the State Budget Process

The Governor and the Legislature adopt a new budget every year. The Constitution requires a balanced budget such that, if proposed expenditures exceed estimated revenues, the Governor is required to recommend changes in the budget. The fiscal year runs from July 1 through June 30.

Governor’s Budget Proposal. The California Constitution requires that the Governor submit a budget to the Legislature by January 10 of each year. The Director of Finance, who functions as the chief financial advisor to the Governor, directs the preparation of the Governor’s Budget. The state’s basic approach is incremental budgeting, estimating first the costs of existing programs and then adjusting those program levels. By law, the chairs of the budget committees in each house of the Legislature—the Senate Budget and Fiscal Review Committee and the Assembly Budget Committee—introduce bills reflecting the Governor’s proposal. These are called budget bills, and the two budget bills are identical at the time they are introduced.

Related Legislation. Some budget changes require that changes be made to existing law. In these cases, separate bills—called “trailer bills”—are considered with the budget. By law, all proposed statutory changes necessary to implement the Governor’s Budget are due to the Legislature by February 1.

Legislative Analyses. Following the release of the Governor’s Budget in January, the LAO begins its analyses of and recommendations on the Governor’s proposals. These analyses, each specific to a budget area (such as higher education) or set of budget proposals (such as transportation proposals), typically are released beginning in mid-January and continuing into March.

Governor’s Revised Proposals. Finance proposes adjustments to the January budget through “spring letters.” Existing law requires Finance to submit most changes to the Legislature by April 1. Existing law requires Finance to submit, by May 14, revised revenue estimates, changes to Proposition 98, and changes to programs budgeted based on enrollment, caseload, and population. For that reason, the May Revision typically includes significant changes for the California Community Colleges budget. Following release of the May Revision, the LAO publishes additional analyses evaluating new and amended proposals.

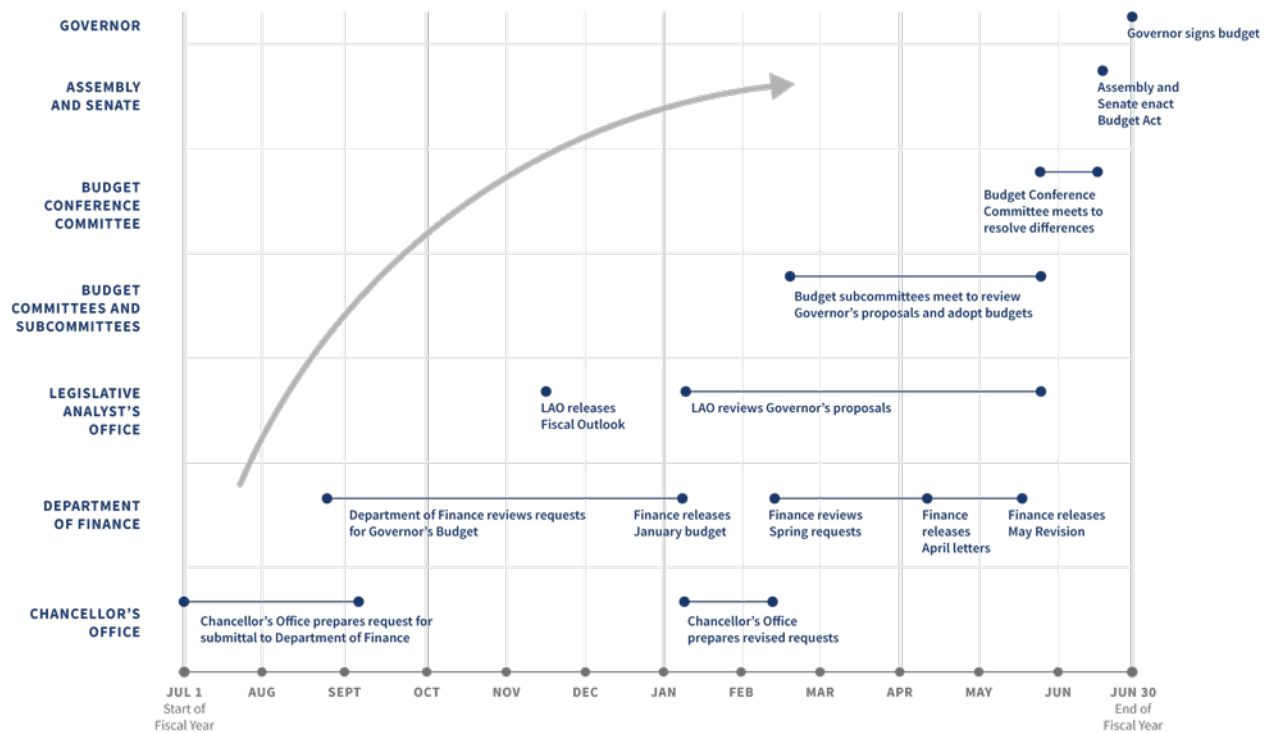
Legislative Review. The budget committees assign the items in the budget to subcommittees, which are organized by areas of state government (e.g., education). Many subcommittees rely heavily on the LAO analyses in developing their hearing agendas. For each January budget proposal, a subcommittee can adopt, reject, or modify the proposal. Any January proposals not acted on remain in the budget by default. May proposals, in contrast, must be acted on to be included in the budget. In addition to acting on the Governor’s budget proposals, subcommittees also can add their own proposals to the budget.

When a subcommittee completes its actions, it reports its recommendations back to the full committee for approval. Through this process, each house develops a version of the budget that is a modification of the Governor’s January budget proposal.

A budget conference committee is then appointed to resolve differences between the Senate and Assembly versions of the budget. The administration commonly engages with legislative leaders during this time to influence conference committee negotiations. The committee’s report reflecting the budget deal between the houses is then sent to the full houses for approval.

Budget Enactment. Typically, the Governor has 12 days to sign or veto the budget bill. The Governor also has the authority to reduce or eliminate any appropriation included in the budget. Because the budget bill is an urgency measure, the bill takes effect as soon as it is signed.

SEQUENCE OF THE ANNUAL STATE BUDGET PROCESS



Appendix B: Board of Governors’ Budget and Legislative Request Compared to Governor’s Budget Proposal

Board of Governor’s Request	Governor’s Budget Proposal
Ongoing Investments	
<p>Foundational Resources. \$150 million for a cost-of-living adjustment (COLA) to the Student Centered Funding Formula and to increase base resources to meet growing cost obligations</p>	<p>Provides a COLA of 1.5% and 0.5% growth, and defers \$326.5 million in 2021-22.</p>
<p>Diversity, Equity, and Inclusion. \$60.4 million for implementation of Faculty and Staff Diversity, Equity and Inclusion Task Force recommendations, including \$40 million for full-time faculty hiring, \$20 million to expand district EEO implementation, and \$0.4 million for Chancellor’s Office positions to provide leadership on EEO implementation</p>	<p>See one-time funding provided below.</p>
<p>Part-Time Faculty Support. \$15 million to support programs for part-time faculty.</p>	<p>Instead, it provides \$20 million for faculty professional development.</p>
<p>Online Education & Supports Infrastructure. \$31.5 million for online education and supports infrastructure, including Canvas expansion, online tutoring and proctoring, and online delivery of counseling and mental health services</p>	<p>Provides \$10.6 million for online education ecosystem and infrastructure.</p>
One-Time Investments	
<p>Targeted Resources to Address Student Needs. \$50 million for student emergency support and emergency response block grant to address costs related to COVID-19 pandemic</p>	<p>An Early Action Package designed to go out in spring 2021 reappropriates \$100 million for emergency student financial assistance and \$20 million for student retention and (re)enrollment. In the budget year, an additional \$150 million is proposed for emergency financial assistance grants along with \$100 million to address food and housing insecurity. Also provides \$30 million (ongoing) for targeted needs including mental health and access to internet service and devices; \$15 million to expand California Apprenticeship Initiative \$20 million to expand work-based learning; and \$15 million for Zero-Textbook Cost pathways.</p>

<p>Diversity, Equity, and Inclusion. \$16.6 million for implementation of Faculty and Staff Diversity, Equity and Inclusion Task Force recommendations, including \$15 million to establish a Statewide Pilot Fellowship program to improve faculty diversity hiring, \$1 million to modernize the California Community Colleges Registry and add systemwide trainings, and \$0.6 million to implement AB 1460</p>	<p>Provides \$600,000 to the Chancellor’s Office for the coordination of antiracism in curriculum and for alignment of ethnic studies requirement for transfer to CSU.</p>
<p>Non-Proposition 98 Investments</p>	
<p>Targeted Resources to Address Student Needs. \$10 million ongoing from Proposition 63 funds for expansion of mental health services</p>	<p>See one-time Proposition 98 funding above.</p>
<p>Cal Grant Reform. New Cal Grant framework that focuses resources on the most financially vulnerable students by basing aid on the total cost of attendance, and on student need rather than the institution the student is attending</p>	<p>Increases the number of competitive awards by 9,000 and establishes an award for foster youth.</p>
<p>Expansion of State Supports to Serve System Needs. \$850,000 to support six positions at the Chancellor’s Office to provide additional capacity in data and digital communication, oversight of grants and contracts, and implementation of the “Call to Action” to address structural racism</p>	<p>Not funded.</p>

Appendix C: Districts' Fiscal Health

The Board of Governors has established standards for sound fiscal management and a process to monitor and evaluate the financial health of community college districts. These standards are intended to be progressive, with the focus on prevention and assistance at the initial level and more direct intervention at the highest level.

Under that process, each district is required to regularly report to its governing board the status of the district's financial condition and to submit quarterly reports to the Chancellor's Office. Based on these reports, the chancellor is required to determine if intervention is needed. Specifically, intervention may be necessary if a district's report indicates a high probability that, if trends continue unabated, the district will need an emergency apportionment from the state within three years or that the district is not in compliance with principles of sound fiscal management. The Chancellor's Office's intervention could include, but is not limited to, requiring the submission of additional reports, requiring the district to respond to specific concerns, or directing the district to prepare and adopt a plan for achieving fiscal stability. The chancellor also could assign a fiscal monitor or special trustee.

The Chancellor's Office's primary focus is the district's unrestricted general fund. The Chancellor's Office reviews the current, historical, and projected fund balances. Specifically, the Chancellor's Office assesses the unrestricted general fund balance as a percentage of all expenditures and other outgo of unrestricted general fund. The minimum prudent percentage of unrestricted general fund balance to all expenditures and other outgo of unrestricted general fund is 5%. This minimum prudent percentage is considered necessary to protect cash flow and respond to uncertainties.

Districts are strongly encouraged to regularly assess risks to their fiscal health. The Fiscal Crisis and Management Assistance Team has developed a Fiscal Health Risk Analysis for districts as a management tool to evaluate key fiscal indicators that may help measure a district's risk of insolvency in the current and two subsequent fiscal years.

Appendix D: Glossary

Appropriation: Money set apart by legislation for a specific use, with limits in the amount and period during which the expenditure is to be recognized.

Augmentation: An increase to a previously authorized appropriation or allotment.

Bond Funds: Funds used to account for the receipt and disbursement of non-self-liquidating general obligation bond proceeds.

Budget: A plan of operation expressed in terms of financial or other resource requirements for a specific period.

Budget Act (BA): An annual statute authorizing state departments to expend appropriated funds for the purposes stated in the Governor's Budget, amended by the Legislature, and signed by the Governor.

Budget Year (BY): The next state fiscal year, beginning July 1 and ending June 30, for which the Governor's Budget is submitted (i.e., the year following the current fiscal year).

Capital Outlay: Expenditures that result in acquisition or addition of land, planning and construction of new buildings, expansion or modification of existing buildings, or purchase of equipment related to such construction, or a combination of these.

Cost of Living Adjustment (COLA): Increases provided in state-funded programs intended to offset the effects of inflation.

Current Year (CY): The present state fiscal year, beginning July 1 and ending June 30 (in contrast to past or future periods).

Deferrals: Late payments to districts when the state cannot meet its funding obligations. Deferrals allow districts to budget for more money than the state will provide in a given year. A district is permitted to spend as if there is no deferral. Districts typically rely on local reserves or loans to cover spending for the fiscal year.

Department of Finance (DOF or Finance): A state fiscal control agency. The Director of Finance is appointed by the Governor and serves as the chief fiscal policy advisor.

Education Protection Account (EPA): The Education Protection Account (EPA) was created in November 2012 by Proposition 30, the Schools and Local Public Safety Protection Act of 2012, and amended by Proposition 55 in November 2016. Of the funds in the account, 89 percent is provided to K-12 education and 11 percent to community colleges.

Expenditure: Amount of an appropriation spent or used.

Fiscal Year (FY): A 12-month budgeting and accounting period. In California state government, the fiscal year begins July 1 and ends the following June 30.

Fund: A legal budgeting and accounting entity that provides for the segregation of moneys or other resources in the State Treasury for obligations in accordance with specific restrictions or limitations.

General Fund (GF): The predominant fund for financing state operations; used to account for revenues that are not specifically designated by any other fund.

Governor's Budget: The publication the Governor presents to the Legislature by January 10 each year, which includes recommended expenditures and estimates of revenues.

Legislative Analyst's Office (LAO): A nonpartisan office that provides fiscal and policy advice to the Legislature.

Local Assistance: Expenditures made for the support of local government or other locally administered activities.

May Revision: An update to the Governor's Budget presented by Finance to the Legislature by May 14 of each year.

Past Year or Prior Year (PY): The most recently completed state fiscal year, beginning July 1 and ending June 30.

Proposition 98: A section of the California Constitution that, among other provisions, specifies a minimum funding guarantee for schools and community colleges. California Community Colleges typically receive 10.93% of the funds.

Related and Supplemental Instruction (RSI): An organized and systematic form of instruction designed to provide apprentices with knowledge including the theoretical and technical subjects related and supplemental to the skill(s) involved.

Reserve: An amount set aside in a fund to provide for an unanticipated decline in revenue or increase in expenditures.

Revenue: Government income, generally derived from taxes, licenses and fees, and investment earnings, which are appropriated for the payment of public expenses.

State Operations: Expenditures for the support of state government.

Statute: A law enacted by the Legislature.

Tax and Revenue Anticipation Notes (TRANS): Short-term debt instruments issued in anticipation of taxes or other revenues to be collected at a later date.

Workload Budget: The level of funding needed to support the current cost of already-authorized services.