



Visit www.rccd.edu/ **DATA**
Just add data!

Recapping the Scaling Guided Pathways Retreat

At the November 2024 Annual Guided Pathways Retreat, RCCD came together to develop strategies, share ideas, and explore new ways to support students more effectively. The day began with a thoughtful reflection on our “why”—the reasons behind the work we do and what inspires us to help students succeed. Breakout groups tackled key topics like student engagement, barriers to success, the role of technology, and how dashboards can guide better decision-making. Throughout the day, live polling allowed participants to share their perspectives, adding valuable insights to the conversation and shaping the direction of our work.

Common themes from poll responses:

Strategies for Barriers to Student Success:

Early Alert Systems

Counseling & Support Services

Outreach & Onboarding

Engaging Students:

Cross-Division Collaboration

Positive Institutional Culture

Understanding Student Needs

In the second half of the day, our office introduced dashboards from our District IR Dashboards App, designed to support strategy development. This app, accessible to all staff, faculty, and administrators, features a variety of dashboards focused on enrollment management metrics and student success. If the existing dashboards don't provide the data you need, you can submit a request through our District IE Research Request Form. The data are available—the key question is, what actions will you take?

Dashboard App

| Division | Primary Section | Full-time FTEs | Enrollment | Capacity | Enrollment % | Full-time Rate |
|---|-----------------|----------------|------------|----------|--------------|----------------|
| Business, Health, and Human Services | 151 | 24,420 | 3,344 | 1,870 | 5 | 62% |
| College of Technical Education | 320 | 19,810 | 1,517 | 1,200 | 2 | 62% |
| Continuing Education, Organizational and Workplace | 544 | 72,337 | 3,117 | 4,201 | 5 | 104% |
| Counseling and Support Services | 203 | 734 | 102 | 4,401 | 2 | 15% |
| Early Childhood Care | 203 | 123,891 | 4,471 | 4,401 | 2 | 104% |
| Education | 203 | 224 | 91 | 1,240 | 2 | 2% |
| Healthcare, Sciences, Social and Behavioral Science | 211 | 154,911 | 5,541 | 6,501 | 4 | 102% |
| Language, Literature, and Social Science | 203 | 124,304 | 2,091 | 2,171 | 2 | 102% |
| Law Enforcement | 1 | 1,100 | 0 | 42 | 0 | 0% |
| Public Safety | 44 | 14,100 | 10 | 2,100 | 0 | 0% |
| School of Business, Technology & Support Services | 341 | 14,100 | 170 | 1,400 | 0 | 12% |
| School of Business & Management | 341 | 14,100 | 170 | 1,400 | 0 | 12% |
| School of Criminal Justice, Corrections & Emergency | 203 | 6,501 | 91 | 2,101 | 0 | 2% |
| School of Health & Human Services | 151 | 111,811 | 3,401 | 4,301 | 0 | 102% |
| School of Health Sciences, Health & Kinesiology | 151 | 4,401 | 91 | 4,401 | 0 | 14% |
| School of Human Services, Health & Kinesiology | 151 | 14,100 | 170 | 1,401 | 0 | 12% |
| School of Visual and Performing Arts | 151 | 124,304 | 2,091 | 2,171 | 2 | 102% |
| Other & Kinesiology | 151 | 4,401 | 91 | 1,401 | 0 | 14% |
| Other and Performing Arts | 151 | 4,401 | 91 | 1,401 | 0 | 14% |
| Total | 1,364 | 1,014,716 | 13,444 | 122,917 | 64 | 61.1% |

Request Form

District Institutional Effectiveness Data Request Form

Before completing this form, please check the following resources. Your request may be handled by an existing report:

- IR Dashboards App
- Research Request Form
- Data Request Form

If you are unable to locate the data you need, please use this form to request data. You will be contacted by an IR Specialist from our team within the next two days to get more information.

Full Name: _____

Email Address: _____
If possible please use an RCCD email address.

Phone Number: _____

College: Riverside City College Norwalk College Hemet Valley College

Other: _____

Role at RCCD: _____

Get to Know the Team Behind the Scenes

What We Do

Dashboards

Survey Design

Research

Strategic Planning

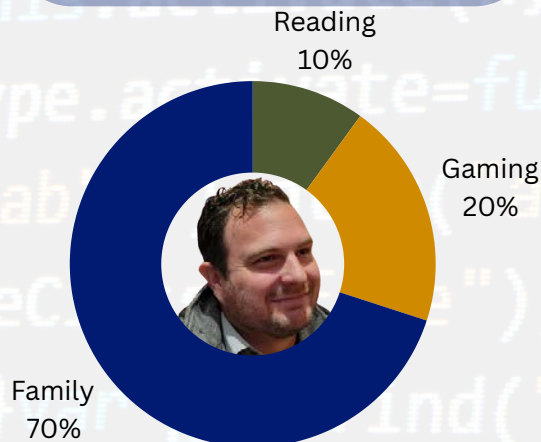
Ad hoc reporting

Data Analysis

Steven Butler, Interim Dean

Steven joined RCCD in 2024, bringing a wealth of experience in research development and creating SLOs. With an Ed.D. in hand, he is eager to support your data needs through his expertise in dashboards and querying.

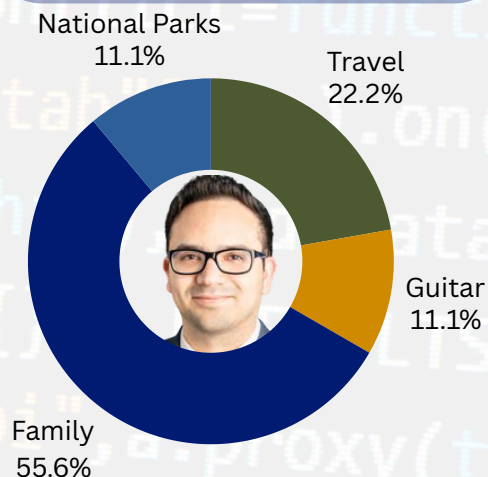
Steven's Top 3 Personal Interests



David Buitron, Research Analyst

David joined RCCD in 2019. David earned a Masters in Experimental Psychology and will soon earn an Ed.D. His professional interests revolve around data democratization and streamlining actionable data to advance the office mission.

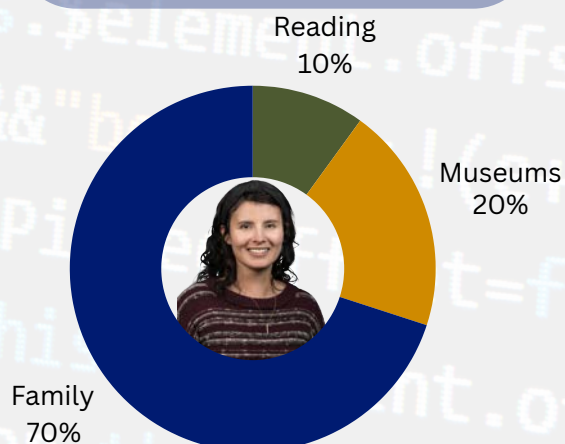
David's Top 4 Personal Interests



Dulce Duvu, Research Analyst

Dulce joined RCCD in 2022 with a M.S. in Applied Math bringing her expertise in mathematics and data to inform decision-making. Her current professional interests includes querying data and data visualization.

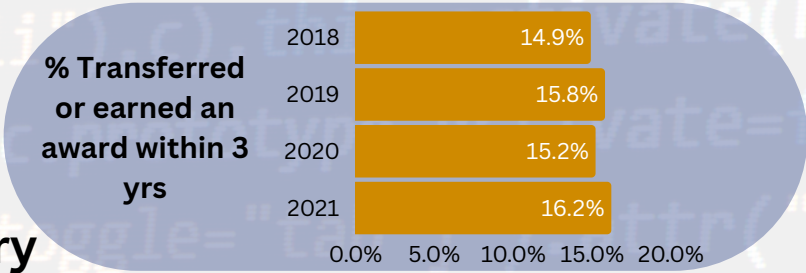
Dulce's Top 3 Personal Interests



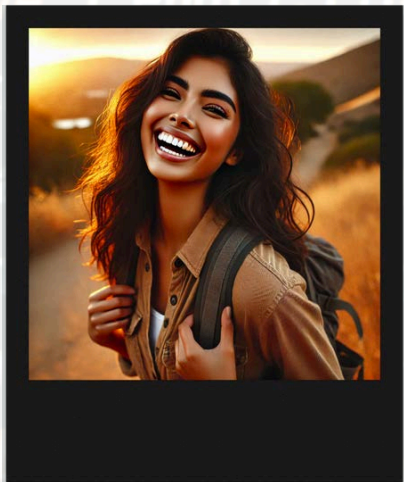
Data Dispatch Diaries



Data by the numbers is only as good as the choices they help people make to improve the lives of our students. Therefore, a persona story will be built off of the data and topics addressed in this term's issue. This issue is focused on the Scaling Guided Pathways retreat. The data for that retreat included Guided Pathways and student success data. The following persona narrative is fictional and does not specifically revolve around a single student.




Lucia's Story



Lucia had always loved the outdoors and found joy in her high school biology classes, but as the first in her family to consider college, the idea felt out of reach. A chance encounter at a job fair introduced her to the possibility of higher education, sparking excitement but leaving her unsure of where to start.

With her family facing financial struggles and no guidance on navigating college or scholarships, Lucia decided to take a leap and apply to an RCCD college. After her acceptance, she connected with Dr. Ramirez, a counselor who became a pivotal figure in her journey. Dr. Ramirez guided her through the enrollment process, served as a mentor, introduced her to the science program, and helped her select courses and access campus resources.



Lucia faced numerous challenges, from balancing family responsibilities and coursework to managing financial hurdles and limited support systems. Yet, her determination never wavered. With perseverance and the encouragement of her college community, Lucia earned her Biology degree—a milestone that filled her and her family with pride. Her journey not only transformed her passion into a fulfilling career but also inspired others in her community to dream big and pursue their own



Did you know? In 2022–23 55.0% of all students persist to their third major term, that's almost 6 out of 10 students.



Food for Thought: Your Voice

1. What other ways can we reach students in the first stages of their journey?
2. What positive initiatives or programs do you think Lucia could have benefitted from?

Produced by the RCCD Office of Institutional Effectiveness
www.rccd.edu/data

Your answers can be featured in the following issue.

Click QR Code:

Respond using this link:
<https://forms.office.com/r/5vTxxWLiE5>

